

GC24-5091-3
File No. S370-36

Systems

**OS/VS1 Programmer's
Reference Digest**

VS1 Release 3

IBM

P R E F A C E

This publication contains quick reference information for the experienced programmer and systems support personnel. For the most part, definitions, restrictions, and limitations have been omitted to provide the most rapid access to the information in this publication. If the reference to information included here is not sufficient, refer to the publication list on the first page of each section; then refer to the applicable System Reference Library publication.

This publication, the *OS/VS2 TSO Command Language Reference Summary*, GX28-0647, and the *OS/VS Service Aids Reference Summary*, GX28-0634, may be ordered by specifying *OS/VS Reference Digest Package*, BOF-3200, rather than individual order numbers.

This publication does not contain information about system control blocks. Refer to *OS/VS1 System Data Areas*, SY28-0605, to find this information. Some information useful in debugging the system is contained in this publication. For additional information, refer to *OS/VS1 Debugging Guide*, GC28-6670.

Fourth Edition (December 1973)

This edition applies to Release 3 of OS/VS1 and to all subsequent releases until otherwise indicated in new editions or Technical Newsletters. Changes are continually made to the information contained herein; before using this publication in connection with the operation of IBM systems, consult the *IBM System/360 and System/370 Bibliography*, GA22-6822, for the editions that are applicable and current.

A handbook-sized binder, FE part number 453559, may be purchased from IBM. Customers may order it through their IBM marketing representative. IBM personnel should order it as an FE part from Mechanicsburg.

This edition is a major revision of, and obsoletes the OS/VS1 information found in GC24-5091-2. Changes or additions to the text and illustrations are indicated by a vertical line to the left of the change.

Requests for copies of IBM publications should be made to your IBM representative or to the IBM branch office serving your locality.

A form for reader's comments is provided at the back of this publication. If the form has been removed, comments may be addressed to IBM Programming Publications, Dept. G60, P.O. Box 6, Endicott, New York 13760. Comments become the property of IBM.

**Summary of Amendments
for GC24-5091-3
VS1 Release 3**

OS/VS2 information is removed from this publication, which now supports OS/VS1 only.

SECTIONS 1, 2, 3, and 4 contain information included for the first time. This material includes:

SECTION 1

machine-check interruption code
I/O command codes
ANSI control characters
dynamic address translation information

SECTION 2

trace table information
system register usage
device information
wait state codes
ENQ/DEQ names
"how to find" information

SECTION 3

SVC to module directory
supervisor flow of control diagrams

SECTION 4

data set record formats
VSAM macros for data access
access method flow of control diagrams

All sections contain substantial changes to previous content. Review them in their entirety for new and modified information.

**Summary of Amendments
for GC24-5091-2
OS/VS1 Release 2
OS/VS2 Release 1**

SECTIONS 1, 3, 5, 7, 8, or 9 REFLECT ADDED:

- Base Publications Supporting OS/VS1 and OS/VS2
- Code Translation Tables
- General Services Macros
- JCL Statements
- Load Module Control Macros
- Program Interruption Control Macros
- RES Operator Commands
- RES Workstation Commands
- Synchronization Macros
- Task Control Macros
- TCAM Macros
- Termination Macros
- Utility Programs
- Virtual Storage Macros
- VS1 Operator Commands
- VS2 Operator Commands

SECTIONS 2, 3, 4, or 7 REFLECT UPDATED:

- Data Management Macros
- OS/VS1 Completion Code Summary
- OS/VS2 Completion Code Summary
- Programming Conventions for SVC Routines
- Summary of Supervisor Operands
- Supervisor Macro Outlines
- SVC Summary for OS/VS1
- SVC Summary for OS/VS2
- TCAM Devices Supported
- TCAM Macro Operands
- UCB Sense Information

CONTENTS

Section 1: General Information

Section 2: System Information

Section 3: Supervisor Information

Section 4: Data Management Information

Section 5: JCL, Operator Commands, RES, SMF, and CRJE

Section 6: Linkage Editor and Loader

Section 7: BTAM/TCAM

Section 8: Utilities

Section 9: Bibliography

Index

Section 1: General Information

Code Translation Table	1-2
Machine Instruction Formats	1-6
Control Registers	1-7
Condition Codes	1-8
Program Interruption Codes and CNOP Alignment	1-9
Fixed Storage Locations	1-10
PSW Formats	1-11
CAW, CCW, and CSW Formats	1-12
Limited Channel Logout and Machine-check Interruption Code	1-13
I/O Command Codes	1-14
System/370 Instructions	1-17
System Assembler Instructions, Statements, and Constants	1-50
Dynamic Address Translation and Hexadecimal and Decimal Conversion Information	1-60
EBCDIC Codes	1-67

Source Publications

Additional information about the System/370 and valid instructions is contained in *IBM System/370 Principles of Operation*, GA22-7000.

Additional information about the System Assembler is in *OS/VS and DOS/VS Assembler Language*, GC33-4010.

Code Translation Table

Dec.	Hex	Instruction (RR)	Graphics and Controls			7-Track Tape BCDIC(2)	Card Code	Binary
			BCDIC	EBCDIC(1)	ASCII			
0	00			NUL	NUL		12-0-1-8-9	0000 0000
1	01			SOH	SOH		12-1-9	0000 0001
2	02			STX	STX		12-2-9	0000 0010
3	03			ETX	ETX		12-3-9	0000 0011
4	04	SPM		PF	EOT		12-4-9	0000 0100
5	05	BALR		HT	ENQ		12-5-9	0000 0101
6	06	BCTR		LC	ACK		12-6-9	0000 0110
7	07	BCR		DEL	BEL		12-7-9	0000 0111
8	08	SSK			BS		12-8-9	0000 1000
9	09	ISK			HT		12-1-8-9	0000 1001
10	0A	SVC		SMM	LF		12-2-8-9	0000 1010
11	0B			VT	VT		12-3-8-9	0000 1011
12	0C			FF	FF		12-4-8-9	0000 1100
13	0D			CR	CR		12-5-8-9	0000 1101
14	0E	MVCL		SO	SO		12-6-8-9	0000 1110
15	0F	CLCL		SI	SI		12-7-8-9	0000 1111
16	10	LPR		DLE	DLE		12-11-1-8-9	0001 0000
17	11	LNR		DC1	DC1		11-1-9	0001 0001
18	12	LTR		DC2	DC2		11-2-9	0001 0010
19	13	LCR		TM	DC3		11-3-9	0001 0011
20	14	NR		RES	DC4		11-4-9	0001 0100
21	15	CLR		NL	NAK		11-5-9	0001 0101
22	16	OR		BS	SYN		11-6-9	0001 0110
23	17	XR		IL	ETB		11-7-9	0001 0111
24	18	LR		CAN	CAN		11-8-9	0001 1000
25	19	CR		EM	EM		11-1-8-9	0001 1001
26	1A	AR		CC	SUB		11-2-8-9	0001 1010
27	1B	SR		CU1	ESC		11-3-8-9	0001 1011
28	1C	MR		IFS	FS		11-4-8-9	0001 1100
29	1D	DR		IGS	GS		11-5-8-9	0001 1101
30	1E	ALR		IRS	RS		11-6-8-9	0001 1110
31	1F	SLR		IUS	US		11-7-8-9	0001 1111
32	20	LPDR		DS	SP		11-0-1-8-9	0010 0000
33	21	LNDR		SOS	! !		0-1-9	0010 0001
34	22	LTDR		FS	"		0-2-9	0010 0010
35	23	LCDR			#		0-3-9	0010 0011
36	24	HDR		BYP	\$		0-4-9	0010 0100
37	25	LRDR		LF	%		0-5-9	0010 0101
38	26	MXR		ETB	&		0-6-9	0010 0110
39	27	MXDR		ESC	'		0-7-9	0010 0111
40	28	LDR			()		0-8-9	0010 1000
41	29	CDR)		0-1-8-9	0010 1001
42	2A	ADR		SM	*		0-2-8-9	0010 1010
43	2B	SDR		CU2	+		0-3-8-9	0010 1011
44	2C	MDR			.		0-4-8-9	0010 1100
45	2D	DDR		ENQ	.		0-5-8-9	0010 1101
46	2E	AWR		ACK	.		0-6-8-9	0010 1110
47	2F	SWR		BEL	/		0-7-8-9	0010 1111
48	30	LPER			0		12-11-0-1-8-9	0011 0000
49	31	LNER			1		1-9	0011 0001
50	32	LTER		SYN	2		2-9	0011 0010
51	33	LCER			3		3-9	0011 0011
52	34	HER		PN	4		4-9	0011 0100
53	35	LRER		RS	5		5-9	0011 0101
54	36	AXR		UC	6		6-9	0011 0110
55	37	SXR		EOT	7		7-9	0011 0111
56	38	LER			8		8-9	0011 1000
57	39	CER			9		1-8-9	0011 1001
58	3A	AER			:		2-8-9	0011 1010
59	3B	SER		CU3	:		3-8-9	0011 1011
60	3C	MER		DC4	<		4-8-9	0011 1100
61	3D	DER		NAK	=		5-8-9	0011 1101
62	3E	AUR			>		6-8-9	0011 1110
63	3F	SUR		SUB	?		7-8-9	0011 1111

Code Translation Table (cont'd)

Dec.	Hex	Instruction (RX)	Graphics and Controls			7-Track Tape	Card Code	Binary	
			BCDIC	EBCDIC(1)	ASCII	BCDIC(2)			
64	40	STH		Sp	Sp	@	(3)	no punches	0100 0000
65	41	LA				A		12-0-1-9	0100 0001
66	42	STC				B		12-0-2-9	0100 0010
67	43	IC				C		12-0-3-9	0100 0011
68	44	EX				D		12-0-4-9	0100 0100
69	45	BAL				E		12-0-5-9	0100 0101
70	46	BCT				F		12-0-6-9	0100 0110
71	47	BC				G		12-0-7-9	0100 0111
72	48	LH				H		12-0-8-9	0100 1000
73	49	CH				I		12-1-8	0100 1001
74	4A	AH	¢	¢		J		12-2-8	0100 1010
75	4B	SH				K	B A 8 2 1	12-3-8	0100 1011
76	4C	MH	[]	<	<	L	B A 8 4	12-4-8	0100 1100
77	4D		[((M	B A 8 4 1	12-5-8	0100 1101
78	4E	CVD	<	+	+	N	B A 8 4 2	12-6-8	0100 1110
79	4F	CVB	#			O	B A 8 4 2 1	12-7-8	0100 1111
80	50	ST	& +	&	&	P	B A	12	0101 0000
81	51					Q		12-11-1-9	0101 0001
82	52					R		12-11-2-9	0101 0010
83	53					S		12-11-3-9	0101 0011
84	54	N				T		12-11-4-9	0101 0100
85	55	CL				U		12-11-5-9	0101 0101
86	56	O				V		12-11-6-9	0101 0110
87	57	X				W		12-11-7-9	0101 0111
88	58	L				X		12-11-8-9	0101 1000
89	59	C				Y		11-1-8	0101 1001
90	5A	A		!	!	Z		11-2-8	0101 1010
91	5B	S	\$	\$	\$	[B 8 2 1	11-3-8	0101 1011
92	5C	M	*	*	*	\	B 8 4	11-4-8	0101 1100
93	5D	D])))]	B 8 4 1	11-5-8	0101 1101
94	5E	AL	:	:	:	^	B 8 4 2	11-6-8	0101 1110
95	5F	SL	Δ	┘	┘	-	B 8 4 2 1	11-7-8	0101 1111
96	60	STD	-	-	-	\	B	11	0110 0000
97	61		/	/	/	a	A 1	0-1	0110 0001
98	62					b		11-0-2-9	0110 0010
99	63					c		11-0-3-9	0110 0011
100	64					d		11-0-4-9	0110 0100
101	65					e		11-0-5-9	0110 0101
102	66					f		11-0-6-9	0110 0110
103	67	MXD				g		11-0-7-9	0110 0111
104	68	LD				h		11-0-8-9	0110 1000
105	69	CD				i		0-1-8	0110 1001
106	6A	AD		!	!	j		12-11	0110 1010
107	6B	SD		!	!	k	A 8 2 1	0-3-8	0110 1011
108	6C	MD	% (%	%	l	A 8 4	0-4-8	0110 1100
109	6D	DD	Y	-	-	m	A 8 4 1	0-5-8	0110 1101
110	6E	AW	\	>	>	n	A 8 4 2	0-6-8	0110 1110
111	6F	SW	#	?	?	o	A 8 4 2 1	0-7-8	0110 1111
112	70	STE				p		12-11-0	0111 0000
113	71					q		12-11-0-1-9	0111 0001
114	72					r		12-11-0-2-9	0111 0010
115	73					s		12-11-0-3-9	0111 0011
116	74					t		12-11-0-4-9	0111 0100
117	75					u		12-11-0-5-9	0111 0101
118	76					v		12-11-0-6-9	0111 0110
119	77					w		12-11-0-7-9	0111 0111
120	78	LE				x		12-11-0-8-9	0111 1000
121	79	CE				y		1-8	0111 1001
122	7A	AE	†	:	:	z	A	2-8	0111 1010
123	7B	SE	# =	#	#	t	8 2 1	3-8	0111 1011
124	7C	ME	@ '	@	@	i	8 4	4-8	0111 1100
125	7D	DE	:	'	'	}	8 4 1	5-8	0111 1101
126	7E	AU	>	=	=	~	8 4 2	6-8	0111 1110
127	7F	SU	√	"	"	DEL	8 4 2 1	7-8	0111 1111

Code Translation Table (cont'd)

Dec.	Hex	Instruction and Format	Graphics and Controls			7-Track Tape BCDIC(2)	Card Code	Binary
			BCDIC	EBCDIC(1)	ASCII			
128	80	SSM -S				12-0-1-8	1000 0000	
129	81		a	a		12-0-1	1000 0001	
130	82	LPSW -S	b	b		12-0-2	1000 0010	
131	83	Diagnose	c	c		12-0-3	1000 0011	
132	84	WRD } -SI	d	d		12-0-4	1000 0100	
133	85	RDD }	e	e		12-0-5	1000 0101	
134	86	BXH }	f	f		12-0-6	1000 0110	
135	87	BXLE }	g	g		12-0-7	1000 0111	
136	88	SRL	h	h		12-0-8	1000 1000	
137	89	SLL	i	i		12-0-9	1000 1001	
138	8A	SRA				12-0-2-8	1000 1010	
139	8B	SLA -RS				12-0-3-8	1000 1011	
140	8C	SRDL		<		12-0-4-8	1000 1100	
141	8D	SLDL		(12-0-5-8	1000 1101	
142	8E	SRDA		+		12-0-6-8	1000 1110	
143	8F	SLDA		+		12-0-7-8	1000 1111	
144	90	STM				12-11-1-8	1001 0000	
145	91	TM } -SI	j	j		12-11-1	1001 0001	
146	92	MVI }	k	k		12-11-2	1001 0010	
147	93	TS -S	l	l		12-11-3	1001 0011	
148	94	NI	m	m		12-11-4	1001 0100	
149	95	CLI } -SI	n	n		12-11-5	1001 0101	
150	96	OI }	o	o		12-11-6	1001 0110	
151	97	XI }	p	p		12-11-7	1001 0111	
152	98	LM -RS	q	q		12-11-8	1001 1000	
153	99		r	r		12-11-9	1001 1001	
154	9A					12-11-2-8	1001 1010	
155	9B					12-11-3-8	1001 1011	
156	9C	SIO, SIOF		□		12-11-4-8	1001 1100	
157	9D	TIO, CLRIO]		12-11-5-8	1001 1101	
158	9E	HIO, HDV } -S		±		12-11-6-8	1001 1110	
159	9F	TCH }		■		12-11-7-8	1001 1111	
160	A0					11-0-1-8	1010 0000	
161	A1			°		11-0-1	1010 0001	
162	A2			s		11-0-2	1010 0010	
163	A3			t		11-0-3	1010 0011	
164	A4			u		11-0-4	1010 0100	
165	A5			v		11-0-5	1010 0101	
166	A6			w		11-0-6	1010 0110	
167	A7			x		11-0-7	1010 0111	
168	A8			y		11-0-8	1010 1000	
169	A9			z		11-0-9	1010 1001	
170	AA					11-0-2-8	1010 1010	
171	AB			L		11-0-3-8	1010 1011	
172	AC	STNSM } -SI		Γ		11-0-4-8	1010 1100	
173	AD	STOSM }		[11-0-5-8	1010 1101	
174	AE	SIGP -RS		>		11-0-6-8	1010 1110	
175	AF	MC -SI		⊙		11-0-7-8	1010 1111	
176	B0			0		12-11-0-1-8	1011 0000	
177	B1	LRA -RX		1		12-11-0-1	1011 0001	
178	B2	See below		2		12-11-0-2	1011 0010	
179	B3			3		12-11-0-3	1011 0011	
180	B4			4		12-11-0-4	1011 0100	
181	B5			5		12-11-0-5	1011 0101	
182	B6	STCTL } -RS		6		12-11-0-6	1011 0110	
183	B7	LCTL }		7		12-11-0-7	1011 0111	
184	B8			8		12-11-0-8	1011 1000	
185	B9			9		12-11-0-9	1011 1001	
186	BA	CS } -RS				12-11-0-2-8	1011 1010	
187	BB	CDS }		∟		12-11-0-3-8	1011 1011	
188	BC			∩		12-11-0-4-8	1011 1100	
189	BD	CLM } -RS]		12-11-0-5-8	1011 1101	
190	BE	STCM }		+		12-11-0-6-8	1011 1110	
191	BF	ICM }		-		12-11-0-7-8	1011 1111	

Code Translation Table (cont'd)

Dec.	Hex	Instruction (SS)	Graphics and Controls			7-Track Tape BCDIC(2)	Card Code	Binary
			BCDIC	EBCDIC(1)	ASCII			
192	C0		?	{		B A 8 2	12-0	1100 0000
193	C1		A	A A		B A 1	12-1	1100 0001
194	C2		B	B B		B A 2	12-2	1100 0010
195	C3		C	C C		B A 2 1	12-3	1100 0011
196	C4		D	D D		B A 4	12-4	1100 0100
197	C5		E	E E		B A 4 1	12-5	1100 0101
198	C6		F	F F		B A 4 2	12-6	1100 0110
199	C7		G	G G		B A 4 2 1	12-7	1100 0111
200	C8		H	H H		B A 8	12-8	1100 1000
201	C9		I	I I		B A 8 1	12-9	1100 1001
202	CA						12-0-2-8-9	1100 1010
203	CB						12-0-3-8-9	1100 1011
204	CC			J			12-0-4-8-9	1100 1100
205	CD						12-0-5-8-9	1100 1101
206	CE			Y			12-0-6-8-9	1100 1110
207	CF						12-0-7-8-9	1100 1111
208	D0		!	}		B 8 2	11-0	1101 0000
209	D1	MVN	J	J J		B 1	11-1	1101 0001
210	D2	MVC	K	K K		B 2	11-2	1101 0010
211	D3	MVZ	L	L L		B 2 1	11-3	1101 0011
212	D4	NC	M	M M		B 4	11-4	1101 0100
213	D5	CLC	N	N N		B 4 1	11-5	1101 0101
214	D6	OC	O	O O		B 4 2	11-6	1101 0110
215	D7	XC	P	P P		B 4 2 1	11-7	1101 0111
216	D8		Q	Q Q		B 8	11-8	1101 1000
217	D9		R	R R		B 8 1	11-9	1101 1001
218	DA						12-11-2-8-9	1101 1010
219	DB						12-11-3-8-9	1101 1011
220	DC	TR					12-11-4-8-9	1101 1100
221	DD	TRT					12-11-5-8-9	1101 1101
222	DE	ED					12-11-6-8-9	1101 1110
223	DF	EDMK					12-11-7-8-9	1101 1111
224	E0		#	\		A 8 2	0-2-8	1110 0000
225	E1						11-0-1-9	1110 0001
226	E2		S	S S		A 2	0-2	1110 0010
227	E3		T	T T		A 2 1	0-3	1110 0011
228	E4		U	U U		A 4	0-4	1110 0100
229	E5		V	V V		A 4 1	0-5	1110 0101
230	E6		W	W W		A 4 2	0-6	1110 0110
231	E7		X	X X		A 4 2 1	0-7	1110 0111
232	E8		Y	Y Y		A 8	0-8	1110 1000
233	E9		Z	Z Z		A 8 1	0-9	1110 1001
234	EA						11-0-2-8-9	1110 1010
235	EB						11-0-3-8-9	1110 1011
236	EC			h			11-0-4-8-9	1110 1100
237	ED						11-0-5-8-9	1110 1101
238	EE						11-0-6-8-9	1110 1110
239	EF						11-0-7-8-9	1110 1111
240	F0	SRP	0	0 0		8 2	0	1111 0000
241	F1	MVO	1	1 1		1	1	1111 0001
242	F2	PACK	2	2 2		2	2	1111 0010
243	F3	UNPK	3	3 3		2 1	3	1111 0011
244	F4		4	4 4		4	4	1111 0100
245	F5		5	5 5		4 1	5	1111 0101
246	F6		6	6 6		4 2	6	1111 0110
247	F7		7	7 7		4 2 1	7	1111 0111
248	F8	ZAP	8	8 8		8	8	1111 1000
249	F9	CP	9	9 9		8 1	9	1111 1001
250	FA	AP		l			12-11-0-2-8-9	1111 1010
251	FB	SP					12-11-0-3-8-9	1111 1011

Code Translation Table (cont'd) - Machine Instruction Formats

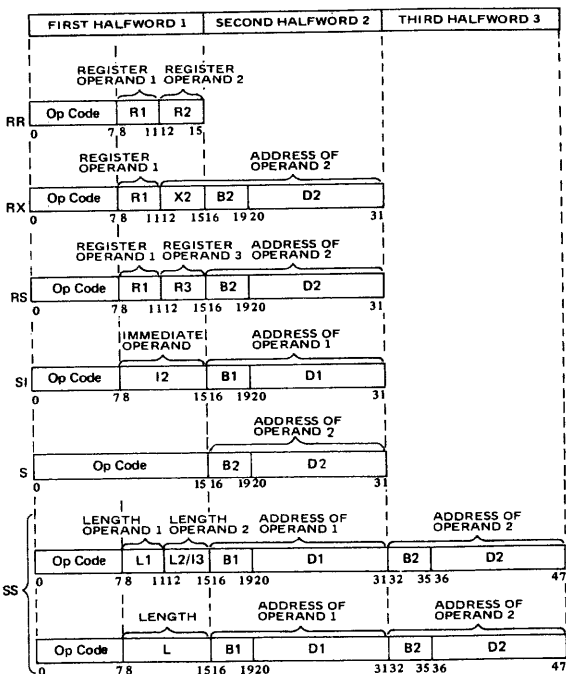
Dec.	Hex	Instruction (SS)	Graphics and Controls			7-Track Tape BCDIC(2)	Card Code	Binary
			BCDIC	EBCDIC(1)	ASCII			
252	FC	MP				12-11-0-4-8-9	1111 1100	
253	FD	DP				12-11-0-5-8-9	1111 1101	
254	FE					12-11-0-6-8-9	1111 1110	
255	FF					12-11-0-7-8-9	1111 1111	

- Two columns of EBCDIC graphics are shown. The first gives standard bit pattern assignments. The second shows the T-11 and TN text printing chains (120 graphics).
- Add C (check bit) for odd or even parity as needed, except as noted.
- For even parity use CA.

Op code (S format)

B202 - STIDP	B207 - STCKC	B200 - PTLB
B203 - STIDC	B208 - SPT	B210 - SPX
B204 - SCK	B209 - STPT	B211 - STPX
B205 - STCK	B20A - SPKA	B212 - STAP
B206 - SCKC	B20B - IPK	B213 - RRB

Machine Instruction Formats



Control Registers

CR	Bits	Name of field	Associated with	Init.
0	0	Block-multiplex'g control	Block-multiplex'g	0
	1	SSM suppression control	SSM instruction	0
	2	TOD clock sync control	Multiprocessing	0
	8-9	Page size control	} Dynamic addr. transl.	0
	10	Unassigned (must be zero)		0
	11-12	Segment size control		0
	16	Malfunction alert mask	} Multiprocessing	0
	17	Emergency signal mask		0
	18	External call mask		0
	19	TOD clock sync check mask		0
	20	Clock comparator mask	Clock comparator	0
	21	CPU timer mask	CPU timer	0
	24	Interval timer mask	Interval timer	1
25	Interrupt key mask	Interrupt key	1	
26	External signal mask	External signal	1	
1	0-7	Segment table length	} Dynamic addr. transl.	0
	8-25	Segment table address		0
2	0-31	Channel masks	Channels	1
8	16-31	Monitor masks	Monitoring	0
9	0	Successful branching event mask	} Program-event record'g	0
	1	Instruction fetching event mask		0
	2	Storage alteration event mask		0
	3	GR alteration event mask		0
	16-31	PER general register masks	0	
10	8-31	PER starting address	Program-event record'g	0
11	8-31	PER ending address	Program-event record'g	0
14	0	Check-stop control	} Machine-check handling	1
	1	Synch. MCEL control		1
	2	I/O extended logout control		I/O extended logout
	4	Recovery report mask	} Machine-check handling	0
	5	Degradation report mask		0
	6	Ext. damage report mask		1
	7	Warning mask		0
	8	Asynch. MCEL control		0
	9	Asynch. fixed log control		0
15	8-28	MCEL address	Machine-check handling	512

Condition Codes

Condition Code Setting	0	1	2	3
Mask Bit Value	8	4	2	1
General Instructions				
Add, Add Halfword	zero	< zero	> zero	overflow
Add Logical	zero, no carry	not zero, no carry	zero, carry	not zero, carry
AND	zero	not zero	—	—
Compare, Compare Halfword	equal	1st op low	1st op high	—
Compare and Swap/Double	equal	not equal	—	—
Compare Logical	equal	1st op low	1st op high	—
Exclusive OR	zero	not zero	—	—
Insert Characters under Mask	all zero	1st bit one	1st bit zero	—
Load and Test	zero	< zero	> zero	—
Load Complement	zero	< zero	> zero	overflow
Load Negative	zero	< zero	—	—
Load Positive	zero	—	> zero	overflow
Move Long	count equal	count low	count high	overlap
OR	zero	not zero	—	—
Shift Left Double/Single	zero	< zero	> zero	overflow
Shift Right Double/Single	zero	< zero	> zero	—
Store Clock	set	not set	error	not oper
Subtract, Subtract Halfword	zero	< zero	> zero	overflow
Subtract Logical	—	not zero, no carry	zero, carry	not zero, carry
Test and Set	zero	one	—	—
Test under Mask	zero	mixed	—	ones
Translate and Test	zero	incomplete	complete	—
Decimal Instructions				
Add Decimal	zero	< zero	> zero	overflow
Compare Decimal	equal	1st op low	1st op high	—
Edit, Edit and Mark	zero	< zero	> zero	—
Shift and Round Decimal	zero	< zero	> zero	overflow
Subtract Decimal	zero	< zero	> zero	overflow
Zero and Add	zero	< zero	> zero	overflow
Floating-Point Instructions				
Add Normalized	zero	< zero	> zero	—
Add Unnormalized	zero	< zero	> zero	—
Compare	equal	1st op low	1st op high	—
Load and Test	zero	< zero	> zero	—
Load Complement	zero	< zero	> zero	—
Load Negative	zero	< zero	—	—
Load Positive	zero	—	> zero	—
Subtract Normalized	zero	< zero	> zero	—
Subtract Unnormalized	zero	< zero	> zero	—
Input/Output Instructions				
Clear I/O	no oper in progress	CSW stored	chan busy	not oper
Halt Device	interruption pending	CSW stored	channel working	not oper
Halt I/O	interruption pending	CSW stored	burst op stopped	not oper
Start I/O, SIOF	successful	CSW stored	busy	not oper
Store Channel ID	ID stored	CSW stored	busy	not oper
Test Channel	available	interruption pending	burst mode	not oper
Test I/O	available	CSW stored	busy	not oper
System Control Instructions				
Load Real Address	translation available	ST entry invalid	PT entry invalid	length violation
Reset Reference Bit	R=0, C=0	R=0, C=1	R=1, C=0	R=1, C=1
Set Clock	set	secure	—	not oper
Signal Processor	accepted	stat stored	busy	not oper

Program Interruption Codes - CNOP Alignment - Edit EDMK Pattern Characters

PROGRAM INTERRUPTION CODES

Interruption Code		Program Interruption Cause	Interruption Code		Program Interruption Cause
Dec	Hex		Dec	Hex	
1	0001	Operation	12	000C	Exponent overflow
2	0002	Privileged operation	13	000D	Exponent underflow
3	0003	Execute	14	000E	Significance
4	0004	Protection	15	000F	Floating - point divide
5	0005	Addressing	16	0010	Segment translation
6	0006	Specification	17	0011	Page translation
7	0007	Data	18	0012	Translation specification
8	0008	Fixed - point overflow	19	0013	Special operation
9	0009	Fixed - point divide	64	0040	Monitor event
10	000A	Decimal overflow	128	0080	Program event (code may be combined with another code)
11	000B	Decimal divide			

CNOP ALIGNMENT

Double Word							
Word				Word			
Half Word		Half Word		Half Word		Half Word	
Byte	Byte	Byte	Byte	Byte	Byte	Byte	Byte
0,4		2,4		0,4		2,4	
0,8		2,8		4,8		6,8	

EDIT AND EDMK PATTERN CHARACTERS (in hex)

20 - digit selector	40 - blank	5C - asterisk
21 - start of significance	4B - period	6B - comma
22 - field separator	5B - dollar sign	C3D9 - CR

Fixed Storage Locations

Area, dec.	Hex addr	Purpose
0-7	0	Initial program loading PSW, restart new PSW
8-15	8	Initial program loading CCW1, restart old PSW
16-23	10	Initial program loading CCW2
24-31	18	External old PSW
32-39	20	Supervisor Call old PSW
40-47	28	Program old PSW
48-55	30	Machine-check old PSW
56-63	38	Input/output old PSW
64-71	40	Channel status word
72-75	48	Channel address word
80-83	50	Interval timer
88-95	58	External new PSW
96-103	60	Supervisor Call new PSW
104-111	68	Program new PSW
112-119	70	Machine-check new PSW
120-127	78	Input/output new PSW
132-133	84	CPU address assoc'd with external interruption, or unchanged
132-133	84	CPU address assoc'd with external interruption, or zero (EC mode only)
134-135	86	External interruption code (EC mode only)
136-139	88	SVC interruption [0-12 zeros, 13-14 ILC, 15:0, 16-31 code] (EC mode only)
140-143	8C	Program interrupt [0-12 zeros, 13-14 ILC, 15:0, 16-31 code] (EC mode only)
144-147	90	Translation exception address [0-7 zeros, 8-31 address] (EC mode only)
148-149	94	Monitor class [0-7 zeros, 8-15 class number]
150-151	96	PER interruption code [0-3 code, 4-15 zeros] (EC mode only)
152-155	98	PER address [0-7 zeros, 8-31 address] (EC mode only)
156-159	9C	Monitor code [0-7 zeros, 8-31 monitor code]
168-171	AB	Channel ID [0-3 type, 4-15 model, 16-31 max. IOEL length]
172-175	AC	I/O extended logout (IOEL) address [0-7 unused, 8-31 addr]
176-179	B0	Limited channel logout (see diagram)
185-187	B9	I/O address [0-7 zeros, 8-23 address] (EC mode only)
216-223	D8	CPU timer save area
224-231	E0	Clock comparator save area
232-239	E8	Machine-check interruption code
248-251	FB	Failing processor storage address [0-7 zeros, 8-31 addr]
252-255	FC	Region code*
256-351	100	Machine-check fixed logout area*
352-383	160	Machine-check floating-point register save area
384-447	180	Machine-check general register save area
448-511	1C0	Machine-check control register save area
512-†	200	Machine-check CPU extended logout area (size varies)

* Functions and use of fields may vary among models. See system library manuals for specific model.

† Location may be changed by programming (bits 8-28 of CR15 specify address).

PSW (BC and EC modes)

PROGRAM STATUS WORD (BC Mode)

Channel Masks	E	Protect'n Key	CMWP	Interruption Code
0	6	7	11	15
7	18	12	16	23
				24
				31

ILC	CC	Program Mask	Instruction Address
32	34	36	47
		39	48
		40	55
			56
			63

- | | |
|-----------------------------|-------------------------------------|
| 0-5 Channel 0 to 5 masks | 32-33 (ILC) Instruction length code |
| 6 Mask for channel 6 and up | 34-35 (CC) Condition code |
| 7 (E) External mask | 36 Fixed-point overflow mask |
| 12 (C=0) Basic control mode | 37 Decimal overflow mask |
| 13 (M) Machine-check mask | 38 Exponent underflow mask |
| 14 (W=1) Wait state | 39 Significance mask |
| 15 (P=1) Problem state | |

PROGRAM STATUS WORD (EC Mode)

OR00	OTIE	Protect'n Key	CMWP	00	CC	Program Mask	0000 0000
0	7	11	15	18	20	23	31
		12	16	19	21	24	

0000 0000	Instruction Address
32	47
	48
	55
	56
	63

- | | |
|------------------------------------|------------------------------|
| 1 (R) Program event recording mask | 15 (P=1) Problem state |
| 5 (T=1) Translation mode | 18-19 (CC) Condition code |
| 6 (I) Input/output mask | 20 Fixed-point overflow mask |
| 7 (E) External mask | 21 Decimal overflow mask |
| 12 (C=1) Extended control mode | 22 Exponent underflow mask |
| 13 (M) Machine-check mask | 23 Significance mask |
| 14 (W=1) Wait state | |

Limited Channel Logout - Machine-check Interruption Code

LIMITED CHANNEL LOGOUT (hex B0)

0	SCU id	Detect	Source	000	Field validity flags	TT	00	A	Seq.						
0	1	3	4	7	8	12	13	15	16	23	24	26	28	29	31

Detect field		17-18 Reserved (00)	
4	CPU	19	Sequence code
5	Channel	20	Unit status
6	Storage control unit	21	Command address and key
7	Storage unit	22	Channel address
Source field		23 Device address	
8	CPU	24-25 (TT)	Type of termination
9	Channel	Code 00	Interface disconnect
10	Storage control unit	01	Stop, stack, or normal
11	Storage unit	10	Selective reset
12	Control unit	11	System reset
16-23	Field validity flags	28 (A)	I/O error alert
16	Interface address	29-31	Sequence code

MACHINE-CHECK INTERRUPTION CODE (hex E8)

MC conditions	000	00	Time	Stg. error	0	Validity indicators			
0	8	9	13	14	16	18	19	20	31

0000	0000	0000	00	Val.	MCEL length			
32	39	40	45	46	48	55	56	63

0	System damage	14	Backed-up	24	Failing stg. address
1	Instr. proc'g damage	15	Delayed	25	Region code
2	System recovery	16	Uncorrected	27	Floating-pt registers
3	Timer damage	17	Corrected	28	General registers
4	Timing facil. damage	18	Key uncorrected	29	Control registers
5	External damage	20	PSW bits 12-15	30	CPU ext'd logout
6	Not assigned (0)	21	PSW masks and key	31	Storage logical
7	Degradation	22	Prog. mask and CC	46	CPU timer
8	Warning	23	Instruction address	47	Clock comparator

I/O Command Codes

Standard Command Code Assignments (CCW bits 0-7)

x x x x	0000	Invalid	++++	++01	Write
+++	0100	Sense	++++	++10	Read
x x x x	1000	Transfer in Channel	++++	++11	Control
++++	1100	Read Backward	0000	0011	Control No Operation

x -Bit ignored.

†Modifier bit for specific type of I/O device

CONSOLE PRINTERS

Write, No Carrier Return	01	Sense	04
Write, Auto Carrier Return	09	Audible Alarm	0B
Read Inquiry	0A		

3504, 3505 CARD READER/3525 CARD PUNCH

(GA21-9124)

Command	Binary	Hex	Bit Meanings
Sense	0000 0100	04	<u>SS</u> <u>Stacker</u>
Feed, Select Stacker	SS10 F011		00 1
Read Only*	11D0 F010		01 2
Diagnostic Read	1101 0010	D2	10 2
Read, Feed, Select Stacker*	SSD0 F010		<u>F</u> <u>Format Mode</u>
Write RCE Format*	0001 0001	11	0 Unformatted
			1 Formatted
<u>3504, 3505 only</u>			<u>D</u> <u>Data Mode</u>
Write OMR Format†	0011 0001	31	0 1-EBCDIC
			1 2-Card image
<u>3525 only</u>			<u>L</u> <u>Line Position</u>
Write, Feed, Select Stacker	SSD0 0001		5-bit binary value
Print Line*	LLLL L101		

*Special feature on 3525

†Special feature

PRINTERS: 3211/3811 (GA24-3543), 3203/1PA, 1403/2821* (GA24-3312)

	After Write	Immed		
Space 1 Line	09	0B	Write without spacing	01
Space 2 Lines	11	13	Sense	04
Space 3 Lines	19	1B	Load UCSB without folding	FB
Skip to Channel 0†	-	83	Fold†	43
Skip to Channel 1	89	8B	Unfold†	23
Skip to Channel 2	91	93	Load UCSB and Fold (exc. 3211)	F3
Skip to Channel 3	99	9B	UCS Gate Load (1403 only)	EB
Skip to Channel 4	A1	A3	Load FCB†	63
Skip to Channel 5	A9	AB	Block Data Check	73
Skip to Channel 6	B1	B3	Allow Data Check	7B
Skip to Channel 7	B9	BB	Read PLB†	02
Skip to Channel 8	C1	C3	Read UCSB†	0A
Skip to Channel 9	C9	CB	Read FCB†	12
Skip to Channel 10	D1	D3	Diag. Check Read (exc. 3203)	06
Skip to Channel 11	D9	DB	Diagnostic Write†	05
Skip to Channel 12	E1	E3	Raise Cover†	6B
			Diagnostic Read†	07
			Diagnostic Read (1403 only)	02

*1403/1PA diagnostics are model-dependent;

†3211 only

UCS special feature on 1403

I/O Command Codes (cont'd)

3420/3803, 3410/3411 MAGNETIC TAPE

See GA32-0020, -0021, -0022 for function of specific models and special features required.

		Density	Parity	DC	Trans	Cmd
Write	01	200	odd	on	off	13
Read Forward	02			off	on	33
Read Backward	0C			on	off	3B
Sense	04			off	off	23
Sense Reserve†	F4	556	even	on	on	2B
Sense Release†	D4			off	off	53
Request Track-in-Error	1B			on	off	73
Loop Write-to-Read†	8B			off	on	7B
See Diagnose†	4B	800	odd	on	off	63
Rewind	07			off	on	6B
Rewind Unload	0F			on	off	93
Erase Gap	17			off	off	B3
Write Tape Mark	1F	800	even	on	on	BB
Backspace Block	27			off	off	A3
Backspace File	2F			on	on	AB
Forward Space Block	37					
Forward Space File	3F	Mode Set 2 (9-track)				
Data Security Erase†	97	800 bpi				CB
Diagnostic Mode Set†	0B	1600 bpi				C3
		6250 bpi†				D3

*Two-channel switch required

†3420 only

DIRECT ACCESS STORAGE DEVICES:

3330-3340 SERIES (GA26-1592, -1617, -1619, -1620);

2305/2835 (GA26-1589); 2314, 2319 (GA26-3599, -1606)

Command	MT Off	MT On*	Count	
Control				
Orient (c)	2B		Nonzero	
Recalibrate	13		Nonzero	
Seek	07		6	
Seek Cylinder	0B		6	
Seek Head	1B		6	
Space Count	0F		3 (a); nonzero (d)	
Set File Mask	1F		1	
Set Sector (a,f)	23		1	
Restore (executes as a no-op)	17		Nonzero	
Vary Sensing (c)	27		1	
Diagnostic Load (a)	53		1	
Diagnostic Write (a)	73		512	
Search				
Home Address Equal	39	B9	4	
Identifier Equal	31	B1	5	
Identifier High	51	D1	5	
Identifier Equal or High	71	F1	5	
Key Equal	29	A9	KL	
Key High	49	C9	KL	
Key Equal or High	69	E9	KL	
Key and Data Equal (d)	2D	AD	} Number of bytes (including mask bytes) in search argument	
Key and Data High (d)	4D	CD		
Key and Data Eq. or Hi (d)	6D	ED		
Continue				
Scan				
Search Equal (d)	25	A5		
Search High (d)	45	C5		
Search High or Equal (d)	65	E5		
Set Compare (d)	35	B5		
Set Compare (d)	75	F5		
No Compare (d)	55	D5		

* Code same as MT Off except as listed.

a. Except 2314, 2319

b. 3330-3340 Series only; manual reset on 3340.

c. 2304/2835 only.

d. 2314, 2319 only.

e. String switch or 2-channel switch feature required; standard on 2314 and 2844.

f. Special feature required on 3340.

I/O Command Codes (cont'd) - ANSI Control Characters

DIRECT ACCESS STORAGE DEVICES: (cont'd)

3330-3340 SERIES (GA26-1592, -1617, -1619, 1620);

2305/2835 (GA26-1589); 2314, 2319 (GA26-3599, -1606)

Command		MT Off	MT On*	Count
Read	Home Address	1A	9A	5
	Ccount	12	92	8
	Record 0	16	96	} Number of bytes to be transferred
	Data	06	86	
	Key and Data	0E	8E	
	Count, Key and Data	1E	9E	
	IPL	02		
Sector (a, f)	22		1	
Sense	Sense I/O	04		24 (a); 6 (d)
	Read, Reset Buffered Log (b)	A4		24
	Read Buffered Log (c)	24		128
	Device Release (e)	94		24 (a); 6 (d)
	Device Reserve (e)	B4		24 (a); 6 (d)
	Read Diagnostic Status 1 (a)	44		16 or 512
Write	Home Address	19		5 (exc. 7 on 3340)
	Record 0	15		8+KL+DL of R0
	Erase	11		8+KL+DL
	Count, Key and Data	1D		8+KL+DL
	Special Count, Key and Data	01		8+KL+DL
	Data	05		DL
	Key and Data	0D		KL+DL

* Code same as MT Off except as listed.

a. Except 2314, 2319.

b. 3330-3340 Series only;
manual reset on 3340.

c. 2304/2835 only.

d. 2314, 2319 only.

e. String switch or 2-channel switch feature required; standard on 2314 and 2844.
f. Special feature required on 3340.

ANSI Control Characters

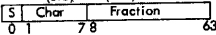
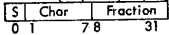
Code Action Before Printing a Line

␣	Space one line (blank code)
0	Space two lines
-	Space three lines
+	Suppress space
1	Skip to channel 1
2	Skip to channel 2
3	Skip to channel 3
4	Skip to channel 4
5	Skip to channel 5
6	Skip to channel 6
7	Skip to channel 7
8	Skip to channel 8
9	Skip to channel 9
A	Skip to channel 10
B	Skip to channel 11
C	Skip to channel 12

Code Action After Punching a Card

V	Select punch pocket 1
W	Select punch pocket 2

Operation	Mnemonic	Op Code	Format	Operands	Description	Exceptions	Cond Code
Add	A	5A	RX	R1, D2(X2, B2)	Add opr 2 to opr 1 (Sto) (Reg)	Addr Specif Fxpt Oflo	0 Sum = 0 1 Sum < 0 2 Sum > 0 3 Overflow
Add	AR	1A	RR	R1, R2	Add opr 2 to opr 1 (GPR) (Reg)	Fxpt Oflo	0 Sum = 0 1 Sum < 0 2 Sum > 0 3 Overflow
Add Decimal	AP	FA	SS	D1(L1, B1), D2(L2, B2)	Add dec opr 2 to opr 1 (Sto) (Sto) (Right to left byte by byte). (Opr 1 and 2 must be in packed) (Fields can overlap if low-order bytes coincide) (If opr 1 and opr 2 refer to same field, the field is doubled)	Addr Data Dec Oflo Protect Opera	0 Sum = 0 1 Sum < 0 2 Sum > 0 3 Overflow
Add Halfword	AH	4A	RX	R1, D2(X2, B2)	Add opr 2 to opr 1 (Sto) (Reg) (High-order 16 bits expanded) opr 2	Addr Fxpt Oflo Specif	0 Sum = 0 1 Sum < 0 2 Sum > 0 3 Overflow
Add Logical	AL	5E	RX	R1, D2(X2, B2)	Add log opr 2 to opr 1 (Sto) (Reg)	Addr Specif	0 Sum = 0 1 Sum ≠ 0 2 Sum = 0 3 Sum ≠ 0
Add Logical	ALR	1E	RR	R1, R2	Add log opr 2 to opr 1 (Reg) (Reg)	None	0 Sum = 0 1 Sum ≠ 0 2 Sum = 0 3 Sum ≠ 0

Operation	Mnemonic	Op Code	Format	Operands	Description	Exceptions	Cond Code
Add Normalized (Extended)	AXR	36	RR	R1, R2	FP Add opr 2 to opr 1 (FPR pair) (FPR pair) Extended sum is put in opr 1 (FPR pair) Each operand consists of two FPR Only FPR 0 and FPR 4 may be specified for opr 1 or opr 2.	Specif Exp Oflo Exp Uflo Signif Opera	0 Fract = 0 1 Result < 0 2 Result > 0
Add Normalized (Long)	AD	6A	RX	R1, D2(X2, B2)	FP Add opr 2 to opr 1 (Sta) (FPR) 	Addr Specif Signif Exp Oflo Exp Uflo Opera	0 Fract = 0 1 Result < 0 2 Result > 0
Add Normalized (Long)	ADR	2A	RR	R1, R2	FP Add opr 2 to opr 1 (FPR) (FPR)	Specif Opera Signif Exp Oflo Exp Uflo	0 Fract = 0 1 Result < 0 2 Result > 0
Add Normalized (Short)	AE	7A	RX	R1, D2(X2, B2)	FP Add opr 2 to opr 1 (Sta) (FPR)  (Low-order halves of FPR ignored and unchanged)	Addr Specif Signif Exp Oflo Exp Uflo	0 Fract = 0 1 Result < 0 2 Result > 0
Add Normalized (Short)	AER	3A	RR	R1, R2	FP Add opr 2 to opr 1 (FPR) (FPR) (Low-order halves of FPR ignored and unchanged)	Specif Signif Exp Oflo Exp Uflo	0 Fract = 0 1 Result < 0 2 Result > 0

Operation	Mnemonic	Op Code	Format	Operands	Description	Exceptions	Cond Code
Add Unnormalized (Long)	AW	6E	RX	R1, D2(X2, B2)	FP Add opr 2 to opr 1 (Sto) (FPR)	Addr Specif Signif Exp Oflo Opera	0 Fract = 0 1 Result < 0 2 Result > 0
Add Unnormalized (Long)	AWR	2E	RR	R1, R2	FP Add opr 2 to opr 1 (FPR) (FPR)	Specif Signif Exp Oflo Opera	0 Fract = 0 1 Result < 0 2 Result > 0
Add Unnormalized (Short)	AU	7E	RX	R1, D2(X2, B2)	FP Add opr 2 to opr 1 (Sto) (FPR) (Low-order halves of FPR ignored and unchanged)	Addr Specif Signif Exp Oflo Opera	0 Fract = 0 1 Result < 0 2 Result > 0
Add Unnormalized (Short)	AUR	3E	RR	R1, R2	FP Add opr 2 to opr 1 (FPR) (FPR) (Low-order halves of FPR ignored and unchanged)	Specif Signif Exp Oflo Opera	0 Fract = 0 1 Result < 0 2 Result > 0
AND	N	54	RX	R1, D2(X2, B2)	Place the product of both opr's into opr 1	Addr Specif	0 Result = 0 1 Result ≠ 0
AND	NC	D4	SS	D1(L, B1), D2(B2)	Place the product of both opr's into opr 1 (Left to right byte by byte) (Max number of bytes ANDed: 256)	Addr Protect	0 Result = 0 1 Result ≠ 0
AND	NR	14	RR	R1, R2	Place the product of both opr's into opr 1	None	0 Result = 0 1 Result ≠ 0
AND	NI	94	SI	D1(B1), I2	AND the 1 byte from the instruction stream (8-15) to opr 1	Addr Protect	0 Result = 0 1 Result ≠ 0

Operation	Mnemonic	Op Code	Format	Operands	Description	Exceptions	Cond Code
Branch and Link	BAL	45	RX	R1, D2(X2, B2)	Store ILC, CC prog mask, and 24 bits of inst adr in opr 1. Branch to adr of opr 2	None	Unchanged
Branch and Link	BALR	05	RR	R1, R2	Store ILC, CC prog mask, and 24 bits of inst adr in opr 1. Branch to adr of opr 2 (If opr 2 = 0, store, no branch)	None	Unchanged
Branch on Condition	BC	47	RX	M1, D2(X2, B2)	Compare opr 1 with cond code (Mask) 8-11 (Mask = 7) Branch on non-zero cond code (Mask = 15) Uncond branch (Mask = 8) Cond code 00 (Mask = 4) Cond code 01 (Mask = 2) Cond code 10 (Mask = 1) Cond code 11 (NOP if cond not met)	None	Unchanged
Branch on Condition	BCR	07	RR	M1, R2	Compare opr 1 with cond code Branch to opr 2 adr if cond met (If opr 2 = 0) NOP	None	Unchanged
Branch on Count	BCT	46	RX	R1, D2(X2, B2)	Reduce opr 1 by 1 and branch to opr 2 adr (If opr 1 = 1) Reduce, no branch	None	Unchanged
Branch on Count	BCTR	06	RR	R1, R2	Reduce opr 1 by 1 and branch to opr 2 adr (If opr 1 = 1) Reduce, no branch (If opr 2 = 0) Reduce, no branch	None	Unchanged
Branch on Equal	BE	47(BC 8)	RX, Ext.	D2(X2, B2)	Branch if mask = cond code	None	Unchanged
Branch on Equal	BER	07(BCR 8)	RR, Ext.	R2	Branch if mask = cond code	None	Unchanged
Branch on High	BH	47(BC 2)	RX, Ext.	D2(X2, B2)	Branch if mask = cond code	None	Unchanged
Branch on High	BHR	07(BCR 2)	RR, Ext.	R2	Branch if mask = cond code	None	Unchanged
Branch on Index High	BXH	86	RS	R1, R3, D2(B2)	Add opr 3 to opr 1 Sum compared to opr 3 if opr 3 adr is odd Sum compared to opr 3 + 1 if opr 3 addr is even. Branch to opr 2 addr if sum > 3/opr 3 + 1	None	Unchanged

Operation	Mnemonic	Op Code	Format	Operands	Description	Exceptions	Cond Code
Branch on Index Low or Equal	BXLE	87	RS	R1, R3, D2(B2)	Same as Branch On Index High Branch to opr 2 adr if sum < or = opr 3+1	None	Unchanged
Branch on Low	BL	47(BC 4)	RX, Ext.	D2 (X2, B2)	Branch if mask = cond code	None	Unchanged
Branch on Low	BLR	07(BCR4)	RR, Ext.	R2	Branch if mask = cond code	None	Unchanged
Branch if Mixed	BM	47(BC 4)	RX, Ext.	D2 (X2, B2)	Branch if mask = cond code	None	Unchanged
Branch if Mixed	BMR	07(BCR 4)	RR, Ext.	R2	Branch if mask = cond code	None	Unchanged
Branch on Minus	BM	47(BC 4)	RX, Ext.	D2 (X2, B2)	Branch if mask = cond code	None	Unchanged
Branch on Minus	BMR	07(BCR 4)	RR, Ext.	R2	Branch if mask = cond code	None	Unchanged
Branch on Not Equal	BNE	47(BC 7)	RX, Ext.	D2 (X2, B2)	Branch if mask = cond code	None	Unchanged
Branch on Not Equal	BNER	07(BCR 7)	RR, Ext.	R2	Branch if mask = cond code	None	Unchanged
Branch on Not High	BNH	47(BC 13)	RX, Ext.	D2 (X2, B2)	Branch if mask = cond code	None	Unchanged
Branch on Not High	BNHR	07(BCR 13)	RR, Ext.	R2	Branch if mask = cond code	None	Unchanged
Branch on Not Low	BNL	47(BC 11)	RX, Ext.	D2 (X2, B2)	Branch if mask = cond code	None	Unchanged
Branch on Not Low	BNLR	07(BCR 11)	RR, Ext.	R2	Branch if mask = cond code	None	Unchanged
Branch on Not Minus	BNM	47(BC 11)	RX, Ext.	D2 (X2, B2)	Branch if mask = cond code	None	Unchanged
Branch on Not Minus	BNMR	07(BCR 11)	RR, Ext.	R2	Branch if mask = cond code	None	Unchanged
Branch on Not Ones	BNO	47(BC 14)	RX, Ext.	D2 (X2, B2)	Branch if mask = cond code	None	Unchanged
Branch on Not Ones	BNOR	07(BCR 14)	RR, Ext.	R2	Branch if mask = cond code	None	Unchanged
Branch on Not Plus	BNP	47(BC 13)	RX, Ext.	D2 (X2, B2)	Branch if mask = cond code	None	Unchanged
Branch on Not Plus	BNPR	07(BCR 13)	RR, Ext.	R2	Branch if mask = cond code	None	Unchanged
Branch on Not Zeros	BNZ	47(BC 7)	RX, Ext.	D2 (X2, B2)	Branch if mask = cond code	None	Unchanged
Branch on Not Zeros	BNZR	07(BCR 7)	RR, Ext.	R2	Branch if mask = cond code	None	Unchanged

Ext = Extended Mnemonic

Operation	Mnemonic	Op Code	Format	Operands	Description	Exceptions	Cond Code
Branch if Ones	BO	47(BC 1)	RX, Ext.	D2 (X2, B2)	Branch if mask = cond code	None	Unchanged
Branch if Ones	BOR	07(BCR 1)	RR, Ext.	R2	Branch if mask = cond code	None	Unchanged
Branch on Overflow	BO	47(BC 1)	RX, Ext.	D2 (X2, B2)	Branch if mask = cond code	None	Unchanged
Branch on Overflow	BOR	07(BCR 1)	RR, Ext.	R2	Branch if mask = cond code	None	Unchanged
Branch on Plus	BP	47(BC 2)	RX, Ext.	D2 (X2, B2)	Branch if mask = cond code	None	Unchanged
Branch on Plus	BPR	07(BCR 2)	RR, Ext.	R2	Branch if mask = cond code	None	Unchanged
Branch if Zeros	BZ	47(BC 8)	RX, Ext.	D2 (X2, B2)	Branch if mask = cond code	None	Unchanged
Branch if Zeros	BZR	07(BCR 8)	RR, Ext.	R2	Branch if mask = cond code	None	Unchanged
Branch on Zero	BZ	47(BC 8)	RX, Ext.	D2 (X2, B2)	Branch if mask = cond code	None	Unchanged
Branch on Zero	BZR	07(BCR 8)	RR, Ext.	R2	Branch if mask = cond code	None	Unchanged
Branch Unconditional	B	47(BC 15)	RX, Ext.	D2 (X2, B2)	Branch if mask = cond code	None	Unchanged
Branch Unconditional	BR	07(BC 15)	RR, Ext.	R2	Branch if mask = cond code	None	Unchanged
Clear I/O	CLRIO	9D01	S	D2 (B2)	Terminate execution of current I/O op at addressed dev.	Priv	0 opr's = 1 CSW stored 2 channel or subchannel busy 3 not optnal
Compare	C	59	RX	R1, D2(X2, B2)	Compare opr 1 algebraically to opr 2 (Reg)	Addr Specif	0 opr's = 1 1st < 2 1st >
Compare	CR	19	RR	R1, R2	Compare opr 1 algebraically to opr 2.	None	0 opr's = 1 1st < 2 1st >

Ext = Extended Mnemonic

Operation	Mnemonic	Op Code	Format	Operands	Description	Exceptions	Cond Code
Compare and Swap	CS	BA	RS	R1, R3, D2(B2)	Compare opr 1 to opr 2. Store opr 3 in opr 2 if =, store opr 2 in opr 1 if ≠.	Addr Specif Protect Opera	0 opr's = 1 1st = 2nd; 2nd replaced by 3rd
Compare Decimal	CP	F9	SS	D1 (L1, B1), D2(L2, B2)	Compare opr 1 to opr 2 (binary right to left) byte by byte (Opr's must be packed) (Fields can overlap if low-order bytes coincide) (The shorter opr is extended with high-order zeros)	Addr Data Opera	0 opr's = 1 1st < 2 1st <
Compare Double and Swap	CDS	BB	RS	R1, R3, D2(B2)	Compare opr 1 to opr 2. Store opr 3 in opr 2 if =, store opr 2 in opr 1 if ≠.	Addr Specif Protect Opera	0 opr's = 1 1st = 2nd 2nd replaced by 3rd
Compare Halfword	CH	49	RX	R1, D2(X2, B2)	Compare opr 1 algebraically to opr 2 (Hi-order 16 bits expanded) opr 2	Addr Specif	0 opr's = 1 1st < 2 1st <
Compare Logical	CL	55	RX	R1, D2(X2, B2)	Compare opr 1 to opr 2 (binary left to right) (Terminates if/when ≠ found)	Addr Specif	0 opr's = 1 1st < 2 1st <
Compare Logical	CLC	D5	SS	D1 (L, B1), D2(B2)	Compare opr 1 to opr 2 (binary left to right) (Terminated if/when ≠ found) (opr length max 256 bytes)	Addr Specif	0 opr's = 1 1st < 2 1st <
Compare Logical Immediate	CLI	95	SI	D1 (B1), I2	Compare opr 1 to opr 2 (imm) (Sto) (binary left to right) (Terminates if/when ≠ found)	Addr	0 opr's = 1 1st < 2 1st <
Compare Logical	CLR	15	RR	R1, R2	Compare opr 1 to opr 2 (binary left to right) (Terminates if/when ≠ found)	Addr	0 opr's = 1 1st < 2 1st <
Compare Logical Characters Under Mask	CLM	BD	RS	R1, M3, D2(B2)	Compare opr 2 to opr 1 under control of mask (binary left to right)	Addr Protect Opera	0 Selected by bytes = or mask = 0 1 Selected field 1st opr is low 2 Selected Field 1st opr is high

Operation	Mnemonic	Op Code	Format	Operands	Description	Exceptions	Cond Code
Compare Logical Long	CLCL	0F	RR	R1, R2	Compare opr 1 to opr 2 (opr 1 and 2 indicate even/odd reg. pair)	Addr Specif Opera Protect	0 opr's = 1 1st < 2 1st > 3 --
Compare (Long)	CD	69	RX	R1, D2(X2, B2)	Compare opr 1 algebraically to opr 2 (Equalize and subtract)	Addr Specif Opera	0 opr's = 1 1st < 2 1st >
Compare (Long)	CDR	29	RR	R1, R2	Compare opr 1 algebraically to opr 2 (FPR) (Equalize and subtract)	Specif Addr Opera	0 opr's = 1 1st < 2 1st >
Compare (Short)	CE	79	RX	R1, D2(X2, B2)	Compare opr 1 algebraically to opr 2 (FPR) (Sto) (Low-order halves of FPR ignored and unchanged)	Addr Specif Opera	0 opr's = 1 1st < 2 1st >
Compare (Short)	CER	39	RR	R1, R2	Compare opr 1 algebraically to opr 2 (FPR) (FPR) (Low-order halves of FPR ignored and unchanged)	Specif Opera	0 opr's = 1 1st < 2 1st >
Convert to Binary	CVB	4F	RX	R1, D2(X2, B2)	Convert opr 2 (packed decimal) (Doubleword bounds) to binary and put in opr 1 location	Addr Specif Data Fxp Div	Unchanged
Convert to Decimal	CVD	4E	RX	R1, D2(X2, B2)	Convert opr 1 (binary) to packed decimal (doubleword bounds) and put in opr 2	Addr Specif Protect	Unchanged
Diagnose	----	83		See IBM System/370 Principles of Opera- tion, GA22-7000	See IBM System/370 Principles of Operation, GA22-7000	Priv Oper Model dependent	Unpredict- able

Operation	Mnemonic	Op Code	Format	Operands	Description	Exceptions	Cond Code
Divide	D	5D	RX	R1, D2 (X2, B2)	Divide opr 1 by opr 2 (even and odd regs) (Sto) Opr 1 becomes remainder and quotient	Addr Specif Fxpt Div	Unchanged
Divide	DR	1D	RR	R1, R2	Divide opr 1 by opr 2 Dividend: even and odd pair regs Opr 1 becomes remainder and quotient (full word only)	Specif Fxpt Div	Unchanged
Divide Decimal	DP	FD	SS	D1(L1, B1), D2(L2, B2)	Divide opr 1 by opr 2 Opr 1 becomes quotient and remainder (left justified) Dividend: at least 1 leading zero, max size 31 digits and sign Divisor: max size 15 digits and sign, numerically larger than dividend Both opr's packed format Remainder size = divisor size (Fields can overlap if low-order bytes coincide.)	Addr Protect Specif Data Dec Div Opera	Unchanged
Divide (Long)	DD	6D	RX	R1, D2(X2, B2)	FP Divide opr 1 by opr 2 (FPR) (Sto) Opr 1 becomes quotient (prenormalized)	Addr Specif Exp Oflo FP Div Opera Exp Uflo	Unchanged
Divide (Long)	DDR	2D	RR	R1, R2	FP Divide opr 1 by opr 2 Prenormalize (FPR) (FPR) (Dividend) (Divisor) Opr 1 becomes quotient	Specif Opera Exp Oflo Exp Uflo FP Div	Unchanged

Operation	Mnemonic	Op Code	Format	Operands	Description	Exceptions	Cond Code
Divide (Short)	DE	7D	RX	R1, D2(X2,B2)	FP Divide opr 1 by opr 2 Prenormalize (Dividend) (Divisor) Opr 1 becomes quotient (Low-order halves of FPR ignored and unchanged)	Addr Specif Exp Oflo Exp Uflo FP Div Opera	Unchanged
Divide (Short)	DER	3D	RR	R1, R2	FP Divide opr 1 by 2 Prenormalize (FPR) (FPR) (Dividend) (Divisor) Opr 1 becomes quotient (Low-order halves of FPR ignored and unchanged)	Specif Exp Oflo FP Div Exp Uflo Opera	Unchanged
Edit	ED	DE	SS	D1(L,B1), D2(B2)	Opr 1 = pattern, opr 2 = source Opr 2 is changed from packed to zoned and edited under control of opr 1. Opr's processed left to right (Fill char is 1st char in pattern field unless it is a digit/select/significance-start char.) (Opr 1 terminates operation) See IBM System/370 Principles of Operation, GA22-7000	Addr Data Opera Protect	Source 0 field = 0 1 field < 0 2 field > 0
Edit and Mark	EDMK	DF	SS	D1(L,B1), D2(B2)	Same as Edit (Adr of 1st significant result digit recorded in GPR 1)	Opera Addr Data Protect	Source 0 field = 0 1 field < 0 2 field > 0
Exclusive OR	X	57	RX	R1, D2(X2,B2)	Exclusive-OR opr 2 and opr 1 and the modulo-two sum placed in opr 1	Addr Specif	0 Result = 0 1 Result ≠ 0

Operation	Mnemonic	Op Code	Format	Operands	Description	Exceptions	Cond Code
Exclusive OR	XC	D7	SS	D1(L,B1), D2(B2)	Exclusive-OR opr 2 and opr 1 and modulo-two sum placed in opr 1.	Addr Protect	0 Result = 0 1 Result ≠ 0
Exclusive OR	XR	17	RR	R1, R2	Exclusive-OR opr 2 and opr 1 and modulo-two sum placed in opr 1.		0 Result = 0 1 Result ≠ 0
Exclusive OR Immediate	XI	97	SI	D1(B1), I2	Exclusive-OR opr 2 and opr 1 and modulo-two sum placed in opr 1.	Addr Protect	0 Result = 0 1 Result ≠ 1
Execute	EX	44	RX	R1, D2(X2,B2)	The instruction addressed by opr 2 is modified by opr 1 and executed.	Addr Exec Specif	May be set by this instruction
Halve, Long	HDR	24	RR	R1, R2	Opr 2 is divided by 2 and placed in opr 1.	Specif Opera	Unchanged
Halve, Short	HER	34	RR	R1, R2	Opr 2 is divided by 2 and placed in opr 1.	Specif Opera	Unchanged
Halt Device	HDV	9E01	S	D1(B1)	Execution of current I/O op at addressed dev is terminated (full op cd - 1001 1110 xxxx xxx1).	Priv	0 Subchan busy with another dev or int pending 1 CSW stored 2 Chan working with another device
Halt I/O	HIO	9E00	S	D1(B1)	Execution of current I/O op at addresses dev, subchan, and chan term (full op cd - 1001 1110 xxxx xxx0).	Priv	0 Chan or subchan not working 1 CSW stored 2 Burst oper terminated 3 Not operational
Insert Character	IC	43	RX	R1, D2(X2,B2)	Byte at opr 2 is inserted in low order byte of reg at opr 1.	Addr	Unchanged
Insert Characters Under Mask	ICM	BF	RS	R1, M3, D2(B2)	1 to 4 bytes at opr 2 are inserted in reg at opr 1 under control of mask.	Addr Protect Opera	0 Selected bits or mask=0 1 Leftmost bit of spec byte=1 2 Leftmost bit of spec byte=0

Operation	Mnemonic	Op Code	Format	Operands	Description	Exceptions	Cond Code
Insert PSW Key	IPK	B20B	S		Protection key of current PSW inserted into reg 2 bit pos 24-27. Bits 28-31 set to 0.	Priv	Unchanged
Insert Storage Key	ISK	09	RR	R1, R2	Opr 2, 8-20 fetches 7-bit sto key byte. 7-bit sto key is placed in opr 1, 24-30. Bits 0-23 unchanged, 31 set to zero. (opr 2, 0-7 and 21-27 ignored, 28-31 must = 0)	Priv Addr Specif Opera	Unchanged
Load	L	58	RX	R1, D2(X2, B2)	Load opr 2 into opr 1.	Addr Specif	Unchanged
Load	LR	18	RR	R1, R2	Opr 2 into opr 1.	None	Unchanged
Load Address	LA	41	RX	R1, D2(X2, B2)	Opr 2, 12-31 to opr 1, 8-31. Opr 1, 0-7 set to zero (no storage reference made)	None	Unchanged
Load and Test	LTR	12	RR	R1, R2	Opr 2 into opr 1 (When opr 1 and opr 2 specify same reg result is test without data transfer.)	None	0 Result = 0 1 Result < 0 2 Result > 0
Load and Test (Long)	LTDR	22	RR	R1, R2	Opr 2 into opr 1 (FPR) (FPR) (When opr 1 and opr 2 specify same reg result is test without data transfer.)	Specif Opera	0 Result fraction = 0 1 Result < 0 2 Result > 0
Load and Test (Short)	LTER	32	RR	R1, R2	Opr 2 into opr 1 (FPR) (FPR) (Low-order half of opr 1 unchanged) (When opr 1 and opr 2 specify same reg result is test without data transfer.)	Specif Opera	0 Result Fraction = 0 1 Result < 0 2 Result > 0
Load Complement	LCR	13	RR	R1, R2	2's complement of opr 2 into opr 1 (overflow when max negative number is complemented)	Fxpt Oflo	0 Result = Expt Uflo 1 Result < 0 2 Result > 0 3 Overflow

Operation	Mnemonic	Op Code	Format	Operands	Description	Exceptions	Cond Code
Load Complement (Short)	LCER	33	RR	R1, R2	Opr 2 into opr 1 (FPR) (FPR) (Opr 1 sign inverted, low-order half unchanged) (Opr 2 unchanged)	Specif Opera	0 Result Fract = 0 1 Result < 0 2 Result > 0
Load Complement (Long)	LCDR	23	RR	R1, R2	Opr 2 into opr 1 (FPR) (FPR) (Opr 1 sign inverted, low-order half unchanged) (Opr 2 unchanged) (Low-order half of opr 1 unchanged)	Specif Opera	0 Result Fract = 0 1 Result < 0 2 Result > 0
Load Control	LCTL	B7	RS	R1, R3, D2(B2)	Cntl regs from opr 1 to opr 3 loaded with info starting at opr 2.	Addr Specif Priv Protect Opera	Unchanged
Load Halfword	LH	48	RX	R1, D2(X2, B2)	Opr 2 halfword expanded to fullword with sign bits, placed in opr 1 (High-order expanded)	Addr Specif	Unchanged
Load (Long)	LD	68	RX	R1, D2(X2, B2)	Opr 2 into opr 1 (Sto) (FPR)	Addr Specif Opera	Unchanged
Load (Long)	LDR	28	RR	R1, R2	Opr 2 into opr 1 (FPR) (FPR)	Specif Opera	Unchanged

Operation	Mnemonic	Op Code	Format	Operands	Description	Exceptions	Cond Code
Load Multiple	LM	98	RS	R1, R3, D2(B2)	Opr 2 into GPRs in ascending order Starting reg specified by opr 1, ending reg specified by opr 3 (Reg wrap-around possible)	Addr Specif	Unchanged
Load Negative	LNR	11	RR	R1, R2	2's complement of opr 2 into opr 1 (Reg) (Reg) (If opr 2 contains a (-) number or zero, the number is unchanged)	None	0 Result = 0 1 Result < 0
Load Negative (Long)	LNDR	21	RR	R1, R2	Opr 2 into opr 1 (FPR) (FPR) Opr 1 sign bit is 1 (negative) Opr 2 unchanged	Specif Opera	0 Result Fract = 0 1 Result < 0
Load Negative (Short)	LNER	31	RR	R1, R2	Opr 2 into opr 1 Opr 1 sign bit is 1 (negative) Opr 2 unchanged (Low-order half of opr 1 unchanged)	Specif Opera	0 Result Fract = 0 1 Result < 0
Load Positive	LPR	10	RR	R1, R2	Opr 2 into opr 1 (Negative numbers are complemented) (Overflow occurs when the max negative number is complemented)	Fxpt Oflo	0 Result = 0 2 Result > 0 3 Overflow
Load Positive (Long)	LPDR	20	RR	R1, R2	Opr 2 into opr 1 (FPR) (FPR) Opr 1 sign bit made a zero (positive) Opr 2 unchanged	Specif Opera	0 Result Fract = 0 1 Result < 0 2 Result > 0
Load Positive (Short)	LPER	30	RR	R1, R2	Opr 2 into opr 1 Opr 1 sign bit made a zero (positive) Opr 2 unchanged (Low-order half of opr 1 unchanged)	Specif Opera	0 Result Fract = 0 1 Result < 0 2 Result > 0

Operation	Mnemonic	Op Code	Format	Operands	Description	Exceptions	Cond Code
Load PSW	LPSW	82	SI	D1 (B1)	Opr 1 into PSW (Opr 1 low-order 3 bit adr must = 0) (Instruction used to enter the problem or wait state)	Priv Addr Specif	Set according to new PSW bits 34 and 35
Load (Short)	LE	78	RX	R1, D2(X2, B2)	Opr 2 into opr 1 (Sto) (FPR) (Low-order half of opr 1 unchanged)	Addr Specif Opera	Unchanged
Load (Short)	LER	38	RR	R1, R2	Opr 2 into opr 1 (FPR) (FPR) (Low-order half of opr 1 unchanged)	Specif Opera	Unchanged
Load Real Address	LRA	B1	RX	R1, D2(X2, B2)	Real adr corresponding to opr 2 logical adr placed in opr 1.	Priv Addr Specif Opera	0 Translation available 1 Seg tbl entry invalid 2 Page tbl entry invalid 3 Seg or page tbl length violation
Load Rounded (Extended to Long)	LRDR	25	RR	R1, R2	Opr 2 is rounded from extended to long format and put in opr 1 (FPR pair) (FPR) Only FPR 0 and FPR 4 may be specified for opr 2.	Specif Exp Oflo Opera	Unchanged
Load Rounded (Long to Short)	LRER	35	RR	R1, R2	Opr 2 is rounded from long to short format and put into opr 1 (FPR) (FPR) Add an absolute 1 to opr 2, bit 32; carry will ripple left. Lower half of result FPR will remain un- changed.	Specif Exp Oflo Opera	Unchanged

Operation	Mnemonic	Op Code	Format	Operands	Description	Exceptions	Cond Code
Monitor Call	MC	AF	SI	D1 (B1),I2	Causes program interrupt if monitor-mask bit in cont. reg 8 = appropriate monitor class specified in positions 12-15 of I2. Real storage locations 148 and 156 will zero, loc 149=I2, and loc. 157-159=D1 + contents to B1.	Monitor Specif	Unchanged
Move Characters	MVC	D2	SS	D1(L,B1),D2(B2)	Opr 2 to opr 1 (Left to right byte by byte) (Max number of bytes moved: 256) (No restriction on overlapping fields)	Addr Protect	Unchanged
Move Immediate	MVI	92	SI	D1(B1), I2	Move the 1 byte from the instruction stream (8-15) to opr 1.	Addr Protect	Unchanged
Move Long	MVCL	0E	RR	R1, R2	Move char from area spec in opr 2 to area spec in opr 1. Opr 2 is even/odd reg pair where R2 is "from adr", R2+1 bits 0-7 is padding char, and R2+1 bits 8-31 is length. Opr 1 is even/odd reg. pair where R1 is "to" addr, R1+1 bits 8-31 is length.	Addr Specif	0 Opr cnts = 1 Opr 1 cnt < opr 2 cnt 2 Opr 1 cnt > opr 2 cnt 3 No move due to destructive overlap.

Operation	Mnemonic	Op Code	Format	Operands	Description	Exceptions	Cond Code
Move Numerics	MVN	D1	SS	D1(L,B1), D2(B2)	The 4 low-order bits of opr 2 bytes into the 4 low-order bits of opr 1 bytes. (Left to right byte by byte) (Max number of bytes moved: 256) (High-order bits of each byte of both opr's unchanged.) (No restriction on overlapping fields.)	Addr Protect	Unchanged
Move with Offset	MVO	F1	SS	D1(L1,B1), D2(L2,B2)	Opr 2 to the left of and adjacent to the low-order 4 bits of opr 1. (Right to left byte by byte) (Data can be packed, unpacked, or binary format) (No restriction on overlapping fields) (Processing terminated by high-order bit in opr 1) (If opr 2 field shorter than opr 1, insert leading zeros in opr 2.)	Addr Protect	Unchanged
Move Zones	MVZ	D3	SS	D1(L,B1), D2(B2)	The 4 high-order bits of opr 2 bytes into the 4 high-order bits of opr 1 bytes (Left to right byte by byte) (Max number of bytes moved: 256) (Low-order bits of each byte of both opr's unchanged.) (No restriction on overlapping fields)	Addr Protect	Unchanged
Multiply	M	5C	RX	R1, D2(X2,B2)	Multiply opr 1 by opr 2 Product: even and odd pair regs Opr 1 becomes the product. (Opr 1 must specify an even-numbered reg) (Sign bit extended to 1st significant product digit)	Addr Specif	Unchanged

Operation	Mnemonic	Op Code	Format	Operands	Description	Exceptions	Cond Code
Multiply	MR	1C	RR	R1, R2	Multiply opr 1 by opr 2 Product: even and odd pair of regs Opr 1 becomes the product. (Opr 1 must specify an even-numbered reg) (Sign bit extended to 1st significant product digit)	Specif	Unchanged
Multiply (Extended)	MXR	26	RR	R1, R2	Multiply extended opr 1 by extended opr 2 (FPR pair) (FPR pair) Extended product is put in opr 1 (FPR pair) (Only FPR 0 and FPR 4 may be specified for either opr 1 or opr 2) (Low-order characteristic is made 14 < high-order characteristic except when the result would be > 0, then the low-order characteristic is made 128 > its correct value; sign of low-order characteristic remains the same as high-order characteristic)	Specif Exp Oflo Exp Uflo Opera	Unchanged
Multiply Decimal	MP	FC	SS	D1 (L1, B1), D2 (L2, B2)	Multiply opr 1 by opr 2 Multiplier: 8 bytes max size and shorter than the multiplicand. Multiplicand: must have high-order zeros equal to or greater than the size of the multiplier. (Both opr's in packed format) (Right to left byte by byte) Product: must contain at least 1 high-order zero.	Addr Specif Data Protect Opera	Unchanged

Operation	Mnemonic	Op Code	Format	Operands	Description	Exceptions	Cond Code
Multiply Halfword	MH	4C	RX	R1, D2(X2,B2)	Multiply opr 1 by opr 2 (Opr 2 is expanded to a 32-bit integer) (Only the low-order 32 bits of the product, opr 1, are retained)	Addr Specif	Unchanged
Multiply (Long)	MD	6C	RX	R1, D2(X2,B2)	Multiply opr 1 by opr 2 (FPR) (Sto) Product: prenormalizes the opr's and post-normalizes the intermediate product. (If all fraction digits (15) = zero; the product, sign and char are made zero.) (The intermediate product fraction is truncated before left-shifting.)	Addr Specif Exp Oflo Opera	Unchanged
Multiply (Long)	MDR	2C	RR	R1, R2	Multiply opr 1 by opr 2 (FPR) (FPR) Product: prenormalizes the opr's and post-normalizes the intermediate product. (If all fraction digits (15) = 0; the product sign and char are made zero.) (The intermediate product fraction is truncated before left-shifting.)	Specif Exp Oflo Exp Uflo Opera	Unchanged
Multiply (Long to Extended)	MXD	67	RX	R1, D2(X2,B2)	Multiply long opr 1 by long opr 2. (FPR) (Sto) Extended product is put in FPR pair specified by opr 1 (Only FPR 0 and FPR 4 may be specified for opr 1) (Signs of FPR pair are the same) (Can only use doubleword boundary in storage) (Continued)	Addr Specif Exp Oflo Exp Uflo Protect Opera	Unchanged

Operation	Mnemonic	Op Code	Format	Operands	Description	Exceptions	Cond Code
Multiply (Long to Extended) (Cont'd)	MXD	67	RX	R1, D2(X2, B2)	(Low-order characteristic is made 14 < high-order characteristic except when the result would be > 0, then the low-order characteristic is made 128 > its correct value; sign of low-order characteristic remains the same as high-order characteristics)		
Multiply (Long to Extended)	MXDR	27	RR	R1, R2	Multiply long opr 1 by long opr 2. (FPR) (FPR) Extended product is put in FPR pair specified by opr 1 (Only FPR 0 and FPR 4 may be specified for opr 1) (Signs of FPR pair are the same) (Low-order characteristic is made 14 < high-order characteristic except when the result would be > 0, then the low-order characteristic is made 128 > its correct value; sign of low-order characteristic remains the same as the high-order characteristic)	Specif Exp Oflo Exp Uflo Opera	Unchanged
Multiply (Short)	ME	7C	RX	R1, D2(X2, B2)	Multiply opr 1 by opr 2 (FPR) (Sto) Product: prenormalizes the opr's and post-normalizes the intermediate product. (If all fraction digits (14) = 0; the product sign and char are made zero.) (The intermediate product fraction is truncated before left-shifting.) (The 2 low-order fraction digits of the product always = zero.)	Addr Specif Exp Oflo Exp Uflo Opera	Unchanged

Operation	Mnemonic	Op Code	Format	Operands	Description	Exceptions	Cond Code
Multiply (Short)	MER	3C	RR	R1, R2	Multiply opr 1 by opr 2 (FPR) (FPR) Product: prenormalizes the opr's and post-normalizes the intermediate product. (If all fraction digits (14) = 0; the product sign and char are made zero.) (The intermediate product fraction is truncated before left-shifting.)	Specif Exp Oflo Exp Uflo Opera	Unchanged
No Operation	NOP	47(BC0)	RX, Ext.	D2(X2, B2)	Comp mask with cond code	None	Unchanged
No Operation	NOPR	07(BCR0)	RR, Ext.	R2	Comp mask with cond code	None	Unchanged
OR Logical	O	56	RX	R1, D2(X2, B2)	The ORed sum of both opr's into opr 1	Addr Specif	0 Result = 0 1 Result ≠ 0
OR Logical	OC	D6	SS	D1(L, B1), D2(B2)	The ORed sum of both opr's into opr 1 (Left to right byte by byte) (Max number of bytes ORed: 256)	Addr Protect	0 Result = 0 1 Result ≠ 0
OR Logical	OR	16	RR	R1, R2	The ORed sum of both opr's into opr 1	None	0 Result = 0 1 Result ≠ 0
OR Logical Immediate	OI	96	S1	D1(B1), 12	OR the 1 byte from the instruction stream (8-15) to opr 1	Addr Protect	0 Result = 0 1 Result ≠ 0
Pack	PACK	F2	SS	D1(L1, B1), D2(L2, B2)	Change opr 2 from zoned to packed format and place into opr 1. (Right to left byte by byte) (No restriction on overlapping fields) (Opr 2 may be extended with hi-order zeros)	Addr Protect	Unchanged
Purge Translation Lookaside Buffer	PTLB	B20D	S	---	Invalidate current info in TLB.	Priv Opera	Unchanged

Ext. = Extended Mnemonic

Operation	Mnemonic	Op Code	Format	Operands	Description	Exceptions	Cond Code
Read Direct	RDD	85	S1	D1(B1), 12	The 1 byte from the instruction stream (8-15) is placed on the signal-out, in a form of 8 timing pulses, along with a 9th pulse at the read-out line. The 8 bit lines at the direct-in lines are stored in 0 or 1.	Priv Addr Protect Opera	Unchanged
Reset Reference Bit	RRB	B213	S	D1(B1)	Set refence-bit=0 for 2048 byte block referenced by opr 1. CC indicates setting of ref and change bits prior to exec of this instruction.	Priv Opera	0 Ref = 0 Chg = 0 1 Ref = 0 Chg = 1 2 Ref = 1 Chg = 0 3 Ref = 1 Chg = 1
Set Clock	SCK	B204	S	D1(B1)	Replace curr val of TOD clock with eight bytes starting at opr 1.	Addr Specif Priv Protect Opera	0 Clock val set 1 Clock val secure 2 -- 3 Clock not oper
Set Clock Compar- ator	SCKC	B206	S	D1(B1)	Dblwd at opr 1 replaces curr value of clock comparator	Addr Priv Specif Protect Opera	Unchanged
Set CPU Timer	SPT	B208	S	D1(B1)	Dblwd at opr 1 replaces curr value of CPU timer.	Addr Priv Specif Protect Opera	Unchanged
Set Prefix	SPX	B210	S	D2(B2)	Prefix reg contents replaced by contents of bit pos 8- 19 of word located by opr 2 address.	Specif Opera Priv	Unchanged

Operation	Mnemonic	Op Code	Format	Operands	Description	Exceptions	Cond Code
Set Program Mask	SPM	04	RR	R1	Opr 1 (2-7) replaces the cond code and program mask bits of the current PSW (34-39) (Bits 0, 1 and 8-31 of opr.1 are ignored and unchanged.)	None	Set by bits 2 and 3
Set PSW Key From Address	SPKA	B20A	S	D1(B1)	Protection key of PSW replaced by bits 24-27 of the opr address.	Opera Priv	Unchanged
Set Storage Key	SSK	08	RR	R1, R2	Opr 1 (24-30) replaces the storage key specified by opr 2 (Opr 1 bits 0-23 and 31 are ignored) (Opr 2 bits 0-7 and 21-27 are ignored) (Bits 28-31 must be zero)	Addr Priv Specif Opera	Unchanged
Set System Mask	SSM	80	S	D1(B1)	Opr 1 (1 byte) replaces the system mask bits of the current PSW (0-7).	Priv Addr	Unchanged
Shift and Round Decimal	SRP	F0	SS	D1(L1, B1), D2(B2), I3	Shift opr 1 as specified by opr 2. If shift is right, round by factor in opr 3.	Protect Opera Addr Data Dec Oflo	0 Result = 0 1 Result < 0 2 Result > 0 3 Result Oflo
Shift Left Double Algebraic	SLDA	8F	RS	R1, D2(B2)	Opr 1 (even and odd regs) is shifted left the number of times equal to opr 2 (low-order 6 bits).	Specif Fxpt Oflo	0 Result = 0 1 Result < 0 2 Result > 0 3 Overflow
Shift Left Double Logical	SLDL	8D	RS	R1, D2(B2)	Opr 1 (even and odd regs) is shifted left the number of times equal to opr 2 (low-order 6 bits). (Hi-order bit participates in the shift)	Specif	Unchanged
Shift Left Single Algebraic	SLA	8B	RS	R1, D2(B2)	Opr 1 is shifted left the number of times equal to opr 2 (low-order 6 bits).	Fxpt Oflo	0 Result = 0 1 Result < 0 2 Result > 0 3 Overflow

Operation	Mnemonic	Op Code	Format	Operands	Description	Exceptions	Cond Code
Shift Left Single Logical	SLL	89	R5	R1, D2(B2)	Opr 1 is shifted left the number of times equal to opr 2 (low-order 6 bits). (Hi-order bit participates in the shift)	None	Unchanged
Shift Right Double Algebraic	SRDA	BE	R5	R1, D2(B2)	Opr 1 (even and odd regs) is shifted right the number of times equal to opr 2 (low-order 6 bits).	Specif	0 Result = 0 1 Result < 0 2 Result > 0
Shift Right Double Logical	SRDL	8C	R5	R1, D2(B2)	Opr 1 (even and odd regs) is shifted right the number of times equal to opr 2 (low-order 6 bits). (Hi-order bit participates in the shift)	Specif	Unchanged
Shift Right Single Algebraic	SRA	8A	R5	R1, D2(B2)	Opr 1 is shifted right the number of times equal to opr 2 (low-order 6 bits). (Shifting (+) numbers: vacated bits are replaced with zeros.) (Shifting (-) numbers: vacated bits are replaced with ones.)	None	0 Result = 0 1 Result < 0 2 Result > 0
Shift Right Single Logical	SRL	8B	R5	R1, D2(B2)	Opr 1 is shifted right the number of times equal to opr 2 (low-order 6 bits). (Vacated bits are replaced with zeros) (Hi-order bit participates in the shift)	None	Unchanged
Signal Processor	SIGP	AE	R5	R1, R3, D2(B2)	An eight-bit order code (bits 24-31 of the second-operand address) is transmitted to the CPU designated by the processor address (bits 16-31) in the third operand.	Opera Priv	0 = Order code accepted 1 = Status stored 2 = Channel or subchannel busy 3 = Channel not operational
Start I/O	SIO	9C00	S	D1(B1)	Opr 1 (16-31) identifies the selected chan, cfl unit and I/O device to perform write, read, read bkwd, control or sense oper. The CAW at loc 48 is fetched, which locates the first CCW. The SIO is initiated providing the addressed chan, cfl unit and I/O device are available without pending interrupt errors. Exceptional conditions pending (Full op cd = 1001 1100 xxxx xxx0)	Priv	0 = I/O oper initiated and chan proceeding with operation. 1 = CSW stored 2 = Chan or sub-channel busy 3 = Not operational

Operation	Mnemonic	Op Code	Format	Operands	Description	Exceptions	Cond Code
Start I/O Fast Release	SIOF	9C01	S	D1(B1)	This instruction takes advantage of the block-multiplex channel, but is otherwise identical to SIO. (Full op cd - 1001 1100 xxxx xxx1).	Priv	Same as SIO
Store	ST	50	RX	R1, D2(X2,B2)	Opr 1 is stored into opr 2.	Addr Specif Protect	Unchanged
Store Channel ID	STIDC	B203	S	D1(B1)	Store opr 1 at loc 168 in main storage.	Priv Opera	0 ID stored 1 CSW stored 2 Chan activity ID not stored 3 Not oper.
Store Character	STC	42	RX	R1, D2(X2,B2)	Opr 1 (24-31) replaces the character at opr 2's address.	Addr Protect	Unchanged
Store Characters Under Mask	STCM	BE	RS	R1, M3, D2(B2)	Bytes selected from opr 1 under control of mask are stored at opr 2.	Addr Opera Protect	Unchanged
Store Clock	STCK	B205	S	D1(B1)	Current val of TOD clock stored in 8 bytes at opr 1.	Addr Protect Opera	0 Clock in set state 1 Clk in not-set state 2 Clk in error 3 Clk not oper or in stopped state
Store Clock Comparator	STCKC	B207	S	D1(B1)	Curr contents of clock comparator stored at opr 1.	Addr Priv Specif Protect Opera	Unchanged

Operation	Mnemonic	Op Code	Format	Operands	Description	Exceptions	Cond Code
Store Control	STCTL	B6	RS	R1, R3, D2(B2)	Control regs from opr 1 to opr 3 stored at opr 2.	Priv Addr Specif Protect Opera	Unchanged
Store CPU Address	STAP	B212	S	D2(B2)	CPU address stored at halfword location designated by second-operand address.	Specif Opera Priv	Unchanged
Store CPU ID	STIDP	B202	S	D1(B1)	CPU info stored in 8 bytes at opr 1.	Priv Addr Specif Protect Opera	Unchanged
Store CPU Timer	STPT	B209	S	D1(B1)	Curr contents of CPU timer stored in dblwd at opr 1.	Priv Addr Specif Protect Opera	Unchanged
Store Halfword	STH	40	RX	R1, D2(X2,B2)	Opr 1 (16 low-order bits) is stored at opr 2's location. (Hi-order bits, opr 1, ignored and unchanged)	Addr Specif Protect	Unchanged
Store (Long)	STD	60	RX	R1, D2(X2,B2)	FP opr 1 to opr 2's location.	Addr Protect Specif Opera	Unchanged
Store Multiple	STM	90	RS	R1, R2, D2(B2)	Opr 1 thru opr 3 are stored at opr 2's location in ascending order. Starting reg specified by opr 1, ending reg specified by opr 3. (Reg wrap-around possible)	Addr Specif Protect	Unchanged

Operation	Mnemonic	Op Code	Format	Operands	Description	Exceptions	Cond Code
Store Prefix	STPX	B211	S	D2(B2)	Prefix register contents are stored at word location designated by second operand address.	Specif Opera Priv	Unchanged
Store (Short)	STE	70	RX	R1, D2(X2, B2)	FP opr 1 is stored at opr 2's location (Low-order half of FPR ignored and unchanged)	Opera Addr Specif Protect	Unchanged
Store Then AND System Mask	STNSM	AC	SI	D1(B1), I2	Bits 0-7 current PSW stored at opr 1, then these bits ANDed with opr 2 and replaced in current PSW.	Addr Priv Protect Opera	Unchanged
Store Then OR System Mask	STOSM	AD	SI	D1(B1), I2	Bits 0-7 of current PSW stored at opr 1, then these bits ORed with opr 2 and replaced in current PSW.	Addr Priv Protect Opera	Unchanged
Subtract	S	5B	RX	R1, D2(X2)	Subtract opr 2 from opr 1 and place the difference into opr 1.	Addr Fxpt Oflo Specif	0 Dif = 0 1 Dif < 0 2 Dif > 0 3 Overflow
Subtract	SR	1B	RR	R1, R2	Subtract opr 2 from opr 1; difference placed into opr 1.	Fxpt Oflo	0 Dif = 0 1 Dif < 0 2 Dif > 0 3 Overflow

Operation	Mnemonic	Op Code	Format	Operands	Description	Exceptions	Cond Code
Subtract Decimal	SP	FB	SS	D1(L1,B1), D2(L2,B2)	Subtract dec opr 2 from opr 1; difference stored into opr 1. (Right to left byte by byte) (Both opr's must be in packed format) (Fields can overlap if low-order bytes coincide)	Opera Addr Data Dec Oflo Protect	0 Dif = 0 1 Dif < 0 2 Dif > 0 3 Overflow
Subtract Halfword	SH	4B	RX	R1, D2(X2,B2)	Opr 2 halfword expanded to fullword and subtracted from opr 1; difference placed into opr 1.	Addr Fxpt Oflo Specif	0 Dif = 0 1 Dif < 0 2 Dif > 0 3 Overflow
Subtract Logical	SL	5F	RX	R1, D2(X2,B2)	Subtract opr 2 from opr 1; difference placed into opr 1.	Addr Specif	0 -- 1 Dif ≠ 0 No Carry 2 Dif = 0 Carry 3 Dif ≠ 0 Carry
Subtract Logical	SLR	1F	RR	R1, R2	Subtract opr 2 from opr 1; difference placed into opr 1.	None	0 -- 1 Dif ≠ 0 No Carry 2 Dif = 0 Carry 3 Dif ≠ 0 Carry
Subtract Normalized (Extended)	SXR	37	RR	R1, R2	FP subtract extended opr 2 from extended opr 1. (FPR pair) (FPR pair) Extended difference is put in opr 1 (FPR pair) (Sign of extended opr 2 is inverted before the addition) (Only FPR 0 and FPR 4 may be specified for either opr 1 or opr 2) (Continued)	Specif Exp Oflo Exp Uflo Signif	0 Fract = 0 1 Fract < 0 2 Fract > 0 3 --

Operation	Mnemonic	Op Code	Format	Operands	Description	Exceptions	Cond Code
Subtract Normalized (Extended) (Cont'd)	SXR	37	RR	R1, R2	(High-order and low-order signs of a FPR pair are always the same in extended precision) (Low-order characteristic is made 14 < high-order characteristic except when the result would be > 0, then the low-order characteristic is made 128 > its correct value; sign of low-order characteristic remains the same as high-order characteristic)		
Subtract Normalized (Long)	SD	6B	RX	R1, D2(X2,B2)	FP Subtract opr 2 from opr 1 and the difference placed into opr 1. (The sign of opr 2 is inverted before the addition.)	Addr Specif Signif Exp Oflo Exp Uflo	Result 0 Fract = 0 1 Result < 0 2 Result > 0 3 Exp Oflo
Subtract Normalized (Long)	SDR	2B	RR	R1, R2	FP Subtract opr 2 from opr 1 (FPR) (FPR) (The sign of opr 2 is inverted before the addition.)	Specif Signif Exp Oflo Exp Uflo	Result 0 Fract = 0 1 Result < 0 2 Result > 0 3 Exp Oflo
Subtract Normalized (Short)	SE	7B	RX	R1, D2(X2,B2)	FP Subtract opr 2 from opr 1 (The sign of opr 2 is inverted before the addition.) (Low-order halves of FPR ignored and unchanged).	Addr Specif Signif Exp Oflo Exp Uflo	Result 0 Fract = 0 1 Result < 0 2 Result > 0 3 Exp Oflo

Operation	Mnemonic	Op Code	Format	Operands	Description	Exceptions	Cond Code
Subtract Normalized (Short)	SER	3B	RR	R1, R2	Subtract opr 2 from opr 1 (The sign of opr 2 is inverted before the addition.) (Low-order halves of FPRs ignored and unchanged)	Specif Signif Exp Oflo Exp Uflo	Result 0 Fract = 0 1 Result < 0 2 Result > 0 3 Exp Oflo
Subtract Unnormalized (Long)	SW	6F	RX	R1, D2(X2, B2)	FP Subtract opr 2 from opr 1 (Sto) (FPR) (The sign of opr 2 is inverted before the addition.)	Addr Specif Signif Exp Oflo Opera	Result 0 Fract = 0 1 Result < 0 2 Result > 0 3 Exp Oflo
Subtract Unnormalized (Long)	SWR	2F	RR	R1, R2	FP Subtract opr 2 from opr 1 (FPR) (FPR) (The sign of opr 2 is inverted before the addition.)	Specif Signif Exp Oflo Opera	Result 0 Fract = 0 1 Result < 0 2 Result > 0 3 Exp Oflo
Subtract Unnormalized (Short)	SU	7F	RX	R1, D2(X2, B2)	FP Subtract opr 2 from opr 1 (Sto) (FPR) (Low-order half of FPR ignored and unchanged) (The sign of opr 2 is inverted before the addition.)	Addr Specif Signif Exp Oflo Opera	Result 0 Fract = 0 1 Result < 0 2 Result > 0 3 Exp Oflo
Subtract Unnormalized (Short)	SUR	3F	RR	R1, R2	FP Subtract opr 2 from opr 1 (FPR) (FPR) (Low-order halves of FPRs ignored and unchanged) (The sign of opr 2 is inverted before the addition.)	Specif Signif Exp Oflo Opera	Result 0 Fract = 0 1 Result < 0 2 Result > 0 3 Exp Oflo

Operation	Mnemonic	Op Code	Format	Operands	Description	Exceptions	Cond Code
Supervisor Call	SVC	0A	RR	I	Immediate bits (8-15) placed in loc. 138 and PSW swap performed. (16-23) are made zero. (Old PSW at loc 32). (New PSW from loc 96).	None	Unchanged
Test and Set	TS	93	SI	D1 (B1)	Hi-order bit of 1st byte of opr adr sets cond code. Entire byte then set to 1's	Addr Protect	0 Hi-order bit = 0 1 Hi-order bit = 1 2 -- 3 --
Test Channel	TCH	9F	S	D1 (B1)	Opr 1 (16-23) identifies the tested channel. (Bits 24-31 are ignored.) (Instruction checks the channel's status and sets appropriate cond code.)	Priv	0 Chan Avl 1 Int Pending 2 Chan in Burst Mode 3 Chan not Operational
Test I/O	TIO	9D	S	D1 (B1)	Opr 1 (16-31) identifies the tested channel, control unit, and I/O device. Used to clear a pending interrupt. (CSW stored at loc 64): Subchannel contains a pending interrupt. I/O device contains a pending interrupt. Control unit or I/O device is executing a previous operation or a pending channel-end/control unit-end for another I/O device. Channel or I/O device equipment error or device not ready.	Priv	0 Available 1 CSW Stored 2 Channel or Subchan Busy 3 Not Operational

Operation	Mnemonic	Op Code	Format	Operands	Description	Exceptions	Cond Code
Test Under Mask	TM	91	SI	D1(B1), 12	Immediate bits (8-15) used as a mask to compare against opr 1. Mask bit 1: storage bit tested. Mask bit 0: storage bit ignored.	Addr	0 Selected bits all zero (mask is all zero) 1 Selected bits mixed 0's and 1's 3 Selected bits all 1's
Translate	TR	DC	SS	D1(L, B1), D2(B2)	Opr 1 (argument byte) added to the initial adr of opr 2 (24-31). This adr now is the loc of the function byte which replaces the original argument byte (left to right byte by byte) (All data is valid) (Opr is terminated when opr 1 field is exhausted)	Addr Protect	Unchanged
Translate and Test	TRT	DD	SS	D1(L, B1), D2(B2)	(Same as TR) When the function byte is a zero the next argument byte is translated. Both opr's remain unchanged. When the function byte is a non-zero the operation is completed. The generated argument adr is placed into GPR 1, 8-31. Bits 0-7 remain unchanged. The function byte is placed into GPR 2, 24-31. (Left to right byte by byte). Bits 0-23 remain unchanged. If opr 1 is exhausted before a non-zero cond, the opr is completed and GPRs 1 and 2 remain unchanged.	Addr	0 All function bytes 0 1 Non-0 function byte met 2 Last function byte non-0 3 Not used

Operation	Mnemonic	Op Code	Format	Operands	Description	Exceptions	Cond Code
Unpack	UNPK	F3	SS	D1(L1, B1), D2(L2, B2)	Change opr 2 from packed to zoned format and place into opr 1. (Right to left byte by byte) (No restrictions on overlapping fields) (Opr 2 may be extended with hi-order zeros.)	Addr Protect	Unchanged
Write Direct	WRD	84	SI	D1(B1), I2	The 1 byte from the instruction stream (8-15) is placed on the timing signal out, in a form of 8 timing pulses, along with a 9th pulse at the write-out line. The 8 bit lines at the direct-out lines are brought up by opr 1.	Priv Addr Opera	Unchanged
Zero and Add	ZAP	F8	SS	D1(L1, B1), D2(L2, B2)	Opr 1 cleared and opr 2 placed in opr 1 (Low-order opr's may coincide) (Opr 2 must be in packed format) (Opr 1 field must be large enough for all opr 2 significant digits) (Opr 2 extended with zeros to fill opr 1.)	Addr Data Dec Oflo Protect Opera	0 Result = 0 1 Result < 0 2 Result > 0 3 Overflow

System Assembler Instructions

Operation	Name Entry	Operand Entry
ACTR	A sequence symbol or blank	A SETA expression
AGO	A sequence symbol or blank	A sequence symbol
AIF	A sequence symbol or blank	A logical expression enclosed in parentheses, immediately followed by a sequence symbol
ANOP	A sequence symbol or blank	Must not be present
CCW	Any symbol or blank	Four operands, separated by commas
CNOP	Any symbol or blank	Two absolute expressions, separated by a comma
COM	Any symbol or blank	Must not be present
COPY	Must not be present	One ordinary symbol
CSECT	Any symbol or blank	Must not be present
CXD	Any symbol or blank	Must not be present
DC	Any symbol or blank	One or more operands, separated by commas
DROP	A sequence symbol or blank	One to sixteen absolute expressions, separated by commas; or blank
DS	Any symbol or blank	One or more operands, separated by commas
DSECT	Any symbol or blank	Must not be present
DXD	Any symbol	One or more operands, separated by commas
EJECT	A sequence symbol or blank	Must not be present
END	A sequence symbol or blank	A relocatable expression or blank
ENTRY	A sequence symbol or blank	One or more relocatable symbols, separated by commas
EQU	An ordinary symbol or a variable symbol	One to three operands, separated by commas
EXTRN	A sequence symbol or blank	One or more relocatable symbols, separated by commas
GBLA	Must not be present	One or more variable symbols that are to be used as SET symbols, separated by commas ²
GBLB	Must not be present	One or more variable symbols that are to be used as SET symbols, separated by commas ²

System Assembler Instructions (cont'd)

Operation	Name Entry	Operand Entry
GBLC	Must not be present	One or more variable symbols that are to be used as SET symbols, separated by commas ²
ICTL	Must not be present	One to three decimal values, separated by commas
ISEQ	Must not be present	Two decimal values, separated by commas
LCLA	Must not be present	One or more variable symbols that are to be used as SET symbols, separated by commas ²
LCLB	Must not be present	One or more variable symbols that are to be used as SET symbols, separated by commas ²
LCLC	Must not be present	One or more variable symbols that are to be used as SET symbols, separated by commas ²
LORG	Any symbol or blank	Not required
MACRO ¹	Must not be present	Not required
MEND ¹	A sequence symbol or blank	Not required
MEXIT ¹	A sequence symbol or blank	Not required
MNOTE	A sequence symbol or blank	A severity code followed by a comma (this much is optional) followed by any combination of characters enclosed in apostrophes
OPSYN	An ordinary symbol	A machine instruction mnemonic code, an extended mnemonic code, a macro operation, an assembler operation, an operation code defined by a previous OPSYN instruction, or blank
ORG	Any symbol or blank	A relocatable expression or blank
POP	A sequence symbol or blank	One or more operands, separated by a comma
PRINT	A sequence symbol or blank	One to three operands
PUNCH	A sequence symbol or blank	One to eighty characters, enclosed in apostrophes
PUSH	A sequence symbol or blank	One or more operands, separated by a comma
REPRO	A sequence symbol or blank	Not required
SETA	A SETA symbol	An arithmetic expression
SETB	A SETB symbol	A 0 or a 1, a SETB symbol, or a logical expression enclosed in parentheses

System Assembler Instructions (cont'd)

Operation	Name Entry	Operand Entry
SETC	A SETC symbol	A duplication factor (a SETA expression enclosed in parentheses) if desired, followed by a type attribute, a character expression, a substring notation, or a concatenation of character expressions and substring notations
SPACE	A sequence symbol or blank	A decimal self-defining term or blank
START	Any symbol or blank	A self-defining term or blank
TITLE	A variable symbol, alphameric character string, or a combination of variable symbol and character string, or a sequence symbol, or a blank.	One to 100 characters, enclosed in apostrophes
USING	A sequence symbol or blank	An absolute or relocatable expression followed by 1 to 16 absolute expressions, separated by commas
WXTRN	A sequence symbol or blank	One or more relocatable symbols, separated by commas

¹Can be used only as part of a macro definition.

²SET symbols can be defined as subscripted SET symbols.

System Assembler Statements

Instruction	Name Entry	Operand Entry
Model Statements	An ordinary symbol, a variable symbol, a sequence symbol, a combination of variable symbols and other characters that is equivalent to a symbol, or blank	Any combination of characters (including variable symbols)
Prototype Statement ¹	A symbolic parameter or blank	Zero or more operands that are symbolic parameters, separated by commas
Macro-Instruction Statement ²	An ordinary symbol, a variable symbol, a sequence symbol, a combination of variable symbols and other characters that is equivalent to a symbol, ² or blank	Zero or more positional operands and/or zero or more keyword operands separated by commas ²
Assembler Language Statement	An ordinary symbol, a variable symbol, a sequence symbol, a combination of variable symbols and other characters that is equivalent to a symbol, or blank	Any combination of characters (including variable symbols)

¹Can only be used as part of a macro definition.

²Variable symbols appearing in a macro instruction are replaced by their values before the macro instruction is processed.

System Assembler Constants

TYPE	IMPLICIT LENGTH (BYTES)	ALIGNMENT	LENGTH MODIFIER RANGE	SPECIFIED BY	NUMBER OF CONSTANTS PER OPERAND	RANGE FOR EXPONENTS	RANGE FOR SCALE	TRUNCATION/PADDING SIDE
C	as needed	byte	.1 to 256 (1)	characters	one			right
X	as needed	byte	.1 to 256 (1)	hexadecimal digits	multiple			left
B	as needed	byte	.1 to 256	binary digits	multiple			left
F	4	word	.1 to 8	decimal digits	multiple	-85 to +75	-187 to +346	left (3)
H	2	half word	.1 to 8	decimal digits	multiple	-85 to +75	-187 to +346	left (3)
E	4	word	.1 to 8	decimal digits	multiple	-85 to +75	0-14	right (3)
D	8	double word	.1 to 8	decimal digits	multiple	-85 to +75	0-14	right (3)
L	16	double word	.1 to 16	decimal digits	multiple	-85 to +75	0-28	right (3)
P	as needed	byte	.1 to 16	decimal digits	multiple			left
Z	as needed	byte	.1 to 16	decimal digits	multiple			left
A	4	word	.1 to 4 (2)	any expression	multiple			left
Q	4	word	1-4	symbol naming a DXD or DSECT	multiple			left
V	4	word	3, 4	relocatable symbol	multiple			left
S	2	half word	2 only	one absolute or relocatable expression or two absolute expressions: exp (exp)	multiple			
Y	2	half word	.1 to 2 (2)	any expression	multiple			left

- (1) In a DS assembler instruction C and X type constants can have length specification to 65535.
- (2) Bit length specification permitted with absolute expressions only. Relocatable A-type constants, 3 or 4 bytes only; relocatable Y-type constants, 2 bytes only.
- (3) Errors will be flagged if significant bits are truncated or if the value specified cannot be contained in the implicit length of the constant.

Variable Symbols														Attributes						Sequence Symbol	
Requirement	Symbolic Parameter	Global SET Symbols			Local SET Symbols			System Variable Symbols						Type	Length	Scaling	Integer	Count	Number		
		SETA	SETB	SETC	SETA	SETB	SETC	&SYSNDX	&SYSECT	&SYSLIST	&SYSPARM	&SYSDATE	&SYSTIME								
MACRO																					
Prototype Statement	Name Operand																				
GBLA		Operand																			
GBLB			Operand																		
GBLC				Operand																	
LCLA					Operand																
LCLB						Operand															
LCLC							Operand														
Model Statement	Name Operation Operand	Name Operation Operand	Name Operation Operand	Name Operation Operand	Name Operation Operand	Name Operation Operand	Name Operation Operand	Name Operation Operand	Name Operation Operand	Name Operation Operand	Name Operation Operand	Operand	Operand							Name	
SETA	Operand ²	Name Operand	Operand ³	Operand ⁹	Name Operand	Operand ³	Operand ⁹	Operand		Operand ²	Operand ⁹			Operand	Operand	Operand	Operand	Operand	Operand	Operand	
SETB	Operand ⁶	Operand ⁶	Name Operand	Operand ⁶	Operand ⁶	Name Operand	Operand ⁶	Operand ⁶	Operand ⁴	Operand ⁶	Operand ⁶			Operand ⁴	Operand ⁵	Operand ⁵	Operand ⁵	Operand ⁵	Operand ⁵	Operand ⁵	
SETC	Operand	Operand ⁷	Operand ⁸	Name Operand	Operand ⁷	Operand ⁸	Name Operand	Operand	Operand	Operand	Operand	Operand	Operand	Operand	Operand						
AIF	Operand ⁶	Operand ⁶	Operand	Operand ⁶	Operand ⁶	Operand	Operand ⁶	Operand ⁶	Operand ⁴	Operand ⁶	Operand ⁶			Operand ⁴	Operand ⁵	Operand ⁵	Operand ⁵	Operand ⁵	Operand ⁵	Operand ⁵	Name Operand
AGO																					Name Operand
ACTR	Operand ²	Operand	Operand ³	Operand ²	Operand	Operand ³	Operand ²	Operand		Operand ²	Operand ²			Operand	Operand	Operand	Operand	Operand	Operand	Operand	
ANOP																					Name
MEXIT																					Name
MNOTE	Operand	Operand	Operand	Operand	Operand	Operand	Operand	Operand	Operand	Operand	Operand	Operand	Operand	Operand							Name
MEND																					Name
Outer Macro		Name Operand	Name Operand	Name Operand	Name Operand	Name Operand	Name Operand					Name Operand	Operand	Operand							Name
Inner Macro	Name Operand	Name Operand	Name Operand	Name Operand	Name Operand	Name Operand	Name Operand	Name Operand	Name Operand	Name Operand	Name Operand	Operand	Operand								Name
Assembler Language Statement		Name Operation Operand	Name Operation Operand	Name Operation Operand	Name Operation Operand	Name Operation Operand	Name Operation Operand														Name

1. Variable symbols in macro instructions are replaced by their values before processing.
2. Only if value is self-defining term.
3. Converted to arithmetic +1 or +0.
4. Only in character relations.
5. Only in arithmetic relations.
6. Only in arithmetic or character relations.
7. Converted to unsigned number.
8. Converted to character 1 or 0.
9. Only if one to one decimal digits (from 0 through 2, 147, 483, 647).

Variable Symbols														Attributes						Sequence Symbol	
Requirement	Symbolic Parameter	Global SET Symbols			Local SET Symbols			System Variable Symbols						Type	Length	Scaling	Integer	Count	Number		
		SETA	SETB	SETC	SETA	SETB	SETC	&SYSNDX	&SYSECT	&SYSLIST	&SYSPARM	&SYSDATE	&SYSTIME								
MACRO																					
Prototype Statement	Name Operand																				
GBLA		Operand																			
GBLB			Operand																		
GBLC				Operand																	
LCLA					Operand																
LCLB						Operand															
LCLC							Operand														
Model Statement	Name Operation Operand	Name Operation Operand	Name Operation Operand	Name Operation Operand	Name Operation Operand	Name Operation Operand	Name Operation Operand	Name Operation Operand	Name Operation Operand	Name Operation Operand	Name Operation Operand	Operand	Operand							Name	
SETA	Operand ²	Name Operand	Operand ³	Operand ⁹	Name Operand	Operand ³	Operand ⁹	Operand		Operand ²	Operand ⁹			Operand	Operand	Operand	Operand	Operand	Operand	Operand	
SETB	Operand ⁶	Operand ⁶	Name Operand	Operand ⁶	Operand ⁶	Name Operand	Operand ⁶	Operand ⁶	Operand ⁴	Operand ⁶	Operand ⁶			Operand ⁴	Operand ⁵	Operand ⁵	Operand ⁵	Operand ⁵	Operand ⁵	Operand ⁵	
SETC	Operand	Operand ⁷	Operand ⁸	Name Operand	Operand ⁷	Operand ⁸	Name Operand	Operand	Operand	Operand	Operand	Operand	Operand	Operand	Operand	Operand					
AIF	Operand ⁶	Operand ⁶	Operand	Operand ⁶	Operand ⁶	Operand	Operand ⁶	Operand ⁶	Operand ⁴	Operand ⁶	Operand ⁶			Operand ⁴	Operand ⁵	Operand ⁵	Operand ⁵	Operand ⁵	Operand ⁵	Operand ⁵	Name Operand
AGO																					Name Operand
ACTR	Operand ²	Operand	Operand ³	Operand ²	Operand	Operand ³	Operand ²	Operand		Operand ²	Operand ²			Operand	Operand	Operand	Operand	Operand	Operand	Operand	
ANOP																					Name
MEXIT																					Name
MNOTE	Operand	Operand	Operand	Operand	Operand	Operand	Operand	Operand	Operand	Operand	Operand	Operand	Operand	Operand	Operand						Name
MEND																					Name
Outer Macro		Name Operand	Name Operand	Name Operand	Name Operand	Name Operand	Name Operand					Name Operand	Operand	Operand							Name
Inner Macro	Name Operand	Name Operand	Name Operand	Name Operand	Name Operand	Name Operand	Name Operand	Name Operand	Name Operand	Name Operand	Name Operand	Operand	Operand								Name
Assembler Language Statement		Name Operation Operand	Name Operation Operand	Name Operation Operand	Name Operation Operand	Name Operation Operand	Name Operation Operand														Name

1. Variable symbols in macro instructions are replaced by their values before processing.
2. Only if value is self-defining term.
3. Converted to arithmetic +1 or +0.
4. Only in character relations.
5. Only in arithmetic relations.
6. Only in arithmetic or character relations.
7. Converted to unsigned number.
8. Converted to character 1 or 0.
9. Only if one to one decimal digits (from 0 through 2, 147, 483, 647).

System Assembler Conditional Assembly Expressions

Expression	Arithmetic Expressions	Character Expressions	Logical Expressions
Can contain	<ul style="list-style-type: none"> ● Self-defining terms ● Length, scaling, integer, count, and number attributes ● SETA and SETB symbols ● SETC symbols whose values are a decimal self-defining term ● &SYSPARM if its value is a decimal self-defining term ● Symbolic parameters if the corresponding operand is a decimal self-defining term ● &SYSLIST (n) if the corresponding operand is a decimal self-defining term ● &SYSLIST (n,m) if the corresponding operand is a decimal self-defining term ● &SYSNDX 	<ul style="list-style-type: none"> ● Any combination of characters enclosed in apostrophes ● Any variable symbol enclosed in apostrophes ● A concatenation of variable symbols and other characters enclosed in apostrophes ● A type attribute reference 	<ul style="list-style-type: none"> ● A 0 or a 1 ● SETB symbols ● Arithmetic relations¹ ● Character relations² ● Arithmetic value
Operations are	+, - (unary and binary), *, and /; parentheses permitted	concatenation, with a period (.)	AND, OR, and NOT parentheses permitted
Range of values	-2^{31} to $+2^{31}-1$	0 through 255 characters	0 (false) or 1 (true)
May be used in	<ul style="list-style-type: none"> ● SETA operands ● Arithmetic relations¹ ● Subscripted SET symbols ● SYSLIST subscript (s) ● Substring notation ● Sublist notation 	<ul style="list-style-type: none"> ● SETC operands ● Character relations² 	<ul style="list-style-type: none"> ● SETB operands ● AIF operands

¹An arithmetic relation consists of two arithmetic expressions related by the operators GT, LT, EQ, NE, GE, or LE.

²A character relation consists of two character expressions related by the operator GT, LT, EQ, NE, GE, or LE. Type attribute notation and Substring notation may also be used in character relations. The maximum size of the character expressions that can be compared is 255 characters. If the two character expressions are of unequal size, the smaller one will always compare less than the larger.

System Assembler Attributes

Attribute	Notation	Can be used with:	Can be used only if type attribute is:	Can be used in:
Type	T'	Ordinary Symbols defined in open code; symbolic parameters inside macro definitions; SET symbols, &SYSPARM, &SYSDATE, &SYSTIME, inside or outside macro definitions; &SYSLIST (m), &SYSLIST (m,n), &SYSECT, &SYSNDX inside macro definitions	(May always be used)	1. SETC operand fields 2. Character relations
Length	L'	Ordinary Symbols defined in open code; symbolic parameters inside macro definitions; &SYSLIST (m), and &SYSLIST (n,n) inside macro definitions	Any letter except M, N, O, T and U	Arithmetic expressions
Scaling	S'	Ordinary Symbols defined in open code; symbolic parameters inside macro definitions; &SYSLIST (m), and &SYSLIST (m,n) inside macro definitions	H, F, G, D, E, L, K, P, and Z	Arithmetic expressions
Integer	I'	Ordinary Symbols defined in open code; symbolic parameters inside macro definitions; &SYSLIST (m), and &SYSLIST (m,n) inside macro definitions	H, F, G, D, E, L, K, P, and Z	Arithmetic expressions
Count	K'	Symbolic parameters inside macro definitions; SET symbols; all system variable symbols	Any letter	Arithmetic expressions
Number	N'	Symbolic parameters, &SYSLIST (m), and &SYSLIST (m,n) inside macro definitions	Any letter	Arithmetic expressions

System Assembler Variable Symbols

Variable Symbol	Declared by:	Initialized, or set to:	Value changed by:	May be used in:
Symbolic parameter ¹	Prototype statement	Corresponding macro instruction operand	(Constant throughout definition)	<ul style="list-style-type: none"> • Arithmetic expressions if operand is decimal self-defining term • Character expressions
SETA	LCLA or GBLA instruction	0	SETA instruction	<ul style="list-style-type: none"> • Arithmetic expressions • Character expressions
SETB	LCLB or GBLB instruction	0	SETB instruction	<ul style="list-style-type: none"> • Arithmetic expressions • Character expressions • Logical expressions
SETC	LCLC or GBLC instruction	String of length 0 (null)	SETC instruction	<ul style="list-style-type: none"> • Arithmetic expressions if value is decimal self-defining term • Character expressions
&SYSNDX ¹	The assembler	Macro instruction index	(Constant throughout definition; unique for each macro instruction)	<ul style="list-style-type: none"> • Arithmetic expressions • Character expressions
&SYSECT ¹	The assembler	Control section in which macro instruction appears	(Constant throughout definition; set by CSECT, DSECT, START, and COM)	<ul style="list-style-type: none"> • Character expressions

System Assembler Variable Symbols (cont'd)

Variable Symbol	Declared by:	Initialized, or set to:	Value changed by:	May be used in:
&SYSLIST ¹	The assembler	Not applicable	Not applicable	<ul style="list-style-type: none"> • N'&SYSLIST in arithmetic expressions
&SYSLIST (n) &SYSLIST (n,M) ¹	The assembler	Corresponding macro instruction operand	(Constant throughout definition)	<ul style="list-style-type: none"> • Arithmetic expressions if operand is decimal self-defining term • Character expressions
&SYSPARM	PARM field	User defined or null	Constant throughout assembly	<ul style="list-style-type: none"> • Arithmetic expression if value is decimal self-defining term • Character expression
&SYSTIME	The assembler	System time	Constant throughout assembly	<ul style="list-style-type: none"> • Character expression
&SYSDATE	The assembler	System date	Constant throughout assembly	<ul style="list-style-type: none"> • Character expression

¹Can be used only in macro definitions.

Hexadecimal Addition, Multiplication, Subtraction Tables

Hexadecimal Addition and Subtraction Table

Example: $6 + 2 = 8$, $8 - 2 = 6$, and $8 - 6 = 2$

	1	2	3	4	5	6	7	8	9	A	B	C	D	E	F
1	02	03	04	05	06	07	08	09	0A	0B	0C	0D	0E	0F	10
2	03	04	05	06	07	08	09	0A	0B	0C	0D	0E	0F	10	11
3	04	05	06	07	08	09	0A	0B	0C	0D	0E	0F	10	11	12
4	05	06	07	08	09	0A	0B	0C	0D	0E	0F	10	11	12	13
5	06	07	08	09	0A	0B	0C	0D	0E	0F	10	11	12	13	14
6	07	08	09	0A	0B	0C	0D	0E	0F	10	11	12	13	14	15
7	08	09	0A	0B	0C	0D	0E	0F	10	11	12	13	14	15	16
8	09	0A	0B	0C	0D	0E	0F	10	11	12	13	14	15	16	17
9	0A	0B	0C	0D	0E	0F	10	11	12	13	14	15	16	17	18
A	0B	0C	0D	0E	0F	10	11	12	13	14	15	16	17	18	19
B	0C	0D	0E	0F	10	11	12	13	14	15	16	17	18	19	1A
C	0D	0E	0F	10	11	12	13	14	15	16	17	18	19	1A	1B
D	0E	0F	10	11	12	13	14	15	16	17	18	19	1A	1B	1C
E	0F	10	11	12	13	14	15	16	17	18	19	1A	1B	1C	1D
F	10	11	12	13	14	15	16	17	18	19	1A	1B	1C	1D	1E

Hexadecimal Multiplication Table

Example: $2 \times 4 = 08$, $F \times 2 = 1E$

	1	2	3	4	5	6	7	8	9	A	B	C	D	E	F
1	01	02	03	04	05	06	07	08	09	0A	0B	0C	0D	0E	0F
2	02	04	06	08	0A	0C	0E	10	12	14	16	18	1A	1C	1E
3	03	06	09	0C	0F	12	15	18	1B	1E	21	24	27	2A	2D
4	04	08	0C	10	14	18	1C	20	24	28	2C	30	34	38	3C
5	05	0A	0F	14	19	1E	23	28	2D	32	37	3C	41	46	4B
6	06	0C	12	18	1E	24	2A	30	36	3C	42	48	4E	54	5A
7	07	0E	15	1C	23	2A	31	38	3F	46	4D	54	5B	62	69
8	08	10	18	20	28	30	38	40	48	50	58	60	68	70	78
9	09	12	1B	24	2D	36	3F	48	51	5A	63	6C	75	7E	87
A	0A	14	1E	28	32	3C	46	50	5A	64	6E	78	82	8C	96
B	0B	16	21	2C	37	42	4D	58	63	6E	79	84	8F	9A	A5
C	0C	18	24	30	3C	48	54	60	6C	78	84	90	9C	A8	B4
D	0D	1A	27	34	41	4E	5B	68	75	82	8F	9C	A9	B6	C3
E	0E	1C	2A	38	46	54	62	70	7E	8C	9A	A8	B6	C4	D2
F	0F	1E	2D	3C	4B	5A	69	78	87	96	A5	B4	C3	D2	E1

	.00	.01	.02	.03	.04	.05	.06	.07	.08	.09	.0A	.0B	.0C	.0D	.0E	.0F
.000	.00000000	.00390625	.00781250	.01171875	.01562500	.01953125	.02343750	.02734375	.03125000	.03515625	.03906250	.04296875	.04687500	.05078125	.05468750	.05859375
.001	.00224414	.00448828	.00673242	.00897656	.01122070	.01346484	.01570898	.01795312	.02019726	.02244140	.02468554	.02692968	.02917382	.03141796	.03366210	.03590625
.002	.00448828	.00897656	.01346484	.01795312	.02244140	.02692968	.03141796	.03590625	.04039453	.04488281	.04937109	.05385937	.05834765	.06283593	.06732421	.07181250
.003	.00673242	.01346484	.02019726	.02692968	.03366210	.04039453	.04712695	.05385937	.06059179	.06732421	.07405663	.08078905	.08752147	.09425389	.10098631	.10771875
.004	.00897656	.01795312	.02692968	.03590625	.04488281	.05385937	.06283593	.07181250	.08078905	.08976562	.09874218	.10771875	.11669531	.12567187	.13464843	.14362500
.005	.01122070	.02244140	.03366210	.04488281	.05610351	.06732421	.07854491	.08976562	.10098631	.11220701	.12342771	.13464843	.14586913	.15708983	.16831053	.17953125
.006	.01346484	.02692968	.04039453	.05385937	.06732421	.08078905	.09425389	.10771875	.12118359	.13464843	.14811327	.16157811	.17504295	.18850779	.20197263	.21543747
.007	.01570898	.03141796	.04712695	.06283593	.07854491	.09425389	.11006287	.12587185	.14168083	.15748981	.17329879	.18910777	.20491675	.22072573	.23653471	.25234369
.008	.01795312	.03590625	.05385937	.07181250	.08976562	.10771875	.12567187	.14362500	.16157811	.17953125	.19748438	.21543747	.23339056	.25134365	.26929674	.28724983
.009	.02019726	.04039453	.06059179	.08078905	.10118631	.12158357	.14198083	.16237809	.18277535	.20317261	.22356987	.24396713	.26436439	.28476165	.30515891	.32555617
.010	.02244140	.04488281	.06732421	.08976562	.11220701	.13464843	.15708983	.17953125	.20197263	.22441404	.24685545	.26929686	.29173827	.31417968	.33662109	.35906250
.011	.02468554	.04937109	.07405663	.09874218	.12352773	.14800928	.17249083	.19697238	.22145393	.24593548	.27041703	.29489858	.31938013	.34386168	.36834323	.39282478
.012	.02692968	.05385937	.08078905	.10771875	.13464843	.16157811	.18850779	.21543747	.24236715	.26929683	.29622651	.32315619	.35008587	.37701555	.40394523	.43087491
.013	.02917382	.05834765	.08752147	.11686909	.14621671	.17556433	.20491195	.23425957	.26360719	.29295481	.32230243	.35165005	.38099767	.41034529	.43969291	.46904053
.014	.03141796	.06283593	.09425389	.12609045	.15784801	.18960557	.22136313	.25312069	.28487825	.31663581	.34839337	.38015093	.41190849	.44366605	.47542361	.50718117
.015	.03366210	.06732421	.10098631	.13464843	.16831053	.20197263	.23567473	.26937683	.30307893	.33678103	.37048313	.40418523	.43788733	.47158943	.50529153	.53899363
.016	.03590625	.07181250	.10771875	.14362500	.17953125	.21543747	.25134369	.28724983	.32315605	.35906227	.39496849	.43087471	.46678093	.50268715	.53859337	.57449959
.017	.03815039	.07630078	.11445117	.15260156	.19075195	.22890234	.26705273	.30520312	.34335351	.38150390	.41965429	.45780468	.49595507	.53410546	.57225585	.61040624
.018	.04039453	.08078905	.12118359	.16157811	.20197263	.24236715	.28276167	.32315619	.36355071	.40394523	.44433975	.48473427	.52512879	.56552331	.60591783	.64631235
.019	.04296875	.08593750	.12890625	.17187500	.21484375	.25781250	.29978125	.34175000	.38371875	.42568750	.46765625	.50962500	.55159375	.59356250	.63553125	.67750000
.020	.04554167	.09108334	.13662500	.18220866	.22779232	.27337598	.31895964	.36454330	.41012696	.45571062	.50129428	.54687794	.59246160	.63804526	.68362892	.72921258
.021	.04812881	.09625762	.14438643	.19251524	.24064405	.28877286	.33690167	.38503048	.43315929	.48128810	.52941691	.57754572	.62567453	.67380334	.72193215	.77006096
.022	.05078125	.10156250	.15234375	.20312500	.25390625	.30468750	.35546875	.40625000	.45703125	.50781250	.55859375	.60937500	.66015625	.71093750	.76171875	.81250000
.023	.05343750	.10687500	.16031250	.21375000	.26718750	.32062500	.37406250	.42750000	.48093750	.53437500	.58781250	.64125000	.69468750	.74812500	.80156250	.85500000
.024	.05609375	.11218750	.16828125	.22437500	.28046875	.33656250	.39265625	.44875000	.50484375	.56093750	.61703125	.67312500	.72921875	.78531250	.84140625	.89750000
.025	.05875000	.11750000	.17625000	.23500000	.29375000	.35250000	.41125000	.47000000	.52875000	.58750000	.64625000	.70500000	.76375000	.82250000	.88125000	.94000000
.026	.06140625	.12281250	.18421875	.24562500	.30703125	.36843750	.42984375	.49125000	.55265625	.61406250	.67546875	.73687500	.79828125	.85968750	.92109375	.98250000
.027	.06406250	.12812500	.19218750	.25625000	.32031250	.38437500	.44843750	.51250000	.57656250	.64062500	.70468750	.76875000	.83281250	.89687500	.96093750	.10250000
.028	.06671875	.13343750	.19880625	.26417500	.32954375	.39491250	.46028125	.52565000	.59101875	.65638750	.72175625	.78712500	.85249375	.91786250	.98323125	.10480000
.029	.06937500	.13875000	.20412500	.26948125	.33483750	.40019375	.46555000	.53090625	.59626250	.66161875	.72697500	.79233125	.85768750	.92304375	.98840000	.10500000
.030	.07203125	.14406250	.21609375	.28812500	.36015625	.43218750	.50421875	.57625000	.64828125	.72031250	.79234375	.86437500	.93640625	.10065000	.10690000	.11315000
.031	.07468750	.14937500	.22406250	.29875000	.37343750	.44812500	.52281250	.59750000	.67218750	.74687500	.82156250	.89625000	.97093750	.10453125	.11108125	.11763125
.032	.07734375	.15468750	.23000625	.30531250	.38061875	.45592500	.53123125	.60653750	.68184375	.75715000	.83245625	.90776250	.98306875	.10587500	.11388125	.12188750
.033	.08000000	.16000000	.24000000	.32000000	.40000000	.48000000	.56000000	.64000000	.72000000	.80000000	.88000000	.96000000	.10400000	.11200000	.12000000	.12800000
.034	.08265625	.16531250	.24796875	.33062500	.41328125	.49593750	.57859375	.66125000	.74390625	.82656250	.90921875	.99187500	.10773125	.11608500	.12443875	.13279250
.035	.08531250	.17062500	.25593750	.34125000	.42656250	.51187500	.59718750	.68250000	.76781250	.85312500	.93843750	.10230000	.11120375	.12010750	.12901125	.13791500
.036	.08796875	.17593750	.26387500	.35181250	.43975000	.52768750	.61562500	.70356250	.79150000	.87943750	.96737500	.10513125	.11403500	.12293875	.13184250	.14074625
.037	.09062500	.18125000	.27187500	.36250000	.45312500	.54375000	.63437500	.72500000	.81562500	.90625000	.99687500	.10834375	.11724750	.12615125	.13505500	.14395875
.038	.09328125	.18656250	.27984375	.37312500	.46640625	.55968750	.65296875	.74625000	.83953125	.93281250	.10210000	.11100375	.12000750	.12901125	.13801500	.14701875
.039	.09593750	.19187500	.28781250	.38375000	.47968750	.57562500	.67156250	.76750000	.86343750	.95937500	.10503125	.11403500	.12303875	.13204250	.14104625	.15005000
.040	.09859375	.19718750	.29581250	.39443750	.49306250	.59168750	.69031250	.78893750	.88756250	.98618750	.10771875	.11672250	.12572625	.13473000	.14373375	.15273750
.041	.10125000	.20250000	.30375000	.40500000	.50625000	.60750000	.70875000	.81000000	.91125000	.10140000	.11160000	.12180000	.13200000	.14220000	.15240000	.16260000
.042	.10390625	.20781250	.31171875	.41562500	.51953125	.62343750	.72734375	.83125000	.93515625	.10350000	.11370000	.12390000	.13410000	.14430000	.15450000	.16470000
.043	.10656250	.21312500	.31968750	.42625000	.53281250	.63937500	.74593750	.85250000	.95906250	.10612500	.11670000	.12727500	.13785000	.14842500	.15900000	.16957500
.044	.10921875	.21843750	.32765625	.43687500	.54609375	.65531250	.76453125	.87375000	.98296875	.10940000	.11997500	.13055000	.14112500	.15170000	.16227500	.17285000
.045	.11187500	.22375000	.33762500	.45150000	.56537500	.67925000	.79312500	.90700000	.10207500	.11405000	.12602500	.13800000	.15000000	.16200000	.17400000	.18600000
.046	.11453125	.22906250	.34393750	.45881250	.57368750	.68856250	.80343750	.91831250	.10330000	.11527500	.12725000	.13922500	.15120000	.16317500	.17515000	.18712500
.047	.11718750	.23437500	.35015625	.46593750	.58171875	.69750000	.81328125	.92906250	.10465000	.11662500	.12860000	.14057500	.15255000	.16452500	.17650000	.18847500
.048	.11984375	.23968750	.35546875	.47125000	.58703125	.70281250	.81859375	.93437500	.10535000	.11732500	.12930000	.14127500	.15325000	.16522500	.17720000	.18917500
.049	.12250000	.24500000	.36750000	.49000000	.61250000	.73500000	.85750000	.98000000	.11000000	.12200000	.13400000	.14600000	.15800000	.17000000	.18200000	.19400000
.050	.12515625	.25031250	.37546875	.50062500	.62578125	.75093750	.87609375	.10015000	.11212500	.12410000						

	.00	.01	.02	.03	.04	.05	.06	.07	.08	.09	.0A	.0B	.0C	.0D	.0E	.0F
.000	.00000000	.00390625	.00781250	.01171875	.01562500	.01953125	.02343750	.02734375	.03125000	.03515625	.03906250	.04296875	.04687500	.05078125	.05468750	.05859375
.001	.00224414	.00448828	.00673242	.00897656	.01122070	.01346484	.01570898	.01795312	.02019726	.02244140	.02468554	.02692968	.02917382	.03141796	.03366210	.03590625
.002	.00448828	.00897656	.01346484	.01795312	.02244140	.02692968	.03141796	.03590625	.04039453	.04488281	.04937109	.05385937	.05834765	.06283593	.06732421	.07181250
.003	.00673242	.01346484	.02019726	.02692968	.03366210	.04039453	.04712695	.05385937	.06059179	.06732421	.07405663	.08078905	.08752147	.09425389	.10098631	.10771875
.004	.00897656	.01795312	.02692968	.03590625	.04488281	.05385937	.06283593	.07181250	.08078905	.08976562	.09874218	.10771875	.11669531	.12567187	.13464844	.14362500
.005	.01122070	.02244140	.03366210	.04488281	.05610351	.06732421	.07854491	.08976562	.10098631	.11220701	.12342771	.13464841	.14586911	.15708981	.16831051	.17953121
.006	.01346484	.02692968	.04039453	.05385937	.06732421	.08078905	.09425389	.10771875	.12118359	.13464844	.14811328	.16157812	.17504296	.18850780	.20197264	.21543748
.007	.01570898	.03141796	.04712695	.06283593	.07854491	.09425389	.11000287	.12575185	.14150083	.15724981	.17300000	.18875019	.20450037	.22025056	.23600074	.25175093
.008	.01795312	.03590625	.05385937	.07181250	.08976562	.10771875	.12567187	.14362500	.16157812	.17953125	.19748437	.21543750	.23339062	.25134375	.26929687	.28725000
.009	.02019726	.04039453	.06059179	.08078905	.10118631	.12158357	.14198083	.16237809	.18277535	.20317261	.22356987	.24396713	.26436439	.28476165	.30515891	.32555617
.010	.02244140	.04488281	.06732421	.08976562	.11220701	.13464841	.15708981	.17953121	.20197261	.22441401	.24685541	.26929681	.29173821	.31417961	.33662101	.35906241
.011	.02468554	.04937109	.07405663	.09874218	.12342771	.14811328	.17279881	.19717431	.22154981	.24592531	.27030081	.29467631	.31905181	.34342731	.36780281	.39217831
.012	.02692968	.05385937	.08078905	.10771875	.13464844	.16157812	.18850780	.21543748	.24236716	.26929684	.29622652	.32315620	.35008588	.37701556	.40394524	.43087492
.013	.02917382	.05834765	.08752147	.11669531	.14586911	.17504296	.20421701	.23339106	.26256511	.29173916	.32091321	.35008726	.37926131	.40843536	.43760941	.46678346
.014	.03125000	.06250000	.09375000	.12500000	.15625000	.18750000	.21875000	.25000000	.28125000	.31250000	.34375000	.37500000	.40625000	.43750000	.46875000	.50000000
.015	.03343750	.06687500	.10031250	.13375000	.16718750	.20062500	.23406250	.26750000	.30093750	.33437500	.36781250	.40125000	.43468750	.46812500	.50156250	.53500000
.016	.03562500	.07125000	.10687500	.14250000	.17812500	.21375000	.24937500	.28500000	.32062500	.35625000	.39187500	.42750000	.46312500	.49875000	.53437500	.57000000
.017	.03781250	.07562500	.11343750	.15125000	.18906250	.22687500	.26468750	.30250000	.34031250	.37812500	.41593750	.45375000	.49156250	.52937500	.56718750	.60500000
.018	.04000000	.08000000	.12000000	.16000000	.20000000	.24000000	.28000000	.32000000	.36000000	.40000000	.44000000	.48000000	.52000000	.56000000	.60000000	.64000000
.019	.04218750	.08437500	.12656250	.16875000	.21093750	.25312500	.29531250	.33750000	.37968750	.42187500	.46406250	.50625000	.54843750	.59062500	.63281250	.67500000
.020	.04437500	.08875000	.13312500	.17750000	.22187500	.26625000	.31062500	.35500000	.39937500	.44375000	.48812500	.53250000	.57687500	.62125000	.66562500	.71000000
.021	.04656250	.09312500	.13968750	.18625000	.23281250	.27937500	.32593750	.37250000	.41906250	.46562500	.51218750	.55875000	.60531250	.65187500	.69843750	.74500000
.022	.04875000	.09750000	.14625000	.19475000	.24325000	.29175000	.34025000	.38875000	.43725000	.48575000	.53425000	.58275000	.63125000	.67975000	.72825000	.77675000
.023	.05093750	.10187500	.15281250	.20375000	.25468750	.30562500	.35656250	.40750000	.45843750	.50937500	.56031250	.61125000	.66218750	.71312500	.76406250	.81500000
.024	.05312500	.10625000	.15937500	.21250000	.26562500	.31875000	.37187500	.42500000	.47812500	.53125000	.58437500	.63750000	.69062500	.74375000	.79687500	.85000000
.025	.05531250	.11062500	.16593750	.22125000	.27656250	.33187500	.38720000	.44252500	.49785000	.55317500	.60850000	.66382500	.71915000	.77447500	.82980000	.88512500
.026	.05750000	.11500000	.17250000	.23000000	.28750000	.34500000	.40250000	.46000000	.51750000	.57500000	.63250000	.69000000	.74750000	.80500000	.86250000	.92000000
.027	.05968750	.11937500	.17875000	.23812500	.29750000	.35687500	.41625000	.47562500	.53500000	.59437500	.65375000	.71312500	.77250000	.83187500	.89125000	.95062500
.028	.06187500	.12375000	.18562500	.24750000	.30937500	.37125000	.43312500	.49500000	.55687500	.61875000	.68062500	.74250000	.80437500	.86625000	.92812500	.99000000
.029	.06406250	.12812500	.19218750	.25625000	.32031250	.38437500	.44843750	.51250000	.57656250	.64062500	.70468750	.76875000	.83281250	.89687500	.96093750	.10250000
.030	.06625000	.13250000	.19656250	.26062500	.32468750	.38875000	.45281250	.51687500	.58093750	.64500000	.70906250	.77312500	.83718750	.90125000	.96531250	.10300000
.031	.06843750	.13687500	.20531250	.27375000	.34218750	.41062500	.47906250	.54750000	.61593750	.68437500	.75281250	.82125000	.88968750	.95812500	.10250000	.11000000
.032	.07062500	.14125000	.21187500	.28250000	.35312500	.42375000	.49437500	.56500000	.63562500	.70625000	.77687500	.84750000	.91812500	.98875000	.10581250	.11300000
.033	.07281250	.14562500	.21906250	.29250000	.36593750	.43937500	.51281250	.58625000	.65968750	.73312500	.80656250	.88000000	.95343750	.10250000	.11000000	.11800000
.034	.07500000	.15000000	.22500000	.30000000	.37500000	.45000000	.52500000	.60000000	.67500000	.75000000	.82500000	.90000000	.97500000	.10500000	.11300000	.12100000
.035	.07718750	.15437500	.23156250	.30875000	.38593750	.46312500	.54031250	.61750000	.69468750	.77187500	.84906250	.92625000	.10031250	.10837500	.11643750	.12450000
.036	.07937500	.15875000	.23812500	.31750000	.39687500	.47625000	.55562500	.63500000	.71437500	.79375000	.87312500	.95250000	.10350000	.11156250	.11962500	.12768750
.037	.08156250	.16312500	.24468750	.32625000	.40781250	.48937500	.57093750	.65250000	.73406250	.81562500	.89718750	.97875000	.10693750	.11509375	.12325000	.13140625
.038	.08375000	.16750000	.25125000	.33500000	.41875000	.50250000	.58625000	.67000000	.75375000	.83750000	.92125000	.10050000	.10887500	.11725000	.12562500	.13400000
.039	.08593750	.17187500	.25575000	.34062500	.42550000	.51037500	.59525000	.68012500	.76500000	.84987500	.93475000	.10281250	.11128750	.11976250	.12823750	.13671250
.040	.08812500	.17625000	.26437500	.35250000	.44062500	.52875000	.61687500	.70500000	.79312500	.88125000	.96937500	.10550000	.11396250	.12242500	.13088750	.13935000
.041	.09031250	.18062500	.27093750	.36125000	.45156250	.54187500	.63218750	.72250000	.81281250	.90312500	.99343750	.10850000	.11796250	.12742500	.13688750	.14635000
.042	.09250000	.18500000	.27750000	.37000000	.46250000	.55500000	.64750000	.74000000	.83250000	.92500000	.10175000	.11121250	.12067500	.13013750	.13960000	.14906250
.043	.09468750	.18937500	.28406250	.37875000	.47343750	.56812500	.66281250	.75750000	.85218750	.94687500	.10425000	.11371250	.12317500	.13263750	.14210000	.15156250
.044	.09687500	.19375000	.28962500	.38550000	.48137500	.57725000	.67312500	.76900000	.86487500	.96075000	.10550000	.11506250	.12462500	.13418750	.14375000	.15331250
.045	.09906250	.19812500	.29718750	.39625000	.49531250	.59437500	.69343750	.79250000	.89156250	.99062500	.10950000	.11946250	.12942500	.13938750	.14935000	.15931250
.046	.10125000	.20250000	.30375000	.40500000	.50625000	.60750000	.70875000	.81000000	.91125000	.10137500	.11150000	.12162500	.13175000	.14187500	.15200000	.16212500
.047	.10343750	.20687500	.31031250	.41375000	.51718750	.62062500	.72406250	.82750000	.93093750	.10337500	.11371250	.12405000	.13438750	.14472500	.15506250	.16540000
.048	.10562500	.21125000	.31687500	.42250000	.52812500	.63375000	.73937500	.84500000	.95062500	.10525000	.11596250	.12667500	.13738750	.14810000	.15881250	.16952500
.049	.10781250	.21562500	.32343750	.43125000	.53906250	.64687500	.75468750	.86250000	.97031250	.10700000	.11771250	.12842500	.13913750	.14985000	.16056250	.17127500
.050	.11000000	.22000000	.33000000	.44000000	.55000000	.66000000	.77000000	.88000000	.99000000	.10950000						

Decimal to Hexadecimal Conversion Information (cont'd)

	40	41	42	43	44	45	46	47	48	49	4A	4B	4C	4D	4E	4F
.000	25000000	25390625	25781250	26171875	26562500	26953125	27343750	27734375	28125000	28515625	28906250	29296875	29687500	30078125	30468750	30859375
.001	25024414	25415039	25805664	26196289	26586914	26977539	27368164	27758789	28149414	28539939	28930564	29321189	29711814	30102439	30493064	30883689
.002	25048828	25439453	25830078	26220703	26611328	27001953	27392578	27783203	28173828	28564453	28955078	29345703	29736328	30126953	30517578	30908203
.003	25073242	25463867	25854492	26245117	26635742	27026367	27416992	27807617	28198242	28588867	28979492	29370117	29760742	30151367	30541992	30932617
.004	25097656	25488281	25878906	26269531	26660156	27050781	27441406	27832031	28222656	28613281	29003906	29394531	29785156	30175781	30566406	30957031
.005	25122070	25512695	25903320	26293945	26684570	27075195	27465820	27856445	28247070	28637695	29028320	29418945	29809570	30200200	30590820	30981445
.006	25146484	25537109	25927734	26318359	26708984	27099609	27490234	27880859	28271484	28662109	29052734	29443359	29833984	30224609	30615234	31005859
.007	25170898	25561523	25952148	26342773	26733398	27124023	27514648	27905273	28295898	28686523	29077148	29467773	29858398	30249023	30639648	31030273
.008	25195313	25585938	25976563	26367788	26758413	27149038	27539663	27930288	28320913	28711538	29102163	29492788	29883413	30274038	30664663	31055288
.009	25219727	25610352	26000977	26391602	26782227	27172852	27563477	27954102	28344727	28735352	29125977	29516602	29907227	30297852	30688477	31079102
.00A	25244141	25634766	26025391	26416016	26806641	27197266	27587891	27978516	28369141	28759766	29150391	29541016	29931641	30322266	30712891	31103516
.00B	25268555	25659180	26049805	26440430	26831055	27221680	27612305	28002930	28393555	28784180	29174805	29565430	29956055	30346680	30737305	31127930
.00C	25292969	25683594	26074219	26464844	26855469	27246094	27636719	28027344	28417969	28808594	29199219	29589844	29980469	30371094	30761719	31152344
.00D	25317383	25708008	26098633	26489258	26879883	27270508	27661133	28051758	28442383	28833008	29223633	29614258	30004883	30395508	30786133	31176758
.00E	25341797	25732422	26123047	26513672	26904297	27294922	27685547	28076172	28466797	28857422	29248047	29638672	30029297	30419922	30810547	31201172
.00F	25366211	25756836	26147461	26538086	26928711	27319336	27709961	28100586	28491211	28881836	29272461	29663086	30053711	30444336	30834961	31225586
	50	51	52	53	54	55	56	57	58	59	5A	5B	5C	5D	5E	5F
.000	31250000	31640625	32031250	32421875	32812500	33203125	33593750	33984375	34375000	34765625	35156250	35546875	35937500	36328125	36718750	37109375
.001	31274414	31665039	32055664	32446289	32836914	33227539	33618164	34008789	34399414	34790039	35180664	35571289	35961914	36352539	36743164	37133789
.002	31298828	31689453	32080078	32470703	32861328	33251953	33642578	34033203	34423828	34814453	35205078	35595703	35986328	36376953	36767578	37158203
.003	31323242	31713867	32104492	32495117	32885742	33276367	33666992	34057617	34448242	34838867	35229492	35620117	36010742	36401367	36791992	37182617
.004	31347656	31738281	32128906	32519531	32910156	33300781	33691406	34082031	34472656	34863281	35253906	35644531	36035156	36425781	36816406	37207031
.005	31372070	31762695	32153320	32543945	32934570	33325195	33715820	34106445	34497070	34887695	35278320	35668945	36059570	36450200	36840820	37231445
.006	31396484	31787109	32177734	32568359	32958984	33349609	33740234	34130859	34521484	34912109	35302734	35693359	36083984	36474609	36865234	37255859
.007	31420898	31811523	32202148	32592773	32983398	33374023	33764648	34155273	34545898	34936523	35327148	35717773	36108398	36499023	36889648	37280273
.008	31445313	31835938	32226563	32617188	33007813	33398438	33789063	34179688	34570313	34960938	35351563	35742188	36132813	36523438	36914063	37304688
.009	31469727	31860352	32250977	32641602	33032227	33422852	33813477	34204102	34594727	34985352	35375977	35766602	36157227	36547852	36938477	37329102
.00A	31494141	31884766	32275391	32666016	33056641	33447266	33837891	34228516	34619141	35009766	35400391	35791016	36181641	36572266	36962891	37353516
.00B	31518555	31909180	32299805	32690430	33081055	33471680	33862305	34252930	34643555	35034180	35424805	35815430	36206055	36596680	36987305	37377930
.00C	31542969	31933594	32324219	32714844	33105469	33496094	33886719	34277344	34667969	35058594	35449219	35839844	36230469	36621094	37011719	37402344
.00D	31567383	32057908	32448533	32839158	33229783	33620408	34011033	34401658	34792283	35182908	35573533	35964158	36354783	36745408	37136033	37526658
.00E	31591797	31982422	32373047	32763672	33154297	33544922	33935547	34326172	34716797	35107422	35498047	35888672	36279297	36669922	37060547	37451172
.00F	31616211	32006836	32397461	32788086	33178711	33569336	33959961	34350586	34741211	35131836	35522461	35913086	36303711	36694336	37084961	37475586
	60	61	62	63	64	65	66	67	68	69	6A	6B	6C	6D	6E	6F
.000	37500000	37890625	38281250	38671875	39062500	39453125	39843750	40234375	40625000	41015625	41406250	41796875	42187500	42578125	42968750	43359375
.001	37524414	37915039	38305664	38696289	39086914	39477539	39868164	40258789	40649414	41040039	41430664	41821289	42211914	42602539	42993164	43383789
.002	37548828	37939453	38330078	38720703	39111328	39501953	39892578	40283203	40673828	41064453	41455078	41845703	42236328	42626953	43017578	43408203
.003	37573242	37963867	38354492	38745117	39135742	39526367	39916992	40307617	40698242	41088867	41479492	41870117	42260742	42651367	43041992	43432617
.004	37597656	37988281	38378906	38769531	39160156	39550781	39941406	40332031	40722656	41113281	41503906	41894531	42285156	42675781	43066406	43457031
.005	37622070	38012695	38403320	38793945	39184570	39575195	39965820	40356445	40747070	41137695	41528320	41918945	42309570	42700200	43090820	43481445
.006	37646484	38037109	38427734	38818359	39208984	39599609	39990234	40380859	40771484	41162109	41552734	41943359	42333984	42724609	43115234	43505859
.007	37670898	38061523	38452148	38842773	39233398	39624023	40014648	40405273	40795898	41186523	41577148	41967773	42358398	42749023	43139648	43530273
.008	37695313	38085938	38476563	38867188	39257813	39648438	40039063	40429688	40820313	41210938	41601563	41992188	42382813	42773438	43164063	43554688
.009	37719727	38110352	38500977	38891602	39282227	39672852	40063477	40454102	40844727	41235352	41625977	42016602	42407227	42797852	43188477	43579102
.00A	37744141	38134766	38525391	38916016	39306641	39697266	40087891	40478516	40869141	41259766	41650391	42041016	42431641	42822266	43212891	43603516
.00B	37768555	38159180	38549805	38940430	39331055	39721680	40112305	40502930	40893555	41284180	41674805	42065430	42456055	42846680	43237305	43627930
.00C	37792969	38183594	38574219	38964844	39355469	39746094	40136719	40527344	40917969	41308594	41699219	42089844	42480469	42871094	43261719	43652344
.00D	37817383	38208008	38598633	38989258	39379883	39770508	40161133	40551758	40942383	41333008	41723633	42114258	42504883	42895508	43286133	43676758
.00E	37841797	38232422	38623047	39013672	39404297	39794922	40185547	40576172	40966797	41357422	41748047	42138672	42529297	42919922	43310547	43701172
.00F	37866211	38256836	38647461	39038086	39428711	39819336	40209961	40600586	40991211	41381836	41772461	42163086	42553711	42944336	43334961	43725586
	70	71	72	73	74	75	76	77	78	79	7A	7B	7C	7D	7E	7F
.000	43750000	44140625	44531250	44921875	45312500	45703125	46093750	46484375	46875000	47265625	47656250	48046875	48437500	48828125	4921	

Decimal to Hexadecimal Conversion Information (cont'd)

	40	41	42	43	44	45	46	47	48	49	4A	4B	4C	4D	4E	4F
.000	25000000	25390625	25781250	26171875	26562500	26953125	27343750	27734375	28125000	28515625	28906250	29296875	29687500	30078125	30468750	30859375
.001	25024414	25415039	25805664	26196289	26586914	26977539	27368164	27758789	28149414	28540039	28930664	29321289	29711914	30102539	30493164	30883789
.002	25048828	25439453	25830078	26220703	26611328	27001953	27392578	27783203	28173828	28564453	28955078	29345703	29736328	30126953	30517578	30908203
.003	25073242	25463867	25854492	26245117	26635742	27026367	27416992	27807617	28198242	28588867	28979492	29370117	29760742	30151367	30541992	30932617
.004	25097656	25488281	25878906	26269531	26660156	27050781	27441406	27832031	28222656	28613281	29003906	29394531	29785156	30175781	30566406	30957031
.005	25122070	25512695	25903320	26293945	26684570	27075195	27465820	27856445	28247070	28637695	29028320	29418945	29809570	30200195	30590820	30981445
.006	25146484	25537109	25927734	26318359	26708984	27099609	27490234	27880859	28271484	28662109	29052734	29443359	29833984	30224609	30615234	31005859
.007	25170898	25561523	25952148	26342773	26733398	27124023	27514648	27905273	28295898	28686523	29077148	29467773	29858398	30249023	30639648	31030273
.008	25195313	25585938	25976563	26367188	26757813	27148438	27539063	27929688	28320313	28710938	29101563	29492188	29882813	30273438	30664063	31054688
.009	25219727	25610352	26000977	26391602	26782227	27172852	27563477	27954102	28344727	28735352	29125977	29516602	29907227	30297852	30688477	31079102
.00A	25244141	25634766	26025391	26416016	26806641	27197266	27587891	27978516	28369141	28759766	29150391	29541016	29931641	30322266	30712891	31103516
.00B	25268555	25659180	26049805	26440430	26831055	27221680	27612305	28002930	28393555	28784180	29174805	29565430	29956055	30346680	30737305	31127930
.00C	25292969	25683594	26074219	26464844	26855469	27246094	27636719	28027344	28417969	28808594	29199219	29589844	29980469	30371094	30761719	31152344
.00D	25317383	25708008	26098633	26489258	26879883	27270508	27661133	28051758	28442383	28833008	29223633	29614258	30004883	30395508	30786133	31176758
.00E	25341797	25732422	26123047	26513672	26904297	27294922	27685547	28076172	28466797	28857422	29248047	29638672	30029297	30419922	30810547	31201172
.00F	25366211	25756836	26147461	26538086	26928711	27319336	27709961	28100586	28491211	28881836	29272461	29663086	30053711	30444336	30834961	31225586
	50	51	52	53	54	55	56	57	58	59	5A	5B	5C	5D	5E	5F
.000	31250000	31640625	32031250	32421875	32812500	33203125	33593750	33984375	34375000	34765625	35156250	35546875	35937500	36328125	36718750	37109375
.001	31274414	31665039	32055664	32446289	32836914	33227539	33618164	34008789	34399414	34790039	35180664	35571289	35961914	36352539	36743164	37133789
.002	31298828	31689453	32080078	32470703	32861328	33251953	33642578	34033203	34423828	34814453	35205078	35595703	35986328	36376953	36767578	37158203
.003	31323242	31713867	32104492	32495117	32885742	33276367	33666992	34057617	34448242	34838867	35229492	35620117	36010742	36401367	36791992	37182617
.004	31347656	31738281	32128906	32519531	32910156	33300781	33691406	34082031	34472656	34863281	35253906	35644531	36035156	36425781	36816406	37207031
.005	31372070	31762695	32153320	32543945	32934570	33325195	33715820	34106445	34497070	34887695	35278320	35668945	36059570	36450195	36840820	37231445
.006	31396484	31787109	32177734	32568359	32958984	33349609	33740234	34130859	34521484	34912109	35302734	35693359	36083984	36474609	36865234	37255859
.007	31420898	31811523	32202148	32592773	32983398	33374023	33764648	34155273	34545898	34936523	35327148	35717773	36108398	36499023	36889648	37280273
.008	31445313	31835938	32226563	32617188	33007813	33398438	33789063	34179688	34570313	34960938	35351563	35742188	36132813	36523438	36914063	37304688
.009	31469727	31860352	32250977	32641602	33032227	33422852	33813477	34204102	34594727	34985352	35375977	35766602	36157227	36547852	36938477	37329102
.00A	31494141	31884766	32275391	32666016	33056641	33447266	33837891	34228516	34619141	35009766	35400391	35791016	36181641	36572266	36962891	37353516
.00B	31518555	31909180	32299805	32690430	33081055	33471680	33862305	34252930	34643555	35034180	35424805	35815430	36206055	36596680	36987305	37377930
.00C	31542969	31933594	32324219	32714844	33105469	33496094	33886719	34277344	34667969	35058594	35449219	35839844	36230469	36621094	37011719	37402344
.00D	31567383	32058008	32448633	32839258	33229883	33620508	34011133	34401758	34792383	35183008	35573633	35964258	36354883	36745508	37136133	37526758
.00E	31591797	31982422	32373047	32763672	33154297	33544922	33935547	34326172	34716797	35107422	35498047	35888672	36279297	36669922	37060547	37451172
.00F	31616211	32006836	32397461	32788086	33178711	33569336	33959961	34350586	34741211	35131836	35522461	35913086	36303711	36694336	37084961	37475586
	60	61	62	63	64	65	66	67	68	69	6A	6B	6C	6D	6E	6F
.000	37500000	37890625	38281250	38671875	39062500	39453125	39843750	40234375	40625000	41015625	41406250	41796875	42187500	42578125	42968750	43359375
.001	37524414	37915039	38305664	38696289	39086914	39477539	39868164	40258789	40649414	41040039	41430664	41821289	42211914	42602539	42993164	43383789
.002	37548828	37939453	38330078	38720703	39111328	39501953	39892578	40283203	40673828	41064453	41455078	41845703	42236328	42626953	43017578	43408203
.003	37573242	37963867	38354492	38745117	39135742	39526367	39916992	40307617	40698242	41088867	41479492	41870117	42260742	42651367	43041992	43432617
.004	37597656	37988281	38378906	38769531	39160156	39550781	39941406	40332031	40722656	41113281	41503906	41894531	42285156	42675781	43066406	43457031
.005	37622070	38012695	38403320	38793945	39184570	39575195	39965820	40356445	40747070	41137695	41528320	41918945	42309570	42700195	43090820	43481445
.006	37646484	38037109	38427734	38818359	39208984	39599609	39990234	40380859	40771484	41162109	41552734	41943359	42333984	42724609	43115234	43505859
.007	37670898	38061523	38452148	38842773	39233398	39624023	40014648	40405273	40795898	41186523	41577148	41967773	42358398	42749023	43139648	43530273
.008	37695313	38085938	38476563	38867188	39257813	39648438	40039063	40429688	40820313	41210938	41601563	41992188	42382813	42773438	43164063	43554688
.009	37719727	38110352	38500977	38891602	39282227	39672852	40063477	40454102	40844727	41235352	41625977	42016602	42407227	42797852	43188477	43579102
.00A	37744141	38134766	38525391	38916016	39306641	39697266	40087891	40478516	40869141	41259766	41650391	42041016	42431641	42822266	43212891	43603516
.00B	37768555	38159180	38549805	38940430	39331055	39721680	40112305	40502930	40893555	41284180	41674805	42065430	42456055	42846680	43237305	43627930
.00C	37792969	38183594	38574219	38964844	39355469	39746094	40136719	40527344	40917969	41308594	41699219	42089844	42480469	42871094	43261719	43652344
.00D	37817383	38208008	38598633	38989258	39379883	39770508	40161133	40551758	40942383	41333008	41723633	42114258	42504883	42895508	43286133	43676758
.00E	37841797	38232422	38623047	39013672	39404297	39794922	40185547	40576172	40966797	41357422	41748047	42138672	42529297	42919922	43310547	43701172
.00F	37866211	38256836	38647461	39038086	39428711	39819336	40209961	40600586	40991211	41381836	41772461	42163086	42553711	42944336	43334961	43725586
	70	71	72	73	74	75	76	77	78	79	7A	7B	7C	7D	7E	7F
.000	43750000	44140625	44531250	44921875	45312500	45703125	46093750	46484375	46875000	47265625	47656250	48046875	48437500	48828125	49218750	49609375
.001	43774414	44165039	44555664	44946289	45336914	45727539	46118164	46508789	46899414	47290039	47680664	48071289	48461914	48852539	49243164	49633789
.002	43798828	44189453	44580078	44970703	45361328	45751953	46142578	46533203	46923828	47314453	47705078	48095703	48486328	48876953	49267578	49658203
.003	43823242	44213867	44604492	44995117	45385742	45776367	46166992	46557617	46948242	47338867	47729492	48120117	48510742	48901367	49291992	49682617
.004	43847656	44238281	44628906	45019531	45410156	45800781	46191406	46582031	46972656	47363281	47753906	48144531	48535156	48925781	49316406	49707031
.005	43872070	44262695	44653320	45043945	45434570	4										

	.80	.81	.82	.83	.84	.85	.86	.87	.88	.89	.8A	.8B	.8C	.8D	.8E	.8F
.000	.5000000	.5039025	.5078125	.51171875	.51562500	.51953125	.52343750	.52734375	.53125000	.53515625	.53906250	.54296875	.54687500	.55078125	.55468750	.55859375
.001	.5024414	.50415039	.5060564	.51196289	.51586914	.51977539	.52368164	.52758789	.53149414	.53540039	.53930664	.54321289	.54711914	.55102539	.55493164	.55883789
.002	.5048828	.50493393	.50603808	.51200703	.51611328	.52001953	.52392578	.52783203	.53173828	.53564453	.53955078	.54345703	.54736328	.55126953	.55517578	.55908203
.003	.5073242	.50483867	.5084492	.51245117	.51655742	.52066367	.52476992	.52887617	.53298242	.53708867	.54119492	.54530117	.54940742	.55351367	.55761992	.56172617
.004	.5097656	.50648828	.5087906	.51269531	.51680156	.52090781	.52501406	.52912031	.53322656	.53733281	.54143906	.54554531	.54965156	.55375781	.55786406	.56197031
.005	.5122070	.51051269	.5090320	.51293745	.51704370	.52115000	.52525625	.52936250	.53346875	.53757500	.54168125	.54578750	.54989375	.55399999	.55810625	.56221250
.006	.5146484	.50537109	.5092774	.51318379	.51729004	.52139629	.52550254	.52960879	.53371504	.53782129	.54192754	.54603379	.55013999	.55424625	.55835250	.56245875
.007	.5170898	.50561523	.50952158	.51342793	.51753418	.52164043	.52574668	.52985293	.53395918	.53806543	.54217168	.54627793	.55038418	.55449043	.55859668	.56270293
.008	.5195313	.50585938	.50976573	.51367208	.51777833	.52188458	.52599083	.53009708	.53420333	.53830958	.54241583	.54652208	.55062833	.55473458	.55884083	.56294708
.009	.5219727	.50630352	.51020987	.51411612	.51822237	.52232862	.52643487	.53054112	.53464737	.53875362	.54285987	.54696612	.55107237	.55517862	.55928487	.56339112
.010	.5244141	.50647656	.51038291	.51448916	.51859541	.52270166	.52680791	.53091416	.53502041	.53912666	.54323291	.54733916	.55144541	.55555166	.55965791	.56376416
.011	.5268555	.50659180	.51049815	.51460440	.51871065	.52281690	.52692315	.53102940	.53513565	.53924190	.54334815	.54745440	.55156065	.55566690	.55977315	.56387940
.012	.5292969	.50673315	.51063950	.51474575	.51885200	.52295825	.52706450	.53117075	.53527700	.53938325	.54348950	.54759575	.55170200	.55580825	.55991450	.56402075
.013	.5317383	.50708008	.51098643	.51489268	.51899903	.52310528	.52721153	.53131778	.53542403	.53953028	.54363653	.54774278	.55184903	.55595528	.56006153	.56416778
.014	.5341797	.50732422	.51123047	.51533672	.51944297	.52354922	.52765547	.53176172	.53586797	.53997422	.54408047	.54818672	.55229297	.55639922	.56050547	.56461172
.015	.5366211	.50756836	.51147461	.51558086	.51968711	.52379336	.52789961	.53200586	.53611211	.54021836	.54432461	.54843086	.55253711	.55664336	.56074961	.56485586
	.91	.92	.93	.94	.95	.96	.97	.98	.99	.9A	.9B	.9C	.9D	.9E	.9F	
.000	.5625000	.56640625	.57031250	.57421875	.57812500	.58203125	.58593750	.58984375	.59375000	.59765625	.60156250	.60546875	.60937500	.61328125	.61718750	.62109375
.001	.56274414	.56655039	.57035664	.57416289	.57796914	.58177539	.58558164	.58938789	.59319414	.59700039	.60080664	.60461289	.60841914	.61222539	.61603164	.61983789
.002	.56298828	.56679453	.57060078	.57440703	.57821328	.58201953	.58582578	.58963203	.59343828	.59724453	.60105078	.60485703	.60866328	.61246953	.61627578	.62008203
.003	.56323242	.56703867	.57084492	.57465117	.57845742	.58226367	.58606992	.58987617	.59368242	.59748867	.60129492	.60510117	.60890742	.61271367	.61651992	.62032617
.004	.56347656	.56728281	.57108906	.57489531	.57870156	.58250781	.58631406	.59012031	.59392656	.59773281	.60153906	.60534531	.60915156	.61295781	.61676406	.62057031
.005	.56372070	.56752695	.57133320	.57513945	.57894570	.58275195	.58655820	.59036445	.59417070	.59797695	.60178320	.60558945	.60939570	.61320195	.61700820	.62081445
.006	.56396484	.56777109	.57157734	.57538359	.57918984	.58299609	.58680234	.59060859	.59441484	.59822109	.60202734	.60583359	.60963984	.61344609	.61725234	.62105859
.007	.56420898	.56801523	.57182148	.57562773	.57943398	.58324023	.58704648	.59085273	.59465898	.59846523	.60227148	.60607773	.60988398	.61369023	.61749648	.62130273
.008	.56445313	.56825938	.57206563	.57587188	.57967813	.58348438	.58729063	.59109688	.59490313	.59870938	.60251563	.60632188	.61012813	.61393438	.61774063	.62154688
.009	.56469727	.56850352	.57230977	.57611602	.58002227	.58382852	.58763477	.59144102	.59524727	.59905352	.60285977	.60666602	.61047227	.61427852	.61808477	.62189102
.010	.56494141	.56874766	.57255391	.57636016	.58016641	.58397266	.58777891	.59158516	.59539141	.59919766	.60300391	.60681016	.61061641	.61442266	.61822891	.62203516
.011	.56518555	.56909180	.57289805	.57670430	.58051055	.58431680	.58812305	.59192930	.59573555	.59954180	.60334805	.60715430	.61096055	.61476680	.61857305	.62237930
.012	.56542969	.56933594	.57314219	.57694844	.58075469	.58456094	.58836719	.59217344	.59597969	.59978594	.60359219	.60739844	.61120469	.61501094	.61881719	.62262344
.013	.56567383	.56958008	.57338633	.57719258	.58109883	.58490508	.58871133	.59251758	.59632383	.60013008	.60393633	.60774258	.61154883	.61535508	.61916133	.62296758
.014	.56591797	.56982422	.57363047	.57743672	.58124297	.58504922	.58885547	.59266172	.59646797	.60027422	.60408047	.60788672	.61169297	.61549922	.61930547	.62311172
.015	.56616211	.57006836	.57387461	.57768086	.58148711	.58529336	.58909961	.59290586	.59671211	.60051836	.60432461	.60813086	.61193711	.61574336	.61954961	.62335586
	.A1	.A2	.A3	.A4	.A5	.A6	.A7	.A8	.A9	.AA	.AB	.AC	.AD	.AE	.AF	
.000	.6250000	.62890625	.63281250	.63671875	.64062500	.64453125	.64843750	.65234375	.65625000	.66015625	.66406250	.66796875	.67187500	.67578125	.67968750	.68359375
.001	.62524414	.62915039	.63305664	.63696289	.64086914	.64477539	.64868164	.65258789	.65649414	.66040039	.66430664	.66821289	.67211914	.67602539	.67993164	.68383789
.002	.62548828	.62939453	.63330078	.63720703	.64111328	.64501953	.64892578	.65283203	.65673828	.66064453	.66455078	.66845703	.67236328	.67626953	.68017578	.68408203
.003	.62573242	.62963867	.63354492	.63745117	.64135742	.64526367	.64916992	.65307617	.65698242	.66088867	.66479492	.66870117	.67260742	.67651367	.68041992	.68432617
.004	.62597656	.62988281	.63378906	.63769531	.64160156	.64550781	.64941406	.65332031	.65722656	.66113281	.66503906	.66894531	.67285156	.67675781	.68066406	.68457031
.005	.62622070	.63012695	.63403320	.63793945	.64184570	.64575195	.64965820	.65356445	.65747070	.66137695	.66528320	.66918945	.67309570	.67700195	.68090820	.68481445
.006	.62646484	.63037109	.63427734	.63818359	.64208984	.64599609	.64990234	.65380859	.65771484	.66162109	.66552734	.66943359	.67333984	.67724609	.68115234	.68505859
.007	.62670898	.63061523	.63452148	.63842773	.64233398	.64624023	.65014648	.65405273	.65795898	.66186523	.66577148	.66967773	.67358398	.67749023	.68139648	.68530273
.008	.62695313	.63085938	.63476563	.63867188	.64257813	.64648438	.65039063	.65429688	.65820313	.66210938	.66601563	.66992188	.67382813	.67773438	.68164063	.68554688
.009	.62719727	.63110352	.63500977	.63891602	.64282227	.64672852	.65063477	.65454102	.65844727	.66235352	.66625977	.67016602	.67407227	.67797852	.68188477	.68579102
.010	.62744141	.63134766	.63525391	.63916016	.64306641	.64697266	.65087891	.65478516	.65869141	.66259766	.66650391	.67041016	.67431641	.67822266	.68212891	.68603516
.011	.62768555	.63159180	.63549805	.63940430	.64331055	.64721680	.65112305	.65502930	.65893555	.66284180	.66674805	.67065430	.67456055	.67846680	.68237305	.68627930
.012	.62792969	.63183594	.63574219	.63964844	.64355469	.64746094	.65136719	.65527344	.65917969	.66308594	.66699219	.67089844	.67480469	.67871094	.68261719	.68652344
.013	.62817383	.63208008	.63598633	.63989258	.64379883	.64770508	.65161133	.65551758	.65942383	.66333008	.66723633	.67114258	.67504883	.67895508	.68286133	.68676758
.014	.62841797	.63232422	.63623047	.64013672	.64404297	.64794922	.65185547	.65576172	.65966797	.66357422	.66748047	.67138672	.67529297	.67919922	.68310547	.68701172
.015	.62866211	.63256836	.63647461	.64038086	.64428711	.64819336	.65209961	.65600586	.65991211	.66381836	.66772461	.67163086	.67553711	.67944336	.68334961	.68725586
	.B1	.B2	.B3	.B4	.B5	.B6	.B7	.B8	.B9	.BA	.BB	.BC	.BD	.BE	.BF	
.000	.6875000	.69140625	.69531250	.69921875	.70312500	.70703125	.71093750	.71484375	.71875000	.72265625	.72656250	.73046875	.73437500	.73828125	.74218750	.74609375
.001	.68774414	.69165039	.69555664	.69946289	.70336914	.70727539	.71118164	.71508789	.71899414	.72290039	.72680664	.73071289	.73461914	.73852539	.74243164	.74633789
.002	.68798828	.69189453	.69580078	.69970703	.70361328	.70751953	.71142578	.71533203	.71923828	.72314453	.72705078	.73095703	.73486328	.73876953	.74267578	.74658203
.003	.68823242	.69213867	.69604492	.69995117	.70385742	.70776367	.71166992	.71557617	.71948242	.72338867	.72729492	.73120117	.73510742	.73901367	.74291992	.74682617
.004	.68847656	.69238281	.69628906	.70019531	.70410156	.70800781	.71191406	.71582031	.71972656	.72363281	.72753906	.73144531	.73535156	.73925781	.74316406	.74707031
.005	.68872070	.69262695	.69653320	.70043945	.70434570	.70825195	.71215820	.71606445	.71997070	.72387695	.					

	80	81	82	83	84	85	86	87	88	89	8A	8B	8C	8D	8E	8F
.000	.5000000	.5039025	.5078125	.51171875	.51562500	.51953125	.52343750	.52734375	.53125000	.53515625	.53906250	.54296875	.54687500	.55078125	.55468750	.55859375
.001	.5002444	.5041509	.5080564	.5119629	.5158694	.5197759	.5236824	.5275889	.5314944	.5354009	.5393064	.5432129	.5471194	.5510259	.5549314	.5588379
.002	.5004888	.5043953	.5083008	.5122073	.5161138	.5200203	.5239268	.5278333	.5317398	.5356463	.5395528	.5434593	.5473658	.5512723	.5551788	.5590853
.003	.5007332	.5046397	.5085452	.5124517	.5163582	.5202647	.5241712	.5280777	.5319842	.5358907	.5397972	.5437037	.5476102	.5515167	.5554232	.5593297
.004	.5009776	.5048841	.5087896	.5126961	.5166026	.5205091	.5244156	.5283221	.5322286	.5361351	.5400416	.5439481	.5478546	.5517611	.5556676	.5595741
.005	.5012220	.5051285	.5090350	.5129415	.5168480	.5207545	.5246610	.5285675	.5324740	.5363805	.5402870	.5441935	.5481000	.5520065	.5559130	.5598195
.006	.5014664	.5053729	.5092794	.5131859	.5170924	.5210000	.5249065	.5288130	.5327195	.5366260	.5405325	.5444390	.5483455	.5522520	.5561585	.5600650
.007	.5017108	.5056173	.5095238	.5134303	.5173368	.5212433	.5251498	.5290563	.5329628	.5368693	.5407758	.5446823	.5485888	.5524953	.5564018	.5603083
.008	.5019552	.5058617	.5097682	.5136747	.5175812	.5214877	.5253942	.5293007	.5332072	.5371137	.5410202	.5449267	.5488332	.5527397	.5566462	.5605527
.009	.5021997	.5061062	.5100127	.5139192	.5178257	.5217322	.5256387	.5295452	.5334517	.5373582	.5412647	.5451712	.5490777	.5529842	.5568907	.5607972
.010	.5024441	.5063506	.5102571	.5141636	.5180701	.5219766	.5258831	.5297896	.5336961	.5376026	.5415091	.5454156	.5493221	.5532286	.5571351	.5610416
.011	.5026885	.5065950	.5105015	.5144080	.5183145	.5222210	.5261275	.5300340	.5339405	.5378470	.5417535	.5456600	.5495665	.5534730	.5573795	.5612860
.012	.5029329	.5068394	.5107459	.5146524	.5185589	.5224654	.5263719	.5302784	.5341849	.5380914	.5419979	.5459044	.5498109	.5537174	.5576239	.5615304
.013	.5031773	.5070838	.5109903	.5148968	.5188033	.5227098	.5266163	.5305228	.5344293	.5383358	.5422423	.5461488	.5500553	.5539618	.5578683	.5617748
.014	.5034217	.5073282	.5112347	.5151412	.5190477	.5229542	.5268607	.5307672	.5346737	.5385802	.5424867	.5463932	.5502997	.5542062	.5581127	.5620192
.015	.5036661	.5075726	.5114791	.5153856	.5192921	.5231986	.5271051	.5310116	.5349181	.5388246	.5427311	.5466376	.5505441	.5544506	.5583571	.5622636
.016	.5039105	.5078170	.5117235	.5156300	.5195365	.5234430	.5273495	.5312560	.5351625	.5390690	.5429755	.5468820	.5507885	.5546950	.5586015	.5625080
.017	.5041549	.5080614	.5119679	.5158744	.5197809	.5236874	.5275939	.5314994	.5354059	.5393124	.5432189	.5471254	.5510319	.5549384	.5588449	.5627514
.018	.5043993	.5083058	.5122123	.5161188	.5200253	.5239318	.5278383	.5317448	.5356513	.5395578	.5434643	.5473708	.5512773	.5551838	.5590903	.5629968
.019	.5046437	.5085502	.5124567	.5163632	.5202697	.5241762	.5280827	.5319892	.5358957	.5398022	.5437087	.5476152	.5515217	.5554282	.5593347	.5632412
.020	.5048881	.5087946	.5127011	.5166076	.5205141	.5244206	.5283271	.5322336	.5361401	.5400466	.5439531	.5478596	.5517661	.5556726	.5595791	.5634856
.021	.5051325	.5090390	.5129455	.5168520	.5207585	.5246650	.5285715	.5324780	.5363845	.5402910	.5441975	.5481040	.5520105	.5559170	.5598235	.5637300
.022	.5053769	.5092834	.5131899	.5170964	.5210029	.5249094	.5288159	.5327224	.5366289	.5405354	.5444419	.5483484	.5522549	.5561614	.5600679	.5639744
.023	.5056213	.5095278	.5134343	.5173408	.5212473	.5251538	.5290603	.5329668	.5368733	.5407798	.5446863	.5485928	.5524993	.5564058	.5603123	.5642188
.024	.5058657	.5097722	.5136787	.5175852	.5214917	.5253982	.5293047	.5332112	.5371177	.5410242	.5449307	.5488372	.5527437	.5566502	.5605567	.5644632
.025	.5061101	.5100166	.5139231	.5178296	.5217361	.5256426	.5295491	.5334556	.5373621	.5412686	.5451751	.5490816	.5529881	.5568946	.5608011	.5647076
.026	.5063545	.5102610	.5141675	.5180740	.5219805	.5258870	.5297935	.5337000	.5376065	.5415130	.5454195	.5493260	.5532325	.5571390	.5610455	.5649520
.027	.5065989	.5105054	.5144119	.5183184	.5222249	.5261314	.5300379	.5339444	.5378509	.5417574	.5456639	.5495704	.5534769	.5573834	.5612899	.5651964
.028	.5068433	.5107498	.5146563	.5185628	.5224693	.5263758	.5302823	.5341888	.5380953	.5419018	.5458083	.5497148	.5536213	.5575278	.5614343	.5653408
.029	.5070877	.5109942	.5149007	.5188072	.5227137	.5266202	.5305267	.5344332	.5383397	.5422462	.5461527	.5500592	.5539657	.5578722	.5617787	.5656852
.030	.5073321	.5112386	.5151451	.5190516	.5229581	.5268646	.5307711	.5346776	.5385841	.5424906	.5463971	.5503036	.5542101	.5581166	.5620231	.5659296
.031	.5075765	.5114830	.5153895	.5192960	.5232025	.5271090	.5310155	.5349220	.5388285	.5427350	.5466415	.5505480	.5544545	.5583610	.5622675	.5661740
.032	.5078209	.5117274	.5156339	.5195404	.5234469	.5273534	.5312599	.5351664	.5390729	.5429794	.5468859	.5507924	.5546989	.5586054	.5625119	.5664184
.033	.5080653	.5119718	.5158783	.5197848	.5236913	.5275978	.5315043	.5354108	.5393173	.5432238	.5471303	.5510368	.5549433	.5588498	.5627563	.5666628
.034	.5083097	.5122162	.5161227	.5200292	.5239357	.5278422	.5317487	.5356552	.5395617	.5434682	.5473747	.5512812	.5551877	.5590942	.5630007	.5669072
.035	.5085541	.5124606	.5163671	.5202736	.5241801	.5280866	.5319931	.5358996	.5398061	.5437126	.5476191	.5515256	.5554321	.5593386	.5632451	.5671516
.036	.5087985	.5127050	.5166115	.5205180	.5244245	.5283310	.5322375	.5361440	.5400505	.5439570	.5478635	.5517700	.5556765	.5595830	.5634895	.5673960
.037	.5090429	.5129494	.5168559	.5207624	.5246689	.5285754	.5324819	.5363884	.5402949	.5442014	.5481079	.5520144	.5559209	.5598274	.5637339	.5676404
.038	.5092873	.5131938	.5171003	.5210068	.5249133	.5288198	.5327263	.5366328	.5405393	.5444458	.5483523	.5522588	.5561653	.5600718	.5639783	.5678848
.039	.5095317	.5134382	.5173447	.5212512	.5251577	.5290642	.5329707	.5368772	.5407837	.5446902	.5485967	.5525032	.5564097	.5603162	.5642227	.5681292
.040	.5097761	.5136826	.5175891	.5214956	.5254021	.5293086	.5332151	.5371216	.5410281	.5449346	.5488411	.5527476	.5566541	.5605606	.5644671	.5683736
.041	.5100205	.5139270	.5178335	.5217400	.5256465	.5295530	.5334595	.5373660	.5412725	.5451790	.5490855	.5529920	.5568985	.5608050	.5647115	.5686180
.042	.5102649	.5141714	.5180779	.5219844	.5258909	.5297974	.5337039	.5376104	.5415169	.5454234	.5493299	.5532364	.5571429	.5610494	.5649559	.5688624
.043	.5105093	.5144158	.5183223	.5222288	.5261353	.5300418	.5339483	.5378548	.5417613	.5456678	.5495743	.5534808	.5573873	.5612938	.5652003	.5691068
.044	.5107537	.5146602	.5185667	.5224732	.5263797	.5302862	.5341927	.5380992	.5420057	.5459122	.5498187	.5537252	.5576317	.5615382	.5654447	.5693512
.045	.5110000	.5149065	.5188130	.5227195	.5266260	.5305325	.5344390	.5383455	.5422520	.5461585	.5500650	.5539715	.5578780	.5617845	.5656910	.5695975
.046	.5112444	.5151509	.5190574	.5229639	.5268704	.5307769	.5346834	.5385899	.5424964	.5464029	.5503094	.5542159	.5581224	.5620289	.5659354	.5698419
.047	.5114888	.5153953	.5193018	.5232083	.5271148	.5310213	.5349278	.5388343	.5427408	.5466473	.5505538	.5544603	.5583668	.5622733	.5661798	.5700863
.048	.5117332	.5156397	.5195462	.5234527	.5273592	.5312657	.5351722	.5390787	.5429852	.5468917	.5507982	.5547047	.5586112	.5625177	.5664242	.5703307
.049	.5119776	.5158841	.5197906	.5236971	.5276036	.5315101	.5354166	.5393231	.5432296	.5471361	.5510426	.5549491	.5588556	.5627621	.5666686	.5705751
.050	.5122220	.5161285	.5200350	.5239415	.5278480	.5317545	.5356610	.5395675	.5434740	.5473805	.5512870	.5551935	.5591000	.5630065	.5669130	.5708195
.051	.5124664	.5163729	.5202794	.5241859	.5280924	.5320000	.5359065	.5398130	.5437195	.5476260	.5515325	.5554390	.5593455	.5632520	.5671585	.5710650
.052	.5127108	.5166173	.5205238	.5244303	.5283368	.5322433	.5361498	.5400563	.5439628	.5478693	.5517758	.5556823	.5595888	.5634953	.5674018	.5713083
.053	.5129552	.5168617	.5207682	.5246747	.5285812	.5324877	.5363942	.5403007	.5442072	.5481137	.5520202	.5559267	.5598332	.5637397	.5676462	.5715527
.054	.5131997	.5171062	.5210													

Decimal to Hexadecimal Conversion Information (cont'd)

	C0	C1	C2	C3	C4	C5	C6	C7	C8	C9	CA	CB	CC	CD	CE	CF
.000	7500000	75390625	75781250	76171875	76562500	76953125	77343750	77734375	78125000	78515625	78906250	79296875	79687500	80078125	80468750	80859375
.001	75024414	75115039	75205664	75296289	75386914	75477539	75568164	75658789	75749414	75840039	75930664	76021289	76111914	76202539	76293164	76383789
.002	75048288	75439453	75830618	76221783	76612948	77004113	77395278	77786443	78177608	78568773	78959938	79351103	79742268	80133433	80524598	80915763
.003	75072142	75463307	75854472	76245637	76636802	77027967	77419132	77810297	78201462	78592627	78983792	79374957	79766122	80157287	80548452	80939617
.004	75095976	75487141	75878306	76269471	76660636	77051801	77442966	77834131	78225296	78616461	79007626	79398791	79789956	80181121	80572286	80963451
.005	75120000	75511165	75902330	76293495	76684660	77075825	77466990	77858155	78249320	78640485	79031650	79422815	79813980	80205145	80596310	80987475
.006	75144848	75536013	75927178	76318343	76709508	77100673	77491838	77883003	78274168	78665333	79056498	79447663	79838828	80229993	80621158	81012323
.007	75170938	75562103	75953268	76344433	76735598	77126763	77517928	77909093	78300258	78691423	79082588	79473753	79864918	80256083	80647248	81038413
.008	75197313	75588478	75979643	76370808	76761973	77153138	77544303	77935468	78326633	78717798	79108963	79500128	79891293	80282458	80673623	81064788
.009	75224127	75615292	76006457	76397622	76788787	77179952	77571117	77962282	78353447	78744612	79135777	79526942	79918107	80309272	80700437	81091602
.00A	75251141	75642306	76033471	76424636	76815801	77206966	77598131	77989296	78380461	78771626	79162791	79553956	79945121	80336286	80727451	81118616
.00B	75278355	75669520	76060685	76451850	76843015	77234180	77625345	78016510	78407675	78798840	79190005	79581170	79972335	80363500	80754665	81145830
.00C	75305729	75696894	76088059	76479224	76870389	77261554	77652719	78043884	78435049	78826214	79217379	79608544	80000000	80391165	80782330	81173495
.00D	75333383	75724548	76115713	76506878	76898043	77289208	77680373	78071538	78462703	78853868	79245033	79636198	80027363	80418528	80809693	81200858
.00E	75361197	75752362	76143527	76534692	76925857	77317022	77708187	78099352	78490517	78881682	79272847	79664012	80055177	80446342	80837507	81228672
.00F	75389611	75780776	76171941	76563106	76954271	77345436	77736601	78127766	78518931	78910096	79301261	79692426	80083591	80474756	80865921	81257086
.000	D0	D1	D2	D3	D4	D5	D6	D7	D8	D9	DA	DB	DC	DD	DE	DF
.000	81250000	81640625	82031250	82421875	82812500	83203125	83593750	83984375	84375000	84765625	85156250	85546875	85937500	86328125	86718750	87109375
.001	81274414	81665039	82055664	82446289	82836914	83227539	83618164	84008789	84399414	84790039	85180664	85571289	85961914	86352539	86743164	87133789
.002	81298828	81689453	82080078	82470703	82861328	83251953	83642578	84033203	84423828	84814453	85205078	85595703	85986328	86376953	86767578	87158203
.003	81323242	81713867	82104492	82495117	82885742	83276367	83666992	84057617	84448242	84838867	85229492	85620117	86010742	86401367	86791992	87182617
.004	81347656	81738281	82128906	82519531	82910156	83300781	83691406	84082031	84472656	84863281	85253906	85644531	86035156	86425781	86816406	87207031
.005	81372070	81762695	82153320	82543945	82934570	83325195	83715820	84106445	84497070	84887695	85278320	85668945	86059570	86450195	86840820	87231445
.006	81396484	81787109	82177734	82568359	82958984	83349609	83740234	84130859	84521484	84912109	85302734	85693359	86083984	86474609	86865234	87255859
.007	81420898	81811523	82202148	82592773	82983398	83374023	83764648	84155273	84545898	84936523	85327148	85717773	86108398	86499023	86889648	87280273
.008	81445313	81835938	82226563	82617188	83007813	83398438	83789063	84179688	84570313	84960938	85351563	85742188	86132813	86523438	86914063	87304688
.009	81469727	81860352	82250977	82641602	83032227	83422852	83813477	84204102	84594727	84985352	85375977	85766602	86157227	86547852	86938477	87329102
.00A	81494141	81884766	82275391	82666016	83056641	83447266	83837891	84228516	84619141	85009766	85400391	85791016	86181641	86572266	86962891	87353516
.00B	81518555	81909180	82299805	82690430	83081055	83471680	83862305	84252930	84643555	85034180	85424805	85815430	86206055	86596680	86987305	87377930
.00C	81542969	81933594	82324219	82714844	83105469	83496094	83886719	84277344	84667969	85058594	85449219	85839844	86230469	86621094	87011719	87402344
.00D	81567383	81958008	82348633	82739258	83129883	83520508	83911133	84301758	84692383	85083008	85473633	85864258	86254883	86645508	87036133	87426758
.00E	81591797	81982422	82373047	82763672	83154297	83544922	83935547	84326172	84716797	85107422	85498047	85888672	86279297	86669922	87060547	87451172
.00F	81616211	82006836	82397461	82788086	83178711	83569336	83959961	84350586	84741211	85131836	85522461	85913086	86303711	86694336	87084961	87475586
.000	E0	E1	E2	E3	E4	E5	E6	E7	E8	E9	EA	EB	EC	ED	EE	EF
.000	87500000	87890625	88281250	88671875	89062500	89453125	89843750	90234375	90625000	91015625	91406250	91796875	92187500	92578125	92968750	93359375
.001	87524414	87915039	88305664	88696289	89086914	89477539	89868164	90258789	90649414	91040039	91430664	91821289	92211914	92602539	92993164	93383789
.002	87548828	87939453	88330078	88720703	89111328	89501953	89892578	90283203	90673828	91064453	91455078	91845703	92236328	92626953	93017578	93408203
.003	87573242	87963867	88354492	88745117	89135742	89526367	89916992	90307617	90698242	91088867	91479492	91870117	92260742	92651367	93041992	93432617
.004	87597656	87988281	88378906	88769531	89160156	89550781	89941406	90332031	90722656	91113281	91503906	91894531	92285156	92675781	93066406	93457031
.005	87622070	88012695	88403320	88793945	89184570	89575195	89965820	90356445	90747070	91137695	91528320	91918945	92309570	92700195	93090820	93481445
.006	87646484	88037109	88427734	88818359	89208984	89599609	89990234	90380859	90771484	91162109	91552734	91943359	92333984	92724609	93115234	93505859
.007	87670898	88061523	88452148	88842773	89233398	89624023	90014648	90405273	90795898	91186523	91577148	91967773	92358398	92749023	93139648	93530273
.008	87695313	88085938	88476563	88867188	89257813	89648438	90039063	90429688	90820313	91210938	91601563	91992188	92382813	92773438	93164063	93554688
.009	87719727	88110352	88500977	88891602	89282227	89672852	90063477	90454102	90844727	91235352	91625977	92016602	92407227	92797852	93188477	93579102
.00A	87744141	88134766	88525391	88916016	89306641	89697266	90087891	90478516	90869141	91259766	91650391	92041016	92431641	92822266	93212891	93603516
.00B	87768555	88159180	88549805	88940430	89331055	89721680	90112305	90502930	90893555	91284180	91674805	92065430	92456055	92846680	93237305	93627930
.00C	87792969	88183594	88574219	88964844	89355469	89746094	90136719	90527344	90917969	91308594	91699219	92089844	92480469	92871094	93261719	93652344
.00D	87817383	88208008	88598633	88989258	89379883	89770508	90161133	90551758	90942383	91333008	91723633	92114258	92504883	92895508	93286133	93676758
.00E	87841797	88232422	88623047	89013672	89404297	89794922	90185547	90576172	90966797	91357422	91748047	92138672	92529297	92919922	93310547	93701172
.00F	87866211	88256836	88647461	89038086	89428711	89819336	90209961	90600586	90991211	91381836	91772461	92163086	92553711	92944336	93334961	93725586
.000	F0	F1	F2	F3	F4	F5	F6	F7	F8	F9	FA	FB	FC	FD	FE	FF
.000	93750000	94140625	94531250	94921875	95312500	95703125	96093750	96484375	96875000	97265625	97656250	98046875	98437500	98828125	99218750	99609375
.001	93774414	94165039	94555664	94946289	95336914	95727539	96118164	96508789	96899414	97290039	97680664	98071289	98461914	98852539	99243164	99633789
.002	93798828	94189453	94580078	94970703	95361328	95751953	96142578	96533203	96923828	97314453	97705078	98095703	98486328	98876953	99267578	99658203
.003	93823242	94213867	94604492	94995117	95385742	95776367	96166992	96557617	96948242	97338867	97729492	98120117	98510742	98901367	99291992	99682617
.004	93847656	94238281	94628906	95019531	95410156	95800781	96191406	96582031	96972656	97363281	97753906	98144531	98535156	98925781	99316406	99707031
.005	93872070	94262695	94653320	95043945	95434570	95825195	96215820	96606445	96997070	97						

Decimal to Hexadecimal Conversion Information (cont'd)

	C0	C1	C2	C3	C4	C5	C6	C7	C8	C9	CA	CB	CC	CD	CE	CF
.000	7500000	75390625	75781250	76171875	76562500	76953125	77343750	77734375	78125000	78515625	78906250	79296875	79687500	80078125	80468750	80859375
.001	75024414	75115039	75205664	75296289	75386914	75477539	75568164	75658789	75749414	75840039	75930664	76021289	76111914	76202539	76293164	76383789
.002	75048288	75439453	75830618	76221783	76612948	77004113	77395278	77786443	78177608	78568773	78959938	79351103	79742268	80133433	80524598	80915763
.003	75072142	75463307	75854472	76245637	76636802	77027967	77419132	77810297	78201462	78592627	78983792	79374957	79766122	80157287	80548452	80939617
.004	75095976	75487141	75878306	76269471	76660636	77051801	77442966	77834131	78225296	78616461	79007626	79398791	79789956	80181121	80572286	80963451
.005	75120000	75511165	75902330	76293495	76684660	77075825	77466990	77858155	78249320	78640485	79031650	79422815	79813980	80205145	80596310	80987475
.006	75146484	75537649	75928814	76320000	76711165	77102330	77493495	77884660	78275825	78666990	79058155	79449320	79840485	80231650	80622815	81013980
.007	75170938	75562103	75953268	76344454	76735619	77126784	77517949	77909114	78300279	78691444	79082609	79473774	79864939	80256104	80647269	81038434
.008	75195393	75586558	75977723	76369009	76760174	77151339	77542504	77933669	78324834	78715999	79107164	79498329	79889494	80280659	80671824	81062989
.009	75219727	75610892	76002057	76393243	76784408	77175573	77566738	77957903	78349068	78740233	79131398	79522563	79913728	80304893	80696058	81087223
.00A	75244141	75635306	76026471	76417636	76808801	77200000	77591165	77982330	78373495	78764660	79155825	79546990	79938155	80329320	80720485	81111650
.00B	75268555	75659720	76050885	76442100	76833265	77224430	77615595	78006760	78397925	78789090	79180255	79571420	79962585	80353750	80744915	81136080
.00C	75292969	75684134	76075299	76466514	76857679	77248844	77640009	78031174	78422339	78813504	79204669	79595834	79986999	80378164	80769329	81160494
.00D	75317383	75708548	76099713	76490928	76882093	77273258	77664423	78055588	78446753	78837918	79229083	79620248	80011413	80402578	80793743	81184908
.00E	75341797	75732962	76124127	76515292	76906457	77297622	77688787	78079952	78471117	78862282	79253447	79644612	80035777	80426942	80818107	81209272
.00F	75366211	75757376	76148541	76539706	76930871	77322036	77713201	78104366	78495531	78886696	79277861	79669026	80060191	80451356	80842521	81233686
	D0	D1	D2	D3	D4	D5	D6	D7	D8	D9	DA	DB	DC	DD	DE	DF
.000	81250000	81640625	82031250	82421875	82812500	83203125	83593750	83984375	84375000	84765625	85156250	85546875	85937500	86328125	86718750	87109375
.001	81274414	81665039	82055664	82446289	82836914	83227539	83618164	84008789	84399414	84790039	85180664	85571289	85961914	86352539	86743164	87133789
.002	81298828	81689453	82080078	82470703	82861328	83251953	83642578	84033203	84423828	84814453	85205078	85595703	85986328	86376953	86767578	87158203
.003	81323242	81713867	82104492	82495117	82885742	83276367	83666992	84057617	84448242	84838867	85229492	85620117	86010742	86401367	86791992	87182617
.004	81347656	81738281	82128906	82519531	82910156	83300781	83691406	84082031	84472656	84863281	85253906	85644531	86035156	86425781	86816406	87207031
.005	81372070	81762695	82153320	82543945	82934570	83325195	83715820	84106445	84497070	84887695	85278320	85668945	86059570	86450195	86840820	87231445
.006	81396484	81787109	82177734	82568359	82958984	83349609	83740234	84130859	84521484	84912109	85302734	85693359	86083984	86474609	86865234	87255859
.007	81420898	81811523	82202148	82592773	82983398	83374023	83764648	84155273	84545898	84936523	85327148	85717773	86108398	86499023	86889648	87280273
.008	81445313	81835938	82226563	82617188	83007813	83398438	83789063	84179688	84570313	84960938	85351563	85742188	86132813	86523438	86914063	87304688
.009	81469727	81860352	82250977	82641602	83032227	83422852	83813477	84204102	84594727	84985352	85375977	85766602	86157227	86547852	86938477	87329102
.00A	81494141	81884766	82275391	82666016	83056641	83447266	83837891	84228516	84619141	85009766	85400391	85791016	86181641	86572266	86962891	87353516
.00B	81518555	81909180	82299805	82690430	83081055	83471680	83862305	84252930	84643555	85034180	85424805	85815430	86206055	86596680	86987305	87377930
.00C	81542969	81933594	82324219	82714844	83105469	83496094	83886719	84277344	84667969	85058594	85449219	85839844	86230469	86621094	87011719	87402344
.00D	81567383	81958008	82348633	82739258	83129883	83520508	83911133	84301758	84692383	85083008	85473633	85864258	86254883	86645508	87036133	87426758
.00E	81591797	81982422	82373047	82763672	83154297	83544922	83935547	84326172	84716797	85107422	85498047	85888672	86279297	86669922	87060547	87451172
.00F	81616211	82006836	82397461	82788086	83178711	83569336	83959961	84350586	84741211	85131836	85522461	85913086	86303711	86694336	87084961	87475586
	E0	E1	E2	E3	E4	E5	E6	E7	E8	E9	EA	EB	EC	ED	EE	EF
.000	87500000	87890625	88281250	88671875	89062500	89453125	89843750	90234375	90625000	91015625	91406250	91796875	92187500	92578125	92968750	93359375
.001	87524414	87915039	88305664	88696289	89086914	89477539	89868164	90258789	90649414	91040039	91430664	91821289	92211914	92602539	92993164	93383789
.002	87548828	87939453	88330078	88720703	89111328	89501953	89892578	90283203	90673828	91064453	91455078	91845703	92236328	92626953	93017578	93408203
.003	87573242	87963867	88354492	88745117	89135742	89526367	89916992	90307617	90698242	91088867	91479492	91870117	92260742	92651367	93041992	93432617
.004	87597656	87988281	88378906	88769531	89160156	89550781	89941406	90332031	90722656	91113281	91503906	91894531	92285156	92675781	93066406	93457031
.005	87622070	88012695	88403320	88793945	89184570	89575195	89965820	90356445	90747070	91137695	91528320	91918945	92309570	92700195	93090820	93481445
.006	87646484	88037109	88427734	88818359	89208984	89599609	89990234	90380859	90771484	91162109	91552734	91943359	92333984	92724609	93115234	93505859
.007	87670898	88061523	88452148	88842773	89233398	89624023	90014648	90405273	90795898	91186523	91577148	91967773	92358398	92749023	93139648	93530273
.008	87695313	88085938	88476563	88867188	89257813	89648438	90039063	90429688	90820313	91210938	91601563	91992188	92382813	92773438	93164063	93554688
.009	87719727	88110352	88500977	88891602	89282227	89672852	90063477	90454102	90844727	91235352	91625977	92016602	92407227	92797852	93188477	93579102
.00A	87744141	88134766	88525391	88916016	89306641	89697266	90087891	90478516	90869141	91259766	91650391	92041016	92431641	92822266	93212891	93603516
.00B	87768555	88159180	88549805	88940430	89331055	89721680	90112305	90502930	90893555	91284180	91674805	92065430	92456055	92846680	93237305	93627930
.00C	87792969	88183594	88574219	88964844	89355469	89746094	90136719	90527344	90917969	91308594	91699219	92089844	92480469	92871094	93261719	93652344
.00D	87817383	88208008	88598633	88989258	89379883	89770508	90161133	90551758	90942383	91333008	91723633	92114258	92504883	92895508	93286133	93676758
.00E	87841797	88232422	88623047	89013672	89404297	89794922	90185547	90576172	90966797	91357422	91748047	92138672	92529297	92919922	93310547	93701172
.00F	87866211	88256836	88647461	89038086	89428711	89819336	90209961	90600586	90991211	91381836	91772461	92163086	92553711	92944336	93334961	93725586
	F0	F1	F2	F3	F4	F5	F6	F7	F8	F9	FA	FB	FC	FD	FE	FF
.000	93750000	94140625	94531250	94921875	95312500	95703125	96093750	96484375	96875000	97265625	97656250	98046875	98437500	98828125	99218750	99609375
.001	93774414	94165039														

Extended Binary Coded Decimal Interchange Code (EBCDIC)

Extended Binary-Coded-Decimal Interchange Code (EBCDIC)

The following 256-position table, outlined by the heavy black lines, shows the graphic characters and control character representations for EBCDIC. The bit-position numbers, bit patterns, hexadecimal representations and card hole patterns for these and other possible EBCDIC characters are also shown.

To find the card hole patterns for most characters, partition the 256-position table into four blocks as follows:

1	3
2	4

Block 1: Zone punches at top of table;
digit punches at left

Block 2: Zone punches at bottom of table;
digit punches at left

Block 3: Zone punches at top of table;
digit punches at right

Block 4: Zone punches at bottom of table;
digit punches as right

Fifteen positions in the table are exceptions to the above arrangement. These positions are indicated by small numbers in the upper right corners of their boxes in the table. The card hole patterns for these positions are given at the bottom of the table. Bit-position numbers, bit patterns, and hexadecimal representations for these positions are found in the usual manner.

Following are some examples of the use of the EBCDIC chart:

Character	Type	Bit Pattern	Hex	Hole Pattern	
				Zone Punches	Digit Punches
PF	Control Character	00 00 0100	04	12 - 9 - 4	
%	Special Graphic	01 10 1100	6C	0 - 8 - 4	
R	Upper Case	11 01 1001	D9	11 - 9	
a	Lower Case	10 00 0001	81	12 - 0 - 1	
	Control Character, function not yet assigned	00 11 0000	30	12 - 11 - 0 - 9 - 8 - 1	

Bit Positions
01 23 4567

Extended Binary Coded Decimal Interchange Code (EBCDIC) (cont'd)

		00				01				10				11					
		00	01	10	11	00	01	10	11	00	01	10	11	00	01	10	11		
		0	1	2	3	4	5	6	7	8	9	A	B	C	D	E	F		
		12				12	12	12	12	12	12	12	12	12	12				
		11				11	11	11	11	11	11	11	11	11	11				
		0				0	0	0	0	0	0	0	0	0	0				
		9	9	9	9	9	9	9	9	9	9	9	9	9	9	9	9		
Bit Positions 4, 5, 6, 7	Second Hexadecimal Digit	Digit Punched																Bit Positions 0,1	
		Zone Punched																Bit Positions 2,3	
		Digit Punched																First Hexadecimal Digit	
0000	0	8-1	NUL	DLE	DS	④	SP	&	-	⑧					⑨	⑩	⑪	⑫	8-1
0001	1	1	SOH	DC1	SOS					⑬	a	j			A	J	⑭	1	1
0010	2	2	STX	DC2	FS	SYN					b	k	s		B	K	S	2	2
0011	3	3	ETX	TM							c	l	t		C	L	T	3	3
0100	4	4	PF	RES	BYP	PN					d	m	u		D	M	U	4	4
0101	5	5	HT	NL	LF	RS					e	n	v		E	N	V	5	5
0110	6	6	LC	BS	ETB	UC					f	o	w		F	O	W	6	6
0111	7	7	DEL	IL	ESC	EOT					g	p	x		G	P	X	7	7
1000	8	8		CAN							h	q	y		H	Q	Y	8	8
1001	9	8-1		EM							i	r	z		I	R	Z	9	9
1010	A	8-2	SMM	CC	SM	¢	¡	⑮	:										8-2
1011	B	8-3	VT	CU1	CU2	CU3	\$,	#										8-3
1100	C	8-4	FF	IFS		DC4	<	*	%	@									8-4
1101	D	8-5	CR	IGS	ENQ	NAK	()	_	'									8-5
1110	E	8-6	SO	IRS	ACK		+	;	>	=									8-6
1111	F	8-7	SI	IUS	BEL	SUB	¡	¿	"										8-7
						12					12	12	12	12	12			12	
						11					11	11	11	11	11	11	11	11	
						0					0	0	0	0	0	0	0	0	
						9	9	9	9	9	9	9	9	9	9	9	9	9	

Card Hole Patterns

- ① 12-0-9-8-1
- ② 12-11-9-8-1
- ③ 11-0-9-8-1
- ④ 12-11-0-9-8-1
- ⑤ No Punches
- ⑥ 12
- ⑦ 11
- ⑧ 12-11-0
- ⑨ 12-0
- ⑩ 11-0
- ⑪ 0-8-2
- ⑫ 0
- ⑬ 0-1
- ⑭ 11-0-9-1
- ⑮ 12-11

Control Character Representations

ACK	Acknowledge	EOT	End of Transmission	PF	Punch Off
BEL	Bell	ESC	Escape	PN	Punch On
BS	Backspace	ETB	End of Transmission Block	RES	Restore
BYP	Bypass	ETX	End of Text	RS	Reader Stop
CAN	Cancel	FF	Form Feed	SI	Shift In
CC	Cursor Control	FS	Field Separator	SM	Set Mode
CR	Carriage Return	HT	Horizontal Tab	SMM	Start of Manual Message
CU1	Customer Use 1	IFS	Interchange File Separator	SO	Shift Out
CU2	Customer Use 2	IGS	Interchange Group Separator	SOS	Start of Significance
CU3	Customer Use 3	IL	Idle	SOH	Start of Heading
DC1	Device Control 1	IRS	Interchange Record Separator	SP	Space
DC2	Device Control 2	IUS	Interchange Unit Separator	STX	Start of Text
DC4	Device Control 4	LC	Lower Case	SUB	Substitute
DEL	Delete	LF	Line Feed	SYN	Synchronous Idle
DLE	Data Link Escape	NAK	Negative Acknowledge	TM	Tape Mark
DS	Digit Select	NL	New Line	UC	Upper Case
EM	End of Medium	NUL	Null	VT	Vertical Tab
ENQ	Enquiry				

Special Graphic Characters

¢	Cent Sign	-	Minus Sign, Hyphen
.	Period, Decimal Point	/	Slash
<	Less-than Sign	,	Comma
(Left Parenthesis	%	Percent
+	Plus Sign	~	Underscore
	Logical OR	>	Greater-than Sign
&	Amperand	?	Question Mark
!	Exclamation Point	:	Colon
\$	Dollar Sign	#	Number Sign
*	Asterisk	@	At Sign
)	Right Parenthesis	'	Prime, Apostrophe
;	Semicolon	=	Equal Sign
¡	Logical NOT	"	Quotation Mark

Extended Binary Coded Decimal Interchange Code (EBCDIC) (cont'd)

		00				01				10				11									
		00	01	10	11	00	01	10	11	00	01	10	11	00	01	10	11						
		0	1	2	3	4	5	6	7	8	9	A	B	C	D	E	F						
		12				12	12	12	12	12	12	12	12	12	12								
		11				11	11	11	11	11	11	11	11	11	11								
		0				0	0	0	0	0	0	0	0	0	0								
		9	9	9	9	9	9	9	9	9	9	9	9	9	9	9	9						
Bit Positions 4, 5, 6, 7	Second Hexadecimal Digit	Digit Punched																Bit Positions 0,1					
		Zone Punched																Bit Positions 2,3					
		Digit Punched																First Hexadecimal Digit					
0000	0	8-1	NUL	DLE	DS	SP	&	-										9	10	11	12	8-1	
0001	1	1	SOH	DC1	SOS					a	j			A	J							1	1
0010	2	2	STX	DC2	FS	SYN				b	k	s		B	K	S	2	2				2	2
0011	3	3	ETX	TM						c	l	t		C	L	T	3	3				3	3
0100	4	4	PF	RES	BYP	PN				d	m	u		D	M	U	4	4				4	4
0101	5	5	HT	NL	LF	RS				e	n	v		E	N	V	5	5				5	5
0110	6	6	LC	BS	ETB	UC				f	o	w		F	O	W	6	6				6	6
0111	7	7	DEL	IL	ESC	EOT				g	p	x		G	P	X	7	7				7	7
1000	8	8		CAN						h	q	y		H	Q	Y	8	8				8	8
1001	9	8-1		EM						i	r	z		I	R	Z	9	9				9	9
1010	A	8-2	SMM	CC	SM		¢	1	15	:													8-2
1011	B	8-3	VT	CU1	CU2	CU3	\$,	#														8-3
1100	C	8-4	FF	IFS			DC1	<	*	%	@												8-4
1101	D	8-5	CR	IGS	ENQ	NAK	()	_	'													8-5
1110	E	8-6	SO	IRS	ACK		+	;	>	=													8-6
1111	F	8-7	SI	IUS	BEL	SUB	1	¬	?	"													8-7
										12	12		12	12	12								
										11	11		11	11	11								
										0	0		0	0	0								
										9	9		9	9	9								

Card Hole Patterns

- ① 12-0-9-8-1
- ② 12-11-9-8-1
- ③ 11-0-9-8-1
- ④ 12-11-0-9-8-1
- ⑤ No Punches
- ⑥ 12
- ⑦ 11
- ⑧ 12-11-0
- ⑨ 12-0
- ⑩ 11-0
- ⑪ 0-8-2
- ⑫ 0
- ⑬ 0-1
- ⑭ 11-0-9-1
- ⑮ 12-11

Control Character Representations

ACK	Acknowledge	EOT	End of Transmission	PF	Punch Off
BEL	Bell	ESC	Escape	PN	Punch On
BS	Backspace	ETB	End of Transmission Block	RES	Restore
BYP	Bypass	ETX	End of Text	RS	Reader Stop
CAN	Cancel	FF	Form Feed	SI	Shift In
CC	Cursor Control	FS	Field Separator	SM	Set Mode
CR	Carriage Return	HT	Horizontal Tab	SMM	Start of Manual Message
CU1	Customer Use 1	IFS	Interchange File Separator	SO	Shift Out
CU2	Customer Use 2	IGS	Interchange Group Separator	SOS	Start of Significance
CU3	Customer Use 3	IL	Idle	SOH	Start of Heading
DC1	Device Control 1	IRS	Interchange Record Separator	SP	Space
DC2	Device Control 2	IUS	Interchange Unit Separator	STX	Start of Text
DC4	Device Control 4	LC	Lower Case	SUB	Substitute
DEL	Delete	LF	Line Feed	SYN	Synchronous Idle
DLE	Data Link Escape	NAK	Negative Acknowledge	TM	Tape Mark
DS	Digit Select	NL	New Line	UC	Upper Case
EM	End of Medium	NUL	Null	VT	Vertical Tab
ENQ	Enquiry				

Special Graphic Characters

¢	Cent Sign	-	Minus Sign, Hyphen
.	Period, Decimal Point	/	Slash
<	Less-than Sign	,	Comma
(Left Parenthesis	%	Percent
+	Plus Sign	~	Underscore
	Logical OR	>	Greater-than Sign
&	Amperand	?	Question Mark
!	Exclamation Point	:	Colon
\$	Dollar Sign	#	Number Sign
*	Asterisk	@	At Sign
)	Right Parenthesis	'	Prime, Apostrophe
;	Semicolon	=	Equal Sign
¬	Logical NOT	"	Quotation Mark

Save Area Format 2-2

Trace Table 2-3

System/370 Operating System Register Usage 2-4

Linkage Register Conventions 2-5

UCB Sense Information 2-6

Device Statistics Table 2-16

Device Allocation for New Data Sets 2-19

Completion Code Summary 2-20

Wait State Codes 2-30

System ENQ/DEQ Names 2-32

How to Find 2-33

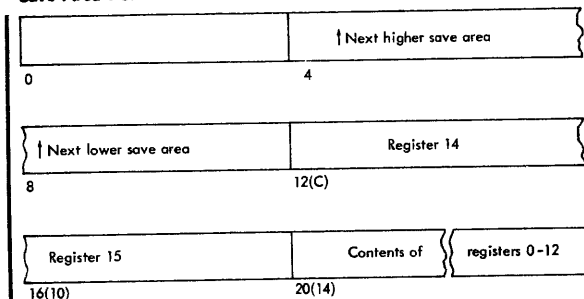
Source Publications

Additional information about linkage registers is in *OS/VS1 Supervisor Services and Macro Instructions*, GC24-5103.

You can obtain additional information about the devices referenced from the publication on the theory of operations or operating procedures. Refer to the *IBM System/360 and System/370 Bibliography*, GA22-6822 for a list of these publications.

You can obtain additional information about completion codes from *OS/VS Message Library: VS1 System Codes*, GC38-1003.

Save Area Format



Bytes 4-7: Pointer to the next higher level save area or, if this is the highest level save area, zeros.

Bytes 8-11(B): Pointer to the next lower level save area or, if this is the lowest level save area, unused.

Bytes 12-15(C-F): Contents of register 14 (optional)

Bytes 16-19(10-13): Contents of register 15 (optional)

Bytes 20-71(14-3F): Contents of registers 0 to 12

Trace Table

HOW TO USE TRACE TABLE

The tracing routine is an optional feature specified during system generation. Inclusion of this routine (and the size of the trace table) is effected by specifying, in the CTRLPROG macro, TRACE= a number greater than zero. The trace routine is disabled when GTF (generalized trace facility) is started and is enabled when GTF is stopped.

The trace routine places entries, each of which is associated with a certain type of event, into a trace table. When the table is filled, the routine overlays old entries with new entries, beginning at the top of the table (the entry having the lowest address).

Location X'14' or location X'54' points to pertinent trace table addresses:

0	3 4	7 8	11
Current Table Entry	Beginning of Trace Table	End of Trace Table +1Byte	

If X'14' is other than X'00', the internal trace table is disabled. (In a stand-alone dump, location X'14' is overlaid. If its content is desired, it should be displayed prior to taking the dump.)

Trace table entries are 18 (decimal) bytes long and represent occurrences of SIO, I/O, SVC, and DSP (task switch) interruptions. The first digit in byte 16 identifies the entry type.

SIO Instruction

CC/Dev	CAW	CSW	3x	
0	4	8	16	17

I/O Interruption

I/O OLD PSW	CSW	2	I/O Addr	
0	8	16	17	

SVC Interruption

SVC OLD PSW	Reg 0	Reg 1	00	SVC No. in Hex
0	8	12	16	17

Task Switch

Dispatched PSW	NEW TCB	OLD TCB	1x	
0	8	12	16	17

Register Usage - How to Find

SYSTEM/370 OPERATING SYSTEM REGISTER USAGE

<u>General Register</u>	<u>Supervisor</u>	<u>IOS</u>	<u>Open/Close/EOV</u>	<u>Fetch, Link, XCTL, Load</u>
0		@TCB	Work/Par	
1		@RQE	Work/Par	
2		@IOB	DCB/ACB	@Linkor's RB
3	@CVT	@DEB	Base	@CVT
4	@TCB	@DCB	@Work Area	@TCB
5	@RB	Base	@Par List	@SVRB
6	@SVC	Unit Addr	@WTG	@Work
7		@UCB	@Curr Par	Base
8		Base	@Curr WTG	Return
9		Char	@TIOT	Branch
10		Work	@UCB	@Linkee's RB
11		Work		@Work
12		Work/Link		@Linkee's Name
13		Log Ch Wd		
14	@T1 Exit	Link		
15		Appn Base		

Note: Reg 2 does not always point to the DCB/ACB for OPEN/CLOSE/EOV. (Work register for DADSM and CATALOG.)

<u>Symbol</u>	<u>Save Sequence</u>	<u>User</u>
IORGSAV	2-9	IO FLIH
PDSAV	10-1	IO FLIH and Ext FLIH
PISAV	10-9	PC FLIH
SVCSAV	0-15	SVC FLIH
IEAEXSAV	2-9	EXT FLIH

HOW TO FIND

IORGSAV: Location 7D (address portion of I/O new PSW) contains the address of I/O FLIH. The two-byte ADCON of IORGSAV is located 10 bytes from the entry point.

PDSAV: IORGSAV + 20 (hex).

PISAV: IORGSAV + 40 (hex).

IEAEXSAV: IORGSAV.

SVCSAV: IORGSAV + 90 (hex).

DSPPSW: (Dispatch Resume PSW) SVCSAV + 40 (hex).

TCBSAV: (Registers saved and restored for dispatch in TCB) Saved Reg. 10 through Reg. 9 in TCB + 30 (hex).

Linkage Register Conventions

Linkage	Register	Conventions
Reg		Use
0		Passes parameters to the control program or the called program. Parameter type depends on macro type.
1		Passes parameters or the address of a parameter list to the control program, or passes parameters to the called program. Parameter type depends on macro type.
2-12		Work registers: not changed by the control program.
13		Passes the address of the register save area provided by the calling program.
14		Passes the return address to the calling program or the control program.
15		Contains the entry-point address, the address of a parameter list as the result of using certain macros, or the return code.

UCB Sense Information

BYTE 0

DEVICE \ BIT	0	1	2	3	4	5	6	7	
1052	CMD REJ	INT REQ	BUS OUT	EQ CHK					
1287	CMD REJ	INT REQ	BUS OUT	EQ CHK	DATA CHK	OVER-RUN	NON RCVY	KYBD CORR	
1288	CMD REJ	INT REQ	BUS OUT	EQ CHK	DATA CHK	OVER-RUN	NON RCVY		
1403	CMD REJ	INT REQ	BUS OUT	EQ CHK	DATA CHK	STR PTY ERR	CH 9		
1443					TYPE BAR	TYPE BAR			
1442, 2501, 2520, 2596	CMD REJ	INT REQ	BUS OUT	EQ CHK	DATA CHK	OVER-RUN			
1419/1275 PCU	CMD REJ	INT REQ	BUS OUT		DATA CHK	OVER-RUN	AUTO SELECT		
1419/1275 SCU	CMD REJ	INT REQ	BUS OUT CHK		DATA CHK	OVER-RUN	AUTO SELECT		
2250	CMD REJ	INT REQ	BUS OUT	EQ CHK	DATA CHK	OVER-RUN	BUFFER RUNNING		
2260	CMD REJ	INT REQ	BUS OUT	EQ CHK					
2305	CMD REJ	INT REQ	BUS OUT	EQ CHK	DATA CHK	OVER-RUN			
2314, 2319	CMD REJ	INT REQ	BUS OUT	EQ CHK	DATA CHK	OVER-RUN	TRK COND CHK	SEEK CHK	
2400	CMD REJ	INT REQ	BUS OUT	EQ CHK	DATA CHK	OVER-RUN	WRD CNT ZERO	DATA CNVT CHK	
2495	CMD REJ	INT REQ	BUS OUT	EQ CHK	DATA CHK	SHOULD NOT OCCUR	POSN CHK	SHOULD NOT OCCUR	
2540	CMD REJ	INT REQ	BUS OUT	EQ CHK	DATA CHK	UN-USUAL CMD			
2671, 2822	CMD REJ	INT REQ	BUS OUT	EQ CHK	DATA CHK				
3210, 3215	CMD REJ	INT REQ		EQ CHK					
3211	CMD REJ	INT REQ	BUS OUT	EQ CHK	DATA CHK	BUFFER PARITY CHK	LOAD CHK	CH 9	
3330, 3333	CMD REJ	INT REQ	BUS OUT	EQ CHK	DATA CHK	OVER-RUN			

UCB Sense Information (cont'd)

BYTE 0

DEVICE \ BIT	0	1	2	3	4	5	6	7
3330-1	CMD REJ	INT REQ	BUS OUT	EQ CHK	DATA CHK	OVER-RUN		
3340	CMD REJ	INT REQ	BUS OUT	EQ CHK	DATA CHK	OVER-RUN	TRK COND CHK	SEEK CHK
3410, 3411	CMD REJ	INT REQ	BUS OUT	EQ CHK	DATA CHK	OVER-RUN	WRD CNT ZERO	
3420, 3803	CMD REJ	INT REQ	BUS OUT	EQ CHK	DATA CHK	OVER-RUN	WORD COUNT ZERO	DATA CNVNT CHK
3505, 3525	CMD REJ	INT REQ	BUS OUT	EQ CHK	DATA CHK		ABN FORMAT RESET	PERM ERR (BYPASS KEY)
3886	CMD REJ	INT REQ	BUS OUT	EQ CHK			NON INIT	RCP ERR
3890	CMD REJ	INT REQ	BUS OUT	EQ CHK	DATA CHK		NON INIT	RUNNING

BYTE 1

DEVICE \ BIT	0	1	2	3	4	5	6	7
1287	TAPE MODE	LATE STKR SELECT	NO DOC FOUND		INVAL OP			
1288		END OF PAGE	NO DOC FOUND		INVAL OP			
1419/1275 SCU	FLD 6 VALID	FLD 7 VALID	DOC UNDER W HD	AMT FLD VALID	PRO CTL FLD VALID	ACCT# FLD VALID	TRANSIT FLD VALID	SER# FLD VALID
2250	LIGHT PEN DETECT	END ORDER SEQ	CHAR MODE					
2260								
2305	PERM ERR	INVLD TRK FORMAT	END OF CYL			NO REC FOUND	FILE PROT	OPERATION INC
2314, 2319	DATA CHK IN COUNT	TRK OVERFLOW	END OF CYL	INVAL SEQ	NO REC FOUND	FILE PROT	SERVICE OVER-RUN	OVERFLOW INL

UCB Sense Information (cont'd)

BYTE 1

DEVICE \ BIT	0	1	2	3	4	5	6	7
2400	NOISE	00-NON-XST TU 01-NOT READY 10-RDY & NO RWD 11-RDY & RWDG		7 TRK	AT LOAD POINT	WRT STATUS	FILE PROT	TAPE IND
3211	CMD RETRY	PRINT CHK	PRINT QUALITY	LINE POS	FORMS CHK	CMD SUP	MECHAN- ICAL MOTION	
3330, 3333	PERM ERR	INVLD TRK FORMAT	END OF CYL	STATE VAR PRES	NO REC FOUND	FILE PROT	WRITE INHIBIT	OPER- ATION INL
3330-1	PERM ERR	INVLD TRK FORMAT	END OF CYL		NO REC FOUND	FILE PROT	WRITE INHIBIT	OPER- ATION INC
3340	PERM ERR	INVLD TRK FORMAT	END OF CYL		NO REC FOUND	FILE PROT	WRITE INHIBIT	OPER- ATION INC
3410, 3411	NOISE	TU STAT A	TU STAT B		AT LOAD POINT	WRT STAT	FILE PROT	NOT CAPA- BLE
3420, 2803	NOISE	TU STAT A	TU STAT B	7 TRK	AT LOAD POINT	WRT STAT	FILE PROT	NOT CAPA- BLE
3505, 3525	PERM ERR	AUTO RETRY	MOTION MAL	RETRY AFTER INT REQ COMP				
3886		MARK CHECK	INVLD FORMAT		INCOMP SCAN		NON RECOV- ERY	OUT- BOARD

BYTE 2

DEVICE \ BIT	0	1	2	3	4	5	6	7
2250	BUFFER ADDRESS REGISTER BIT 15 BIT 14 BIT 13 BIT 12 BIT 11 BIT 10 BIT 9							
2260	BUFFER ADDRESS REGISTER BIT 15 BIT 14 BIT 13 BIT 12 BIT 11 BIT 10 BIT 9							
2305	BUF LOG FULL	COR- RECT- ABLE						
2314, 2319	UNSAFE		SER/ DESER	TAG LINE	ALU CHK	UNSEL STATUS		
2400	BITS 0-7 INDICATE A TRACK IS IN ERROR						6 & 7 INDICATE NO ERROR OR MULTI-ERROR	
3211	CARR FAILED TO MOVE	CARR SEQ	CARR STOP	PLATEN FAILED	PLATEN FAILED	FORMS JAM	RIBBON MOTION	TRAIN OVER- LOAD

UCB Sense Information (cont'd)

BYTE 2

DEVICE \ BIT	0	1	2	3	4	5	6	7
3330, 3333		CORRECTABLE		ENV DATA PRESENT				
3330-1		CORRECTABLE		ENV DATA PRESENT				
3340	RPS FEATURE	CORRECTABLE		ENV DATA PRESENT			MODULE SIZE	MODULE SIZE
3410, 3411	TRACK IN ERROR BITS							
3420, 3803	TRACK IN ERROR BITS							
3505, 3525	USED FOR DIAGNOSTIC PURPOSES ONLY							

BYTE 3

DEVICE \ BIT	0	1	2	3	4	5	6	7
2250, 2260	BUFFER ADDRESS REGISTER							
	Bit 8	Bit 7	Bit 6	Bit 5	Bit 4	Bit 3	Bit 2	Bit 1
2305	RESTART COMMAND							
2314	BUSY	ON LINE	UNSAFE	WR CUR CFN	PACK CHNG	END OF CYL	M-MODE SE	SEEK INC
2319	LRC BIT 0	LRC BIT 1	LRC BIT 2	LRC BIT 3				
2400	R/W VRC	LRCR	SKEW	CRC	SKEW REQ	0-1600 1-800	BKWD STATUS	COMPARE
3211	UCSB PARITY	PLB PARITY	FCB PARITY	COIL PROT CHK	HAMMER FIRE	FIELD ENG	USCAR SYNC CHK	SEP SYNC CHK
3330, 3333	RESTART COMMAND							
3330-1	RESTART COMMAND							
3340	RESTART COMMAND							
3410, 3411	R/W VRC	MTE/LRCR	SKEW	END DATA CHK/CRC	ENV CHK	1600 BPI IN TU	BKWD	
3420, 3803	R/W VRC	MTE/LRC	SKEW	END DATA CHK/CRC	VRC/ENV CHK	1600 BPI	BKWD	COMPARE
3505, 3525	USED FOR DIAGNOSTIC PURPOSES ONLY							

UCB Sense Information (cont'd)

BYTE 4

DEVICE \ BIT	0	1	2	3	4	5	6	7
2250, 2260								
2305								
2314								
					PHYSICAL DRIVE ID			
2319	SEQ IND 0	SEQ IND 1	SEQ IND 2	SEQ IND 3	SEQ IND 4	SEQ IND 5	SEQ IND 6	SEQ IND 7
2400	ECHO ERR	RES TAPE UNIT	READ CLOCK ERR	WRITE CLOCK ERR	DELAY CNTR	SEQ IND C	SEQ IND B	SEQ IND A
3211								
3330, 3333	PHYSICAL DRIVE IDENTIFICATION							
3330-1	PHYSICAL DRIVE IDENTIFICATION							
3340	PHYSICAL DRIVE IDENTIFICATION							
3410, 3411	TU POSIT CHK	REJ TAPE UNIT	EOT			DIAG TRK CHK	TU CHK	SPARE
3420, 3803	ALU HDWR ERROR	REJ TAPE UNIT	TAPE INDI-CATE	WRITE TRGGR VRC	MICRO-PGM DET ERROR	LWR ERROR	TAPE UNIT CHK	RES RPQ

BYTE 5

DEVICE \ BIT	0	1	2	3	4	5	6	7
2250, 2260								
2305								
2314								
2319	COMMAND IN PROGRESS WHEN OVERFLOW INCOMPLETE OCCURS							
2400	COMMAND IN PROGRESS WHEN OVERFLOW INCOMPLETE OCCURS OR ZERO							
3211								
3330, 3333	CYLINDER ADDRESS							
3330-1	CYLINDER ADDRESS							
3340	CYLINDER ADDRESS							
3410, 3411	NEW SUB-SYSTEM	NEW SUB-SYSTEM	WRT TM CHK	PE ID BURST	PRTY COMP	TACH CHK	FALSE END MARK	RPQ
3420, 3803	NEW SUB-SYSTEM	NEW SUB-SYSTEM	WRT TM CHK	PE ID BURST	START READ CHK	PARTIAL RECORD	XCESSVE PSTAMBL OR TM	RES RPQ

UCB Sense Information (cont'd).

BYTE 6

BIT DEVICE	0	1	2	3	4	5	6	7
2305	CURRENT HEAD ADDRESS							
3330, 3333	REVERSE	CYL HIGH	DIFFER HIGH	HEAD ADDRESS				
3330-1		CYL 512	CYL 256	HEAD ADDRESS				
3340	REVERSE	CYL HIGH	DIFFER HIGH	HEAD ADDRESS				
3410, 3411		SHRT GAP	DUAL DENSITY	ALT DENSITY	TAPE UNIT MODEL			
3420, 3803	7 TRK	WRT	DUAL	NRZI	TAPE UNIT MODEL DEFINED			

BYTE 7

BIT DEVICE	0	1	2	3	4	5	6	7
2305	ENCODED ERROR MESSAGE							
3330, 3333	FORMAT OF REMAINING SENSE BYTES (8-23)				ENCODED ERROR MESSAGE			
3330-1	FORMAT OF REMAINING SENSE BYTES (8-23)				ENCODED ERROR MESSAGE			
3340	FORMAT OF REMAINING SENSE BYTES (8-23)				ENCODED ERROR MESSAGE			
3410, 3411	LAMP CHK	LEFT COL CHK	RT COL CHK	RESET KEY	DATA SEC ERASE			
3420, 3803	LAMP FAIL	TAPE BOTTOM LEFT	TAPE BOTTOM RIGHT	RESET KEY	DATA SCRTRY ERASE	ERASE HEAD FAILED	AIR BRNG PRESS	LOAD FAIL

BYTE 8

BIT DEVICE	0	1	2	3	4	5	6	7
3410, 3411		WRT FEED THRU CHK		END VEL CHK	RD BK DATA NOT DET	START VEL CHK		MARGINAL VELOC
3420, 3803	IRG DROP IN WRT	FEED THRU CHK	SDR CNTR	EARLY BGN RD BK CHK	EARLY END RD BK CHK	SLOW BGN RD BK CHK	SLOW END RD BK CHK	VELO RETRY/RESTRT

UCB Sense Information (cont'd)

BYTE 9

DEVICE \ BIT	0	1	2	3	4	5	6	7
3420, 3803	JDR CNTR	VLCTY CHNG ON WRT	SDR COUNTERS					TAPE CTL RESD

BYTE 10

DEVICE \ BIT	0	1	2	3	4	5	6	7
3420, 3803	CMD STATUS REJ		CNTRL STATUS REJ	NO BLK ON RCD RD BKCK	WTM NOT DETECT	TACH START FAIL		VELOCITY CHK

BYTE 11

DEVICE \ BIT	0	1	2	3	4	5	6	7
3420, 3803	B BUS PARITY ALU 1		LO ROS/LO IC PARITY	HI IC BR COND /HI ROS	MCPGM DET HDWR ERR	D BUS PARITY ALU 1		BR COND ALU 1

UCB Sense Information (cont'd)

Byte 12

DEVICE \ BIT	0	1	2	3	4	5	6	7
3420, 3803	B BUS PAR ERR ALU 2		LO ROS/ LO IC ON BR	HI IC BR/HI ROS REG	MCPGM DETECT HDWR ERR	D BUS PARITY ALU 2		BR COND ALU 2

Byte 13

DEVICE \ BIT	0	1	2	3	4	5	6	7
3420, 3803	CONTROL UNIT DENSITY		CONTROL UNIT UNIQUE ID - HIGH ORDER					

Byte 14

DEVICE \ BIT	0	1	2	3	4	5	6	7
3420, 3803	CONTROL UNIT UNIQUE ID - LOW ORDER							

Byte 15

DEVICE \ BIT	0	1	2	3	4	5	6	7
3420, 3803	TAPE UNIT UNIQUE ID - HIGH ORDER							

UCB Sense Information (cont'd)

Byte 16

DEVICE \ BIT	0	1	2	3	4	5	6	7
3420, 3803	TAPE UNIT UNIQUE ID - LOW ORDER							

Byte 17

DEVICE \ BIT	0	1	2	3	4	5	6	7
3420, 3803	2 CHAN SWTCH	CONTROL UNIT WITH DEVICE SWITCH FEATURES			EC LEVEL OF TAPE CONTROL UNIT			

Byte 18

DEVICE \ BIT	0	1	2	3	4	5	6	7
3420, 3803	POWR CHK/ AIRFLO				EC LEVEL OF TAPE UNIT			

Byte 19

DEVICE \ BIT	0	1	2	3	4	5	6	7
3420, 3803	TU 7	PRIMED FOR DEVICE END			TU 3	TU 2	TU 1	TU 0
		TU 6	TU 5	TU 4				

UCB Sense Information (cont'd)

Byte 20

DEVICE \ BIT	0	1	2	3	4	5	6	7
3420, 3803	PRIMED FOR DEVICE END							
	TU F	TU E	TU D	TU C	TU B	TU A	TU 9	TU 8

Byte 21

DEVICE \ BIT	0	1	2	3	4	5	6	7
3420, 3803	LOAD BUTTON DEPRESS	LEFT REEL TRNG	RIGHT REEL TRNG	TAPE PRESENT	REELS LOADED	LOAD REWIND	LOAD COM- PLETE	LOAD CHK

Byte 22

DEVICE \ BIT	0	1	2	3	4	5	6	7
3420, 3803	FRU IDENTIFIERS FOR ALU 1							

Byte 23

DEVICE \ BIT	0	1	2	3	4	5	6	7
3420, 3803	FRU IDENTIFIERS FOR ALU 2							

Device Statistics Table

The device statistics table contains counters that are used to keep track of the number of times error conditions have occurred on I/O devices. It is used by IBM-supplied error routines and the statistical data records (SDR) of SER. This table is created at system generation and resides in the fixed nucleus. It contains a ten byte control field, used in locating entries to be updated, at the beginning of the table and, with the exceptions noted below, one ten byte entry for each I/O device in a system. The devices UCB points to the entry. The exceptions are:

- 2305 Model 1 and 2 - one common ten byte entry is pointed to by each UCB in a bank.
- 2314 - A 2314 is considered to be nine devices. Therefore, one common 90-byte entry is pointed to by each 2314 UCB in a bank.
- 2400 tape drives - the entry is 20 bytes if and only if DDR (dynamic device reconfiguration) and a 3400 tape drive are in the system.
- 3330 - one ten byte dummy entry is pointed to by all 3330 UCBs in a bank.
- 3340 - One ten byte dummy entry is pointed to by all UCBs in a bank.
- 3410, 3420 tape drives - entry is 20 bytes long; bit 3 in UCBFL5 is on in its UCB.
- 3886 entry is 30 bytes long; bit 3 in UCBFL5 is on in its UCB.

The UCB pointers in the control field are used to determine the section of the table in which the desired entry is located. If the desired entry is in other than section 1, a multiple of 256 (256 for section 2, 512 for section 3, etc.) is added to the STATAB index in the UCB. This is then multiplied by ten and added to the starting address of the statistics table to give the address of the proper entry. When the desired entry is in section 1, the STATAB index itself is multiplied by ten and added to the address of the statistics table. For the 2314, the low-order four bits of the fifth sense byte are also added to the STATAB index to get the correct entry.

↑ UCB 256	↑ UCB 512	↑ UCB 768	Reserved	7FFF	} Control Field
Entry for UCB 1					
Entry for UCB 2					
Entry for UCB 3					
...					
Entry for UCB n					

Device Statistics Table Entries

2314 Devices

0(0) Temporary Read Failures	Temporary Write Failures	1(1)	Bus-Out Check	2(2) Equipment Check	Overrun	3(3) Track Condition Check	Seek Check
4(4) Unsafe		5(5) Serializer/ Deserializer	Control Unit Tag Line	6(6) Arithmetic Logical Unit		7(7) Missing Address Marker	
8(8) Work Area		9(9) Work Area					

Device Statistics Table (cont'd)

Unit Record Devices

0(0) Temporary Read Failures	Temporary Write Failures	1(1)	Bus-Out Check	2(2) Equipment Check	Overrun	3(3) Device Dependent (Sense Byte 6)	Device Dependent (Sense Byte 7)
4(4)		5(5)		6(6)		7(7)	
8(8) Work Area		9(9) Work Area					

2400 Series and 3400 Magnetic Tape Devices

0(0) Temporary Read Failures	Temporary Write Failures	1(1) Intervention Required	Bus-Out Check	2(2) Equipment Check	Overrun	3 (3) Word Count Zero	Data Converter Check
4(4) Read/ Write Vert. Red. Check	Longitudi- nal Redun- dancy Check	5(5) Skew	Cyclic Redundan- cy Check	6(6) Skew Reg. Vert. Red. Check	Noise	7(7) Read Opposite Recovery	Channel Data Check
8(8) Work Area		9(9) Work Area					

Devices Attached to 2820 Control Units

0(0) Temporary Read Failures	Temporary Write Failures	1(1)	Bus-Out Check	2(2) Equipment Check		3(3) Track Condition Check	
4(4) Track Overrun		5(5)		6(6) No Record Found		7(7)	
8(8) Work Area		9(9) Work Area					

Devices Attached to 2841 Control Units

0(0) Temporary Read Failures	Temporary Write Failures	1(1)	Bus-Out Check	2(2) Equipment Check	Overrun	3(3) Track Condition Check	Seek Check
4(4) Unsafe		5(5) Serializer/ Deserial- izer		6(6) Arithmetic Logical Unit		7(7) Missing Address Marker	
8(8) Work Area		9(9) Work Area					

Device Statistics Table (cont'd)

3410 Series Magnetic Tape Devices

0(0)		1(1)		2(2)		3(3)	
		Noise		VRC		MTE/LRCR	
		1,0		3,0		3,1	
4(4)		5(5)		6(6)		7(7)	
EDC/CRC		Envelope Check		Overrun		Skew	
3,3		3,4		0,5		3,2	
8(8)		9(9)		10(A)		11(B)	
PE	Mask Bit	Track in Error Mask		Write TM		Parity	
ID	Expansion	Bits 2, 0-7		Check		Compare	
CH						Tach	
5,3		0 1 2 3 4 5 6 7		5,2		5,4	
						5,5	
						False	
						End	
						Mark	
						5,6	
12(C)		13(D)		14(E)		15(F)	
Spare		Spare		No Read-back Data		Start Velocity Check	
8,0		8,2		8,4		8,5	
Feed-Through Check		End Velocity Check					
8,1		8,3					
16(10)		17(11)		18(12)		19(13)	
Not Used		Not Used		Backward		Bus-Out Check	
9,0		9,1		3,6		0,2	
						Tape Unit Positioning Check	
						4,0	

3420 Series Magnetic Tape Devices

0(0)		1(1)		2(2)		3(3)	
		Noise		Read Write VRC		MTE/LRCR	
		1,0		3,0		3,1	
4(4)		5(5)		6(6)		7(7)	
EDC/CRC		Envelope Check/VRC		Overrun		Skew	
3,3		3,4		0,5		3,2	
8(8)		9(9)		10(A)		11(B)	
PE	Mask Bit	Track in Error Mask		Write TM		Start Read Check	
ID	Expansion	Bits 2, 0-7		Check		Partial Record	
CH						Excessive Post Amble or TM	
5,3		0 1 2 3 4 5 6 7		5,2		5,5	
						5,6	
12(C)		13(D)		14(E)		15(F)	
IBG Drop While Writing		Spare		Early End Readback Check		Slow End Readback Check	
8,0		8,2		8,4		8,5	
Feed-Through Check		Early Begin Readback Check		Slow Begin Readback Check		Slow End Readback Check	
8,1		8,3		8,5		8,6	
16(10)		17(11)		18(12)		19(13)	
Not Used		Not Used		Backward		Bus-Out Check	
9,0		9,1		3,6		0,2	
						ALU Hardware Error	
						4,0	

If request is		and data set is	
specific	nonspecific	temporary	nontemporary
X		X	
X			X
	X	X	
	X		X
1)Vol=Ser; 2)Vol=Ref to Another DS In Job Step or to the Catalog Old DS Must Always Use Specific Req	No Vol Serial is Stated or Implied Only for New DS	1)No DSNAME 2)&DSNAME 3)Disp=(New, Delete) 4)Add Card That Refers Back to Any of These	1)Old Data Sets 2)Disp Keep or CATLG

then it can be satisfied with a volume that is:							
Permanently Resident			Reserved			Removable	
Public	Private	Storage	Public	Private	Storage	Public	Private
X	X	X	X	X	X	X	X
X	X	X	X	X	X	X	X
X		X	X		X	X	
		X			X	(See Note)	
These Volumes Are Never Available for Dismounting by the System. 1) Nondismountable (2305) 2) IPL Vol 3) LINKLIB, PROCLIB, JOBQE, page, or SPOOL Volumes 4) Via PRESRES			Not Available for Dismounting until an Unload CMD is issued. 1) Via PRESRES 2) Via a MOUNT CMD			These Volumes Are at the Disposition of the System. 1) All Other DA Volumes	

Note: This type of request is satisfied by a public removable volume that is made private.

ALLOCATION CHARACTERISTICS

A STORAGE volume is:

Designated in PRESRES.

A volume for which the mount command has been given with a USE parameter of STORAGE (i.e., MOUNT 131, USE=STORAGE).

A PRIVATE volume:

Designated in PRESRES.

Requested with the PRIVATE subparameter specified, and the volume is removable. Was requested nonspecifically for a nontemporary data set and the request had to be satisfied with a removable volume.

A volume for which the mount command has been given with a USE parameter of PRIVATE (i.e., MOUNT 131, USE=PRIVATE (default)).

A PUBLIC volume is:

Designated in PRESRES.

A removable volume that has not been made PRIVATE.

A volume for which the mount command has been issued with a USE parameter of PUBLIC (i.e., MOUNT 131, USE=PUBLIC).

Completion Code Summary

Group	Completion Code	Operation of Macro Instruction	Explanation
BISAM/ BSAM/ QSAM/ BDAM	001	CHECK, GET, PUT	I/O error; terminate specified or no SYNAD specified.
BSAM/ QSAM/ QISAM/ ISAM	002		Record is greater than 32,768 bytes, exceeds maximum track length or stated block size; block could not be contained in one extent; too many tracks specified for cylinder overflow; BDW or RDW (SDW) invalid; record to be transferred larger than track capacity.
BSAM/ QSAM/	003	EOB for 3525	3525 associated data set I/O sequence error.
	004	OPEN for 3525/ 3505	Invalid FORMAT card or invalid device specified with OMR; conflicting or invalid DCB parameter; data protection image not found in SYS1.IMAGELIB.
BSAM	005	READ for 3886	Invalid DECB
	008	CHECK while creating data set	SYNAD returned to CHECK routine, but save area was destroyed.
BDAM	020	OPEN	Invalid DCBMACRF field.
	025		Address in DCBSQND field outside task.
	026	Processing with exclusive control	Invalid DCBXARG field or exclusive control status not indicated.
BISAM/ QISAM	030	OPEN	Invalid DCBMACRF field.
	032	OPEN	Invalid DCBMACRF field.
	033	OPEN	I/O error in reading highest level index or while reading the last prime data block or in validating last record pointers; address in DCBMSHI field outside task or under incorrect protection key.
	036	OPEN	No prime area specified.
	037	OPEN	User supplied buffers too small.
	03A	CLOSE	I/O error writing updated format 2 DSCB.
BISAM	034	OPEN	DCBSMSI field specifies area too small for highest level index; invalid address in DCBMSWA.
	035	OPEN	DCBSMSW and DCBMSWA fields specify area too small for one track.
QISAM	031		QISAM I/O error; no SYNAD specified.
	038	OPEN	Index area too small or crosses volumes.
	039	Scanning	End of data set; no exit routine address in DCBEODAD field.
	03B	OPEN	ISAM data set to be processed, but not created or its DCB not closed after creation; invalid DCBRKP field; DCBKEYLE field was zero; OPEN macro not issued for output; BLKSIZE or LRECL specified incorrectly.
	03E	OPEN	No space available for resume loading.

Completion Code Summary (cont'd)

Group	Completion Code	Operation or Macro Instruction	Explanation
BDAM/ BISAM/ QISAM	03D	OPEN	Missing format 2 DSCB, or serial numbers for SER in DD not in order or not all present.
TCAM	040	OPEN	Error in opening a TCAM line group data set.
	041	OPEN	Error in opening a TCAM message queues data set.
	042	Processing	Error in running a TCAM MCP with the telecommunication on-line test executive.
	043	OPEN	Error in opening a TCAM application program data set.
	044	Processing	Error in processing the FE Common Write subtask.
	045	Message Control Program (MCP)	I/O error or logical read error.
	046	CLOSE	TCAM MCP is scheduled to be terminated, application program data set is active. Completion code is for the application program data set.
Graphics access method (GAM)	056	Graphics attention service routine	ANALYZ or GSERV specified DCB, which pointed to DEB, which pointed to invalid UCB.
	057	Graphics attention service routine	ANALYZ or GSERV specified DCB, which pointed to DEB, which pointed to UCB for other than graphics device.
	061	CLOSE	CLOSE issued DAR for GACB that was not specified (via SPAR) for the closing task.
	062	Graphics Subroutine Package (GSP) for FORTRAN IV, COBOL, and PL/I	Return code equal to or greater than absolute value of null argument produced.
	063		2250 operator pressed alphanumeric keyboard CANCEL key and selected DUMP or TERMINATE option to terminate program.
BTAM	090	OPEN	UCB for other than communications device.
	091	OPEN	UCB specified invalid or unsupported transmission control unit.
	092	OPEN	UCB specified invalid or unsupported terminal control or adapter.
	093	OPEN	UCB specified invalid or unsupported terminal
	094	OPEN	UCB specified invalid or unsupported optional feature or mode of operation.
	095	OPEN	Line group did not have identical terminal types and/or optional features.
	096	OPEN	DCBBFTEK field specified dynamic buffer allocation, but DCBBUFEB, DCBBUFNO, and DCBBUFL fields not specified.

Completion Code Summary (cont'd)

Group	Completion Code	Operation or Macro Instruction	Explanation
BTAM (cont'd)	097	OPEN	Device I/O directory full.
	098	OPEN	Transmission control unit not a 2701 or the Dual Communication Interface, or Dual Code Feature not specified in UCB.
Job scheduler	0B0		I/O error in reading or writing SYS1.SYSJOBQE or SWADS.
	0B6		System logic error while accessing resident job list or SYS1.SYSJOBQE.
	1B0		Invalid TTR for SYS1.SYSJOBQE found by system conversion routine.
Prologue	0Cx		Program interruption, not in I/O interruption handler or type 1 SVC routine; no program routine to handle interruption; x=program interruption code.
	0D3		Program interrupt caused by invalid set system mask instruction.
	0F1		Program interrupt in I/O interrupt handler.
	0F2		Program interrupt in type 1 SVC routine.
	0F3		Machine-check interrupt; MCH able to abnormally terminate job step and continue operating system.
	0F5		Program interrupt occurred while loading transient area for type 3 or 4 SVC.
EXCP (SVC 00)	100	I/O Operation	Device not operational.
	200	I/O Operation	Invalid ECB, IOB, DCB protect key.
	300	I/O Operation	Invalid DEB protect key; not enough extents in DEB.
	400	I/O Operation	Invalid DCB pointers.
	500	I/O Operation	Invalid UCB address.
	600	I/O Operation	Requested by subsystem (EXCPVR) and JSCB is missing or subsystem bit in JSCB is not on.
	700	I/O Operation	No SQA (system queue area) available for the request or the system lock was set.
	800	I/O Operation	Invalid address of a control block appendage, CCW, or CCW data field was found.
	900	I/O Operation	The translated channel program contains 290 CCWs or more.
	A00	Modified CCWs	CCWs modified in a PCI appendage were changed to cause the CCW translator to need to fix a page. I/O supervisor encountered a page fix request in PCI.

Completion Code Summary (cont'd)

Group	Completion Code	Operation or Macro Instruction	Explanation
EXCP (SVC 00) (cont'd)	B00	I/O Operation	Overfix threshold was exceeded.
	C00	I/O Operation	Invalid number of entries in the fix list was found upon return to IOS from the user fix appendage.
WAIT (SVC 01)	101	WAIT	More events than ECBs.
	201	WAIT	Invalid ECB address.
	301	WAIT	ECB wait flag already on.
POST (SVC 02)	102	POST	Invalid ECB address.
	202	POST	Invalid RB address in ECB.
Task termin- ation (SVC 03)	103	RETURN or branch to return address in register 14	ECB already posted or RB address in ECB invalid.
	A03	RETURN or branch to return address in register 14	Subtasks not yet terminated.
	C03	RETURN or branch to return address in register 14.	TCBDEB points to DEB that is associated with an invalid DCB. WARNING: All data sets not closed.
	D03	RETURN or branch to return address in register 14.	ENQ resources not released yet.

Completion Code Summary (cont'd)

Group	Completion Code	Operation or Macro Instruction	Explanation
GETMAIN (SVC 04)	604	GETMAIN	Address in A or LA operand is outside task; address of parameter list invalid.
	704	GETMAIN	List request; not VS2 system.
	804	GETMAIN	Request for zero bytes of virtual storage or not enough virtual storage available.
	A04	GETMAIN	Storage management queues have been altered incorrectly
	B04	GETMAIN	Subpool number greater than 127.
	E04	GETMAIN from program in supervisor mode	Not enough SQA available.
FREEMAIN (SVC 05)	605	FREEMAIN	Address in A or LA operand is outside task; address of parameter list invalid.
	705	FREEMAIN	List request; not VS2 system.
	905	FREEMAIN	Address of area to be freed not multiple of 8.
	A05	FREEMAIN	Area to be freed overlaps existing free area.
	B05	FREEMAIN	Subpool number greater than 127.
Contents supervisor (SVC 06)	106	LINK, LOAD, ATTACH, XCTL	Error while loading module into virtual storage; invalid record type, invalid address, I/O error.
	406	LINK, ATTACH, XCTL	Module was only loadable; module specified by entry point defined by IDENTIFY macro.
	506	LINK, LOAD, ATTACH, XCTL	Not enough virtual storage for module and overlay supervisor.
	606	LINK, LOAD, ATTACH, XCTL	Not enough virtual storage for module.
	706	LINK, LOAD, ATTACH, XCTL	Module marked "NOT EXECUTABLE."
	806	LINK, LOAD, ATTACH, XCTL	BLDL detected error; module not found or I/O error during directory search.
	906	LINK	More than 255 tasks waiting for reenterable or serially reusable module.
	A06	LINK, LOAD, ATTACH, XCTL	Task already waiting for serially reusable module.
	B06	I/O activity	Abnormally terminating system error task reinstated; user task abnormally terminated.
	C06		Abnormally terminating transient area task reinstated; user task abnormally terminated.
XCTL (SVC 07)	207	XCTL	Asynchronous exit routine attempted to execute XCTL.
LOAD (SVC 08)	308	LOAD	Module specified by entry point defined by IDENTIFY macro.

Completion Code Summary (cont'd)

Group	Completion Code	Operation or Macro Instruction	Explanation
GETMAIN, FREEMAIN with R operand (SVC 0A)	60A	FREEMAIN	Invalid specification of an area to be freed; address of area to be freed (in register 1) not multiple of 8.
	80A	GETMAIN	Request for zero bytes of virtual storage or not enough virtual storage available.
	90A	FREEMAIN	Address of area to be freed not a multiple of 8.
	A0A	FREEMAIN	Area to be freed overlaps an existing free area.
	80A	GETMAIN, FREEMAIN	Subpool number greater than 127.
ABEND (SVC 0D)	D0D	ABEND	Invalid ABEND recursion during abnormal termination of subtask; job step task terminated.
	E0D	ABEND	Insufficient virtual storage available for ABEND processing of subtask, job step terminated.
OPEN (SVC 13)	013	OPEN	Conflicting or unsupported parameters in DCB; member name specified in DD not found; no directory allocation subparameter in DD.
	113	OPEN, OPEN with TYPE=J	I/O error in reading or writing JFCB or in reading JFCB extension block; no exit code provided.
	213	OPEN	DSCB not found; I/O error in reading or writing DSCB; unable to locate PASSWORD data set.
	313	OPEN	I/O error in reading format 2 or 3 DSCB.
	413	OPEN	INPUT specified but no serial number for SER in DD; I/O error in tape positioning or label processing; could not mount volume on device; more devices allocated than volumes.
	513	OPEN	Attempting to open second DCB for same tape volume.
	613	OPEN	I/O error in label processing or tape positioning.
	713	OPEN	Expiration date not reached, but data set opened for output and DD contained MOD in DISP.
	813	OPEN	Verification error in label processing.
	913	Supplying password	Incorrect password entered; ASCII tape accessibility error, ASCII tape security error.
	A13	OPEN	File sequence number in LABEL in DD incorrect.

Completion Code Summary (cont'd)

Group	Completion Code	Operation or Macro Instruction	Explanation
OPEN (SVC 13) (cont'd)	B13	OPEN for UCS printer	Operator cancelled UCS load; incorrect UCS image; space unavailable for DCB and DEB; SYS1.IMAGELIB not mounted or cataloged; permanent I/O error detected.
	C13	OPEN	I/O error in reading JFCB or DSCB for concatenated data set; DSCB not found for one data set in concatenation; graphic device already opened by another task; output data sets concatenated.
	D13	OPEN for graphics	DCB for other than graphics device.
	E13	OPEN for graphics	DCBGNCPL field not 1 through 99.
CLOSE (SVC 14)	214	CLOSE	I/O error in tape positioning or volume disposition.
	314	CLOSE	I/O error reading DSCB.
	414	CLOSE	I/O error writing DSCB.
	514	CLOSE	I/O error reading JFCB.
	614	CLOSE	I/O error writing file mark.
	714	CLOSE	I/O error processing label, or tape mark.
	A14	CLOSE	I/O error releasing unused direct access space.
	B14	CLOSE	STOW unable to store, modify, or delete data from partitioned data set directory because name already in directory, no space available in directory, or I/O error searching directory.
TCLOSE (SVC 17)	D14	CLOSE for graphics	Graphic device not opened by closing task.
	117	BSAM CLOSE with TYPE=T	I/O error in tape positioning or writing file mark.
	217	BSAM CLOSE with TYPE=T	I/O error reading JFCB.
	317	BSAM CLOSE with TYPE=T	I/O error reading DSCB.
	417	BSAM CLOSE with TYPE=T	I/O error writing updated DSCB.
717	BSAM CLOSE with TYPE=T	I/O error processing label or tape mark.	
Master scheduler (SVC 22)	122		Operator cancelled job; requested dump.
	222		Operator cancelled job; did not request dump.
	322		Execution of job step or cataloged procedure taking longer than time specified.

Completion Code Summary (cont'd)

Group	Completion Code	Operation or Macro Instruction	Explanation
Master scheduler (SVC 22) (cont'd)	422		Job required too much queue space for initiation.
	522		All tasks in SVC wait state for 30 consecutive minutes or for time specified in JWT parameter (in systems with SMF).
WTO/WTOR (SVC 23)	D23	WTO, WTOR	Parameter list not begin on proper boundary; no buffers available; text length equal to or less than zero (WTOR only).
	E23	Reply command processing (in response to WTOR)	Invalid ECB, RB, or reply address.
EXTRACT (SVC 28)	128	EXTRACT	Output list not on fullword boundary or not contained in storage assigned to job step.
	228	EXTRACT	Input parameter list not on fullword boundary or does not begin in storage assigned to job step.
	328	EXTRACT	TCB not for immediate subtask.
ATTACH (SVC 2A)	42A	ATTACH	Address for ECB to be posted upon subtask termination is not multiple of 4, or not within bounds of partition.
	62A	ATTACH	Exceeded allowed number of tasks.
CHAP (SVC 2C)	12C	CHAP	Address for subtask TCB does not point to TCB of immediate subtask, or points to a task that has terminated.
	22C	CHAP	Address for subtask TCB not multiple of 4.
Overlay supervisor (SVC 2D)	12D		Words 3 and 4 of segment table invalid.
	22D		Address in segment table or entry table outside storage for job step.
	32D		Wrong length record or I/O error when loading segment.
	C2D		Invalid scatter record found while loading program segment.
	D2D		Invalid record type found while loading program segment.
	E2D		Invalid address found while loading program segment.
DEQ (SVC 30)	130	DEQ without RET=HAVE	DEQ for resource not enqueued by prior ENQ.
	230	DEQ	Invalid length specified for name of resource.
	330	DEQ	Invalid option specified by task with non-zero protection key.
	430	DEQ	Invalid parameter list.
	530	DEQ	Task does not yet control specified resource.

Completion Code Summary (cont'd)

Group	Completion Code	Operation or Macro Instruction	Explanation
EOV (SVC 37)	137	End of volume	I/O error in label or tape mark processing or tape mark positioning.
	237	End of volume	Verification error in label processing; tape label block count not same as DCB block count.
	337	End of data set	No address specified in DCBEODAD field.
	437	End of volume	Protect key different in TCBPKF field of TCB and DEBDEBID field of DEB.
	537	End of volume for multiple volumes	Specified volume being used for another data set.
	637	End of volume	I/O error in writing tape mark, positioning tape, reading label, sensing for file protect ring; DCB bit does not indicate concatenation of unlike attributes.
	737	End of volume or allocation of secondary quantity	Direct access I/O error; DSCB not found for multi-volume or concatenated data set.
	837	End of volume for sequential data set	I/O error reading or writing JFCB from or onto direct access; JFCB extension needed but not found.
	A37	End of Volume	DCB not open; DCB not pointing to a proper DEB.
	B37	End of volume	Volumes must be demounted from a device allocated to the data set, but system unable to demount volume.
	D37	Output operation	More space needed but no secondary quantity specified for SPACE in DD.
	E37	Output operation	More space needed but not enough volumes specified in SER, volume count, or REF in DD.
ENQ (SVC 38)	138	ENQ without RET=TEST, USE, or HAVE	Second ENQ without intervening DEQ.
	238	ENQ	Invalid length for resource name.
	338	ENQ	Invalid option specified by task with non-zero protection key.
	438	ENQ	Invalid parameter list.
DETACH (SVC 3E)	13E	DETACH	Subtask being detached not yet terminated.
	23E	DETACH	TCB address not on word boundary; subtask TCB not on word boundary; subtask TCB=0 or not an immediate subtask.
CHKPT	13F		Error during execution of checkpoint restart.

Completion Code Summary (cont'd)

Group	Completion Code	Operation or Macro Instruction	Explanation
RDJFCB	140	RDJFCB	I/O error in reading JFCB.
	240	RDJFCB	No foundation extension block in DCB; EXLST address in DCB; JFCB exit in DCB exit list; JFCB buffer not in user's virtual storage.
SWAP (SVC 55)	155		SVC 85 (in decimal) issued by user's task, but is restricted for use by Dynamic Device Reconfiguration.
System Restart	2F3		Job was being executed when system failure occurred; a system restart was performed.
Supervisor Call (SVC nn)	Fnn		Invalid or restricted operand, nn, in SVC instruction.
ESR (SVCs 109, 116, 117)	16D		Invalid ESR code in register 15.
Paging	028		Page file I/O error.
Misc.	2FF	ABEND appendage	Step terminated at request of user appendage III.
	722		OUTLIM keyword specified on SYSOUT DD statement exceeded.
	822		V=R region not obtained.
	16E	DEBCHK	Control program requested a DEBCHK function be performed on a data extent block (DEB) obtained from the DCB passed by the program. Function could not be completed.
	1B0		System conversion routine encountered an invalid TTR for an address in the SYS1. SYSWADS data set.
	3FE		Task attempted to end normally but teleprocessing I/O requests were active or pending
	4FE		Task attempted to end normally but non-teleprocessing I/O requests were pending and no teleprocessing I/O requests were outstanding.
	D00		Error occurred during processing of a SIO extended request.

Wait State Codes

001	IPL/NIP: Not operational in response to a test I/O instruction (reg. 10=unit address).
002	IPL/NIP: I/O operation not initiated, CSW stored, and channel not busy (reg. 10=unit address).
003	IPL/NIP: I/O operation not initiated, CSW not stored, and channel not busy; or SYS1.LINKLIB not cataloged, no UCB found for IPL device, unexpected "not operational" condition found (reg. 10=unit address).
004	IPL/NIP: I/O operation not initiated, CSW not stored, channel not busy (reg. 10=unit address).
005	IPL/NIP: I/O interrupt because of unit check (if IPL, fourth byte of PSW=X'00'; X'4C'=address of CCW causing check; X'54'=sense bytes describing check. Reg. 10=unit address).
006	IPL/NIP: interface control check, channel control check, channel data check, program check, or channel chaining check occurred.
007	NIP: Console not available.
008	NIP: I/O interruption because of unit check. Record not found, unformatted direct access volume mounted on online device, or volume label on an alternate track (reg. 10=unit address).
009	NIP: I/O interruption because of unit check. File mask violation (reg 10=unit address).
00A	SYS1.LINKLIB not found in catalog
00F	IPL: Volume not containing IPL text used for IPL.
010	NIP: I/O interruption because of unit check. End of cylinder (reg 10=unit address).
011	NIP: I/O interruption because of unit check. Track condition check occurred (reg. 10=unit address).
013	NIP: Recovery not possible. Check system completion code.
017	IPL/NIP: Unit check while executing sense instruction (reg. 10=unit address).
018	IPL: Nucleus too big for machine size. Space for RLD records exceeded.
019	IPL: Program interruption because of hardware errors or SYS1.NUCLEUS occupying more than one extent.
021	NIP: I/O interruption on teleprocessing or graphic console (reg. 1=pointer to IOB for failing EXCP operation).
0E2	NIP: Machine check interruption occurred before machine check handler initialized.
0F1	DSS: Error processing encountered error preventing reinstatement of VS processing (Message IQA016W).
0FA	DSS: Translation specification exception (Message IQA010W).
900	NIP: Error occurred during initialization of one or more page data sets (Messages IEA750W, IEA751W, IEA752W, IEA753W, IEA754W, IEA755W).
901	SUPVR: Channel program check during paging I/O operation.
902	SUPVR: Uncorrectable I/O error while pageable supervisor was being read into real storage from SYS1.PAGE data set.
903	SUPVR: Page supervisor ended abnormally.
904	NIP: Unable to complete system initialization.
905	IPL: CPU model number obtained by a Store CPUID instruction not found in IPL list of supported models.
906	IPL: Machine check interruption because of either a malfunction other than a storage error or uncontrollable real storage error in first 256K of storage.
907	NIP: Link or load failed for an essential module (Message IEA782W).
908	NIP: System generated with extended timer support but clock comparator and CPU timer not supported by hardware.
A01	RMS: Error occurred while performing recovery. Probable machine check on machine check. (Message IGF910W).
A02	RMS: Error occurred while performing a recovery. Probable machine check on machine check.
A03	RMS: Error occurred while performing a recovery. Probable program check on machine check (Message IGF910W).
A04	MCH: I/O error during machine check recovery (Message IFG930W).
A05	MCH: Unrecoverable failure within supervisor area (Message IGF900W).
A0A	MCH: Encountered failure that channel check handler could not correct.
A0C	MCH: Unable to load a page on a low end system (Message IGF930W).
A11	RMS: Error occurred while performing a recovery. Probable invalid machine check interrupt code (Message IGF910W).
A16	MCH: Failure in time of day clock, clock comparator, or CPU timer (Message IGF950W).
A17	MCH: Failure in interval timer (Message IGF950W).

Wait State Codes (cont'd)

B01	3211 Utility: Completed normally.
B02	3211 Utility: Control card missing or out of order.
B03	3211 Utility: JOB statement is incorrect.
B04	3211 Utility: DFN statement is incorrect.
B05	3211 Utility: UCS statement is incorrect.
B06	3211 Utility: FCB statement is incorrect.
B07	3211 Utility: END statement is incorrect.
B0A	3211 Utility: External interrupt has occurred. Interrupt key was pressed.
B0B	3211 Utility: Program check interrupt has occurred.
B0C	3211 Utility: Machine check interrupt has occurred.
B11	3211 Utility: Reader is not online.
B12	3211 Utility: Reader is not ready.
B13	3211 Utility: Reader is not ready.
B14	3211 Utility: Reader channel error has occurred.
B15	3211 Utility: No device end is indicated on the reader.
B19	3211 Utility: Printer is not online.
B1B	3211 Utility: Unit check has occurred on the printer.
B1C	3211 Utility: Printer channel error has occurred.
B1D	3211 Utility: No device end is indicated on the printer.
D01	SUPVR: ABTERM or PROLOG failed while processing the terminating program.
E02	CONSOLE: Permanent I/O error on 2250 display unit. No alternate console was available.
E04	SUPVR: SQA had less than 288 bytes. GETMAIN request was issued for more SQA space than was available.

System ENQ/DEQ Names

<u>Major</u>	<u>Minor</u>	<u>Use</u>
SYSDSN	dsname	Used by the initiator to ENQ on each temporary dsname specified in the DD statements of a job.
SYSIECT	IEEWQE	Used by WTO routines when all console buffers are full.
SYSIECT	IEERQE	Used by WTOR routines when the number of outstanding reply requests is at the system limit.
SYSIEFSD	Q1	Used by queue manager during processing of ENQ/DEQ to prevent queue control records (QCRs) overlay/lock-out.
SYSIEFSD	Q2	Used by queue manager during processing of assign and delete to prevent master QCR overlay/lock-out.
SYSIEFSD	Q3	Used by queue manager during processing of 'no space in job queue' condition.
SYSIEFSD	Q4	Used by I/O device allocation to interlock UCBs against multiple references by other allocation routines.
SYSIEFSD	Q5	Used by I/O device allocation to prevent interaction of updates to UCBs. Provides allocation a means of releasing UCBs to termination.
SYSIEFSD	Q7	Used by initiator to permit cancellation of a system program during device allocation.
SYSIEFSD	CPOWAIT	Used by output writer when deleting current output Q entries.
SYSIEA01	IEA	Used by ABEND and SNAP to obtain access to the dump data set.
SYSVTOC	vol-ser	Used by DADSM to provide VTOC integrity.
SYSYSWRD	PASSWORD	Used by OPEN/EOV to assure serial update to the security data set.
SYSDSNbb	SYSCTLG	Used by CATALOG for system catalog integrity.
SYSIGGLG	MBBCCHHR	Used by BDAM during exclusive read/write to obtain exclusive control of RD (capacity record).
SYSIEFSD	WD	Used by the accounting data set writer (module IEFWAD).
SYSIEWL	(dsname for SYSLMOD)	Used by linkage editor.
SYSCTLG	SYSCTLG	Used by catalog management to ensure catalog integrity.
SYSIEC16	X'F0'	Used by SVC 16 (PURGE) to get exclusive use of caller's DEB chain.
SYS5MF01	BUF	Used by SMF SVC B3 to ensure the exclusive use of the SMF buffer.

Modules Using ENQ/DEQ

<u>Module Name</u>	<u>ENQ Minor</u>	<u>Module Name</u>	<u>ENQ Minor</u>
IEESD561	Q1	IEFXV001	Q5
IEESD565	Q1	IEFWA000	Q5
IEESD575	Q1	IEFWEXTA	Q5
IEESMFWT	Q1	IEFWD000	Q5
IEFSD160	Q2	IEFSD195	Q5
IEFSD161	Q2	IEFSD41Q	Q5
IEFWEXTA	Q4	IEFVMSL1	Q5
IEFSD41Q	Q4	IEFACTLK	Q5
IEFSD21Q	Q4	IEFSD162	Q7
IEEVMNT2	Q5	IEFOS005	CPOWAIT
IEFZGJB1	Q5	IEFVMB	dsname
IEFZGST1	Q5	IEESMFBC	BUF
IEFZGST2	Q5	IEAQTMO2	IEA

How To Find Associated Logical Channel Word

CVT PTR (+140) to LCW Table

$$+8 \left\{ \begin{array}{l} \text{UCB}+10 \\ \text{LCH TAB} \end{array} \right\} = \text{LCW}$$

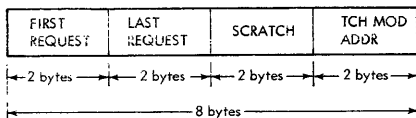
LOGICAL CHANNEL WORD TABLE

The logical channel word table consists of the logical channel words that control the logical channel queues. It is used by the I/O supervisor and the I/O purge and SVC purge routines.

The logical channel word table has the following characteristics:

1. Creation: The table is created at system generation time.
2. Storage Area: The table resides, as a permanent part of the fixed nucleus.
3. Size: The table contains one 8-byte logical channel word per logical channel queue.
4. Means of Access: Find the start of the LCW table in CVT + 8C; add to this pointer the value of the LCHTAB byte in the UCB (UCB + A) multiplied by eight.

The format of a logical channel word is:



FIRST REQUEST (2 bytes)

These two bytes contain either an address or an index value to the first request element in the logical channel queue.

LAST REQUEST (2 bytes)

These two bytes contain either an address or an index value to the last request element in the logical channel queue.

SCRATCH (2 bytes)

This field is used as a temporary storage area for an address or index value. The field is used when more than one logical channel queue for a physical channel is searched in order to find the highest priority I/O request with which to restart the channel.

TCH MOD ADDR (2 bytes)

This field addresses the device-dependent test channel module.

Notes:

1. When a logical channel queue is void, the FIRST REQUEST field contains a dummy link address of hex FFFF and the LAST REQUEST field contains the address of that logical channel word.
2. When there is only one request element in the queue, both FIRST REQUEST and LAST REQUEST contain the address of that element.

How To Find the Entry Point of Types I and II SVCs

- A. Pick up the instruction address from the SVC New PSW at X'60'.
- B. Starting at the location in Step A, search for the first LM instruction (98 89 0XXX).
- C. The pointer to the SVC table is at address XXX (step B).
- D. The pointer to the SVC prefix table is at address XXX+4 (step B). The pointer to the SVC FLIH is at address XXX+8 (step B).
- E. Add the SVC number (hex) to the address of the SVC prefix table.
- F. Pick up the byte value pointed to by the result of step E.
- G. Multiply the value picked up in step F by 4.
- H. Add the results of step G to the address of the SVC table determined in Step C.
- I. The value computed in step H points to a 4-byte address constant which is the SVC routine entry point.

Note that all entry points are on a doubleword boundary. The three low-order bits in the entry address are not part of the actual address. Bits 5 and 6 equal the number of doublewords in register save area in SVRB. Bit 7 indicates an SVRB is needed.

SVC TABLE FORMAT

BITS	2	6	21	3
l o c k	0	Virtual storage address of SVC routine		0

4-byte entry for type 1 SVC routines

BITS	2	2	1	3
l o c k	0	e n a b l e	ESA*	

* ESA is the number of doublewords required for the extended save area in the request block.

1-byte entry for type 3
and 4 SVC routines

BITS	2	5	1	21	3
l o c k	0	e n a b l e	Virtual storage address of SVC routine		ESA*

4-byte entry for type 2 SVC routines

How To Find (cont'd)

SVC Table Format (cont'd)

BITS	10	8	12	2	12	1	3
	Block Address	Record number	Length of first text record	Block	Attributes of SVC routine	enable	ESA*

6-byte entry for transient type 3 and 4 SVC routines

BITS	8	22	2	12	1	3
	X'FF'	Address of SVC routine	Block	0	enable	ESA*

6-byte entry for fixed type 3 and 4 SVC routines

* ESA is the number of doublewords required for the extended save area in the request block.

How to Find Resident Build List

- Pick up CVT pointer in location X'10'.
- Add X'1C' to this pointer. This is CVTPCNVT pointer.
- Locate CVTPCNVT entry-8.
- This is pointer to resident build list.
- Format of resident build list is:

0-1 number of entries
 2-3 length of each entry
 4-43 entry number 1
 44-? entry number 2, etc.

Normal length of each entry is 4C bytes.

How to Find Resident SVC Load List and RAM List

The resident SVC load list and RAM list pointers are two fullwords located before the constant IGG019 IFG019. The pointers are known as IEAARSV1 and IEAARAM4, respectively, and may be located from these names in LMODMAP. These constants are defined in IGC007, IGC008, or LINK, XCTL, and LOAD code if a system generation listing is available.

Section 3: Supervisor Information

Supervisor Macro Outlines	3-2
Supervisor Macro Parameter Notation	3-10
Summary of Supervisor Operands	3-11
Programming Conventions for SVC Routines	3-17
SVC Register Contents	3-18
SVC Directory	3-23
Load Module Control	3-27
Synchronization	3-28
Program Interrupt Control	3-30
General Services	3-31
Termination	3-32
Task Control	3-33
Virtual Storage Allocation	3-34
Control Flow Diagrams	3-35

Source Publications

Additional information about the supervisor macro outlines and SVCs is in *OS/VS1 Supervisor Services and Macro Instructions*, GC24-5103, and *OS/VS1 Planning and Use Guide*, GC24-5090.

Supervisor Macro General Outline

Symbol	Macro Name	Parameters
--------	------------	------------

Supervisor Macro Outlines

ABEND	completion code[, DUMP][, STEP]
ATTACH	$\left\{ \begin{array}{l} EP=\text{symbol} \\ EPLOC=\text{address of name} \\ DE=\text{address of list entry} \end{array} \right\} \quad [, DCB=\text{dcb address}]$ <p>[, PARAM=(addresses)[, VL=1]][, ECB=ecb address]</p> <p>[, ETXR=exit routine address][, LPMOD=number]</p> <p>[, DPMOD=number]</p> <p>[, TQE= $\left\{ \begin{array}{l} \text{YES} \\ \text{NO} \end{array} \right\}$][, FPREGSA = $\left\{ \begin{array}{l} \text{YES} \\ \text{NO} \end{array} \right\}$]</p>
ATTACH (list form)	$\left\{ \begin{array}{l} EP=\text{symbol} \\ EPLOC=\text{address of name} \\ DE=\text{address of list entry} \end{array} \right\} \quad [, DCB=\text{dcb address}]$ <p>[, ECB=ecb address] [, ETXR=exit routine address]</p> <p>[, LPMOD=number] [, DPMOD=number], SF=L</p> <p>[, TQE= $\left\{ \begin{array}{l} \text{YES} \\ \text{NO} \end{array} \right\}$][, FPREGSA = $\left\{ \begin{array}{l} \text{YES} \\ \text{NO} \end{array} \right\}$]</p>
ATTACH (execute form)	$\left\{ \begin{array}{l} EP=\text{symbol} \\ EPLOC=\text{address of name} \\ DE=\text{address of list entry} \end{array} \right\} \quad [, DCB=\text{dcb address}]$ <p>[, PARAM=(addresses) [, VL=1]] [, ECB=ecb address]</p> <p>[, ETXR=exit routine address] [, LPMOD=number]</p> <p>[, DPMOD=number]</p> <p>[, TQE= $\left\{ \begin{array}{l} \text{YES} \\ \text{NO} \end{array} \right\}$][, FPREGSA = $\left\{ \begin{array}{l} \text{YES} \\ \text{NO} \end{array} \right\}$]</p> $\left. \begin{array}{l} ,MF=(E, \left\{ \begin{array}{l} \text{problem program list address} \\ (1) \end{array} \right\}) \\ ,SF=(E, \left\{ \begin{array}{l} \text{control program list address} \\ (15) \end{array} \right\}) \\ ,MF=(E, \left\{ \begin{array}{l} \text{address} \\ (1) \end{array} \right\}), SF=E, \left\{ \begin{array}{l} \text{address} \\ (15) \end{array} \right\}) \end{array} \right\}$

Supervisor Macro Outlines (cont'd)

CALL	{ entry point name } [, (address parameters)], [VL] (15) [, ID=number]
CALL (list form)	, (address parameters) [, VL], MF=L
CALL (execute form)	{ entry point name } [, (address parameters)] (15) [, VL], [, ID=number] , MF=(E, { problem program list address }) (1)
CHAP	priority change value [, tcb location address] [, 'S']
DELETE	{ EP=symbol EPLC=address of name } { DE=address of list entry }
DEQ	(qname address, rname address, [rname length] , [STEP SYSTEM] , ...), [RET=HAVE]
DEQ (list form)	([qname address], [rname address], [rname length] , [SYSTEM] , ...), [RET=HAVE], MF=L [STEP]
DEQ (execute form)	([qname address], [rname address], [rname length] , [SYSTEM STEP] , ...), [RET=HAVE RET=NONE] , MF=(E, { control program list address }) (1)
DETACH	tcb location address
DOM	{ MSG=register } { MSGLIST=address }
DXR	reg1, reg2
ENQ	(qname address, rname address, [E S] , [rname length] , [SYSTEM STEP] , ...), [RET=TEST RET=USE RET=HAVE RET=CHNG]

Supervisor Macro Outlines (cont'd)

ENQ (list form)	$([qname\ address], [rname\ address], \left[\begin{array}{c} E \\ S \end{array} \right])$ $, [rname\ length], \left[\begin{array}{c} SYSTEM \\ STEP \end{array} \right], \dots \left[\begin{array}{l} RET=HAVE \\ RET=TEST \\ RET=USE \\ RET=CHNG \end{array} \right], MF=L$
ENQ (execute form)	$([qname\ address], [rname\ address], \left[\begin{array}{c} E \\ S \end{array} \right])$ $, [rname\ length], \left[\begin{array}{c} SYSTEM \\ STEP \end{array} \right], \dots \left[\begin{array}{l} RET=HAVE \\ RET=TEST \\ RET=USE \\ RET=NONE \\ RET=CHNG \end{array} \right]$ $, MF=(E, \left\{ \begin{array}{l} control\ program\ list\ address \\ (1) \end{array} \right\})$
EXTRACT	$answer\ area\ address \left[\begin{array}{c} , tcb\ location\ address \\ , 'S' \end{array} \right]$ $, FIELDS=(codes)$
EXTRACT (list form)	$[answer\ area\ address] \left[\begin{array}{c} , tcb\ location\ address \\ , 'S' \end{array} \right]$ $[, FIELDS=(codes)], MF=L$
EXTRACT (execute form)	$[answer\ area\ address] \left[\begin{array}{c} , tcb\ location\ address \\ , 'S' \end{array} \right]$ $[, FIELDS=(codes)]$ $, MF=(E, \left\{ \begin{array}{l} control\ program\ list\ address \\ (1) \end{array} \right\})$
FREEMAIN	$\left\{ \begin{array}{l} E, LV=number, A=address [, SP=number] \\ R, SP=(0) \\ R, LV=(0), A=address \\ R, LV=(0), A=(1) \\ R, LV=number, A=address [, SP=number] \\ R, LV=number, A=(1) [, SP=number] \\ V, A=address [, SP=number] \end{array} \right\}$
FREEMAIN (list form)	$\left\{ \begin{array}{l} [E][, LV=number][, A=address][, SP=number] \\ [V][, A=address][, SP=number] \end{array} \right\}, MF=L$
FREEMAIN (execute form)	$\left\{ \begin{array}{l} [E][, LV=number][, A=address][, SP=number] \\ [V][, A=address][, SP=number] \end{array} \right\}$ $, MF=(E, \left\{ \begin{array}{l} control\ program\ list\ address \\ (1) \end{array} \right\})$

Supervisor Macro Outlines (cont'd)

GETMAIN	$\left\{ \begin{array}{l} EC, LV=number, A=address [, SP=number] [, BNDRY= \left\{ \begin{array}{l} DBLWD \\ PAGE \end{array} \right\}] \\ EU, LV=number, A=address [, SP=number] [, BNDRY= \left\{ \begin{array}{l} DBLWD \\ PAGE \end{array} \right\}] \\ R, LV=number [, SP=number] \\ R, LV=(0) \\ VC, LA=address, A=address [, SP=number] [, BNDRY= \left\{ \begin{array}{l} DBLWD \\ PAGE \end{array} \right\}] \\ VU, LA=address, A=address [, SP=number] [, BNDRY= \left\{ \begin{array}{l} DBLWD \\ PAGE \end{array} \right\}] \end{array} \right\}$
GETMAIN (list form)	$\left\{ \begin{array}{l} [EC] [, LV=number] \\ [EU] [, LV=number] \\ [VC] [, LA=address] \\ [VU] [, LA=address] \end{array} \right\} [, A=address] [, SP=number]$ $[, BNDRY= \left\{ \begin{array}{l} DBLWD \\ PAGE \end{array} \right\}], MF=L$
GETMAIN (execute form)	$\left\{ \begin{array}{l} [EC] [, LV=number] \\ [EU] [, LV=number] \\ [VC] [, LA=address] \\ [VU] [, LA=address] \end{array} \right\} [, A=address] [, SP=number]$ $[, BNDRY= \left\{ \begin{array}{l} DBLWD \\ PAGE \end{array} \right\}], MF=(E, \left\{ \begin{array}{l} \text{control program list address} \\ (1) \end{array} \right\})$
GTRACE	DATA=address, LNG=number, ID=number [, FID=number]
GTRACE (list form)	[DATA=address] [, LNG=length] [, FID=number], MF=L
GTRACE (execute form)	ID=value, MF=(E, $\left\{ \begin{array}{l} \text{parameter list address} \\ (1-12) \end{array} \right\})$ [, DATA=address] [, LNG=length] [, FID=number]
IDENTIFY	$\left\{ \begin{array}{l} EP=symbol \\ EPLOC=address of name \end{array} \right\} , ENTRY=entry point address$
LINK	$\left\{ \begin{array}{l} EP=symbol \\ EPLOC=address of name \\ DE=address of list entry \end{array} \right\} [, DCB=dcb address]$ [, PARAM=(addresses)] [, VL=1] [, ID=number]
LINK (list form)	$\left\{ \begin{array}{l} EP=symbol \\ EPLOC=address of name \\ DE=address of list entry \end{array} \right\} [, DCB=dcb address], SF=L$

Supervisor Macro Outlines (cont'd)

LINK (execute form)	$\left[\begin{array}{l} EP=\text{symbol} \\ EPLOC=\text{address of name} \\ DE=\text{address of list entry} \end{array} \right] [, DCB=\text{dcb address}]$ $[, PARAM=(\text{addresses})] [, VL=1] [, ID=\text{number}]$ $\left\{ \begin{array}{l} , MF=(E, \left\{ \begin{array}{l} \text{problem program list address} \\ (1) \end{array} \right\}) \\ , SF=(E, \left\{ \begin{array}{l} \text{control program list address} \\ (15) \end{array} \right\}) \\ , MF=(E, \left\{ \begin{array}{l} \text{address} \\ (1) \end{array} \right\}), SF=(E, \left\{ \begin{array}{l} \text{address} \\ (15) \end{array} \right\}) \end{array} \right\}$
LOAD	$\left\{ \begin{array}{l} EP=\text{symbol} \\ EPLOC=\text{address of name} \\ DE=\text{address of list entry} \end{array} \right\} [, DCB=\text{dcb address}]$
PGRLSE	$LA = \left\{ \begin{array}{l} \text{addr1} \\ (\text{reg1}) \end{array} \right\} , HA = \left\{ \begin{array}{l} \text{addr2} \\ (\text{reg2}) \end{array} \right\}$
PGRLSE (list form)	$MF=L [, LA=\text{addr1}] [, HA=\text{addr2}]$
PGRLSE (execute form)	$MF=(E, \left\{ \begin{array}{l} \text{listaddr} \\ (\text{reg3}) \end{array} \right\}) \left[, LA = \left\{ \begin{array}{l} \text{addr1} \\ (\text{reg1}) \end{array} \right\} \right] \left[, HA = \left\{ \begin{array}{l} \text{addr2} \\ (\text{reg2}) \end{array} \right\} \right]$
POST	$\text{ecb address} [, \text{completion code}]$
RETURN	$\{ (\text{reg1} [, \text{reg2}]) [, T] \left[, RC = \left\{ \begin{array}{l} \text{number} \\ (15) \end{array} \right\} \right]$
SAVE	$(\text{reg1} [, \text{reg2}]) [, T] [, \text{identifier name}]$
SEGWT	$\text{external segment name}$
SNAP	$DCB=\text{dcb address} [TCB=\text{address}] [, ID=\text{number}]$ $[, SDATA=(\text{code for control program blocks})]$ $[, PDATA=(\text{code for problem program areas})]$ $\left[, STORAGE=(\text{starting address, ending address, } \dots) \right]$ $[, LIST=\text{address of list}]$
SNAP (list form)	$[DCB=\text{address}] [, ID=\text{number}] [, SDATA=(\text{code})]$ $[, PDATA=(\text{code})] \left[, STORAGE=(\text{address, address, } \dots) \right] , MF=L$ $[, LIST=\text{address}]$
SNAP (execute form)	$[DCB=\text{address}] [, TCB = \left\{ \begin{array}{l} \text{address} \\ 'S' \end{array} \right\}] [, ID=\text{number}]$ $[, PDATA=\text{code}] [, SDATA=\text{code}]$ $\left[, STORAGE=(\text{address, address, } \dots) \right]$ $[, LIST=\text{address}]$ $, MF=(E, \left\{ \begin{array}{l} \text{control program list address} \\ (1) \end{array} \right\})$
SPIE	$[\text{interruption exit address, (interruptions)}]$

Supervisor Macro Outlines (cont'd)

SPIE (list form)	[interruption exit address] [, (interruptions)], MF=L
SPIE (execute form)	[interruption exit address] [, (interruptions)] , MF=(E, { control program list address }) (1)
STAE	{ 0 exit address } { ,OV ,CT } [, PARAM=list address] [,XCTL= { YES NO }] [,PURGE= { QUIESCE HALT NONE }] [,ASYNCH= { YES NO }]
STAE (list form)	[exit address][, PARAM=list address] [,PURGE= { QUIESCE HALT NONE }] [,ASYNCH= { YES NO }] ,MF=L
STAE (execute form)	{ 0 exit address } { ,OV ,CT } [, PARAM=list address] [,XCTL= { YES NO }] [,PURGE= { QUIESCE HALT NONE }] [,ASYNCH= { YES NO }] , MF=(E, { remote list address }) (1)
STIMER	{ REAL [, timer completion exit address] TASK [, timer completion exit address] WAIT } [,DINTVL=address ,BINTVL=address ,TUIINTVL=address ,TOD=address]
STIMERE	ID= { value addr ALL ¹ } { { ,BINTVL= { value addr } } { ,DINTVL= { value addr } } [,REPLACE=YES] { ,MICVL= { value addr } } } { { ,TEST= { (BIN, addr) (DEC, addr) (MIC, addr) } } { ,CANCEL=YES , CANCEL=YES, TEST= { (BIN, addr) (DEC, addr) (MIC, addr) } } } [,ECB=addr ,EXIT=addr[, SVAREA= { YES NO }]] [, ERRET=addr]

Note¹: ID=ALL can be used with CANCEL if TEST is not specified;
ID=ALL is defaulted if CANCEL appears alone. ALL is invalid
for all other uses of ID.

Supervisor Macro Outlines (cont'd)

STIMERE (list form)	<pre>[ID=value] [, BINTVL=value] [, DINTVL=value] [, MICVL=value] [, ECB=addr , EXIT=addr[, SVAREA= { YES NO }] , MF=L</pre>
STIMERE (execute form)	<pre>[ID= { value addr }] [, BINTVL= { value addr }] [, DINTVL= { value addr }] [, MICVL= { value addr }] [, REPLACE=YES] [, ECB=addr , EXIT=addr[, SVAREA= { YES NO }]] [, ERRET=addr] , MF=(E, { parameter list address (I)</pre>
TIME	<pre>[DEC BIN TU MIC, address]</pre>
TTIMER	[CANCEL]
WAIT	{ number of events, } { ECB=address ECBLIST=address }
WAITR	{ number of events, } { ECB=address ECBLIST=address }
WTL	'message'
WTL (list form)	'message', MF=L

Supervisor Macro Outlines (cont'd)

WTL (execute form)	MF=(E, { control program list address } (1))
WTO	{ 'message' ('text' [, line type]), ... } ROUTCODE= (number [, number , ...]) DESC=number
WTO (list form)	{ ('text' [, line type]), ... } 'message' ROUTCODE= (number [, number , ...]) DESC=number , MF=L
WTO (execute form)	MF=(E, { control program list address } (1))
WTOR	'message', reply address, length of reply 'ecb address', ROUTCODE= (number [, number , ...]) DESC=number
WTOR (list form)	'message', [reply address], [length of reply] [, 'ecb address'], ROUTCODE= (number [, number , ...]) DESC=number, MF=L
WTOR (execute form)	[, [reply address], [length of reply], [ecb address] , MF=(E, { control program list address } (1))
XCTL	{ (reg1 [, reg2]) } { EP=symbol EPLOC=address of name DE=address of list entry } [, DCB=dcb address]
XCTL (list form)	{ EP=symbol EPLOC=address of name DE=address of list entry } [, DCB=dcb address], SF=L
XCTL (execute form)	{ (reg1 [, reg2]) } { EP=symbol EPLOC=address of name DE=address of list entry } [, DCB=dcb address] { MF=(E, { problem program list address } (1)) SF=(E, { control program list address } (15)) [, MF=(E { address } (1)) SF=(E, { address } (15))] }

Note: Shaded area for Multiple Console Support.

Supervisor Macro Parameter Notation

Abbreviation	Meaning
Sym	Any symbol valid in the assembler language.
Dec Dig	Any decimal digits, up to the value indicated in the associated macro instruction description. If both Sym and Dec Dig are checked, an absolute expression is also allowed.
Register	A general register, always coded within parentheses, as follows: (2-12) - one of the general registers 2 through 12, previously loaded with the right-adjusted value or address indicated in the macro-instruction description. The unused high-order bits must be set to zero. The register may be designated symbolically or with an absolute expression. (1) - general register 1, previously loaded as indicated above. Designate the register as (1) only. (0) - general register 0, previously loaded as indicated above. Designate the register as (0) only.
RX type	Any address that is valid in an RX-type instruction (e.g., LA) may be designated.
A-Type Adcon Type	Any address that may be written in an A-type address constant may be designated.

Summary of Supervisor Operands

MACRO INSTRUCTION	OPERANDS	WRITTEN AS						
		Sym	Dec Dig	Register			RX-type	A-type Adcon type
				(2-12)	(1)	(0)		
ABEND	completion code	S	S	S	S			
	DUMP	written as shown						
	STEP	written as shown						
ATTACH	DCB			SE			E	SL
	DE=			SE			E	SL
	DPMOD=	SLE	SLE	SE				
	ECB=			SE			E	SL
	EP=	SLE						
	EPLOC=			SE			E	SL
	ETXR=			SE			E	SL
	FPREGSA=	YES or NO						
	LPMOD=	SLE	SLE	SE				
	PARAM=			SE			E	S
	TQE=	YES or NO						
	VL=1	written as shown						
CALL	entry point name	SE						
	address parameters			SE			E	SL
	VL	written as shown						
	ID=	SE	SE					
CHAP	priority change value	S	S	S		S		
	tcb location address			S	S		S	
DELETE	DE=			S		S	S	
	EP=	S						
	EPLOC=			S		S	S	

S=standard; L=list; E=execute

Summary of Supervisor Operands (cont'd)

MACRO INSTRUCTION	OPERANDS	WRITTEN AS						
		Sym	Dec Dig	Register			RX= type	A-type Adcon type
				(2- 12)	(1)	(0)		
DEQ	qname address			SE			E	SL
	rname address			SE			E	SL
	rname length	SLE	SLE	SE				
	STEP or SYSTEM	written as shown						
	RET=HAVE	written as shown						
	RET=NONE	written as shown (E form only)						
DETACH	tcb location address	S		S	S		S	
DOM	MSG=			S	S			
	MSGLIST=	S		S	S		S	
DXR	reg1	S	S					
	reg2	S	S					
ENQ	qname address			SE			E	SL
	rname address			SE			E	SL
	E or S	written as shown						
	rname length	SLE	SLE	SE				
	STEP or SYSTEM	written as shown						
	RET=	TEST, USE, CHNG, or HAVE						
	RET=NONE	written as shown (E form only)						
FREEMAIN	E, R or V	written as shown						
	A=(with E, L, or V)			SE			E	SL
	A=(with R)			S	S		S	
	LV=(with E)	SLE	SLE	SE				
	LV=(with R)	S	S	S		S		
	SP=(with E or V)	SLE	SLE	SE				
	SP=(with R)	S	S	S		S		
GETMAIN	EC, EU, VC, or VU	refer to macro description						
	A=			SE			E	SL
	BNDRY=	DBLWD or PAGE						
	LA=			SE			E	SL

Summary of Supervisor Operands (cont'd)

MACRO INSTRUCTION	OPERANDS	WRITTEN AS						
		Sym	Dec Dig	Register			RX-type	A-type Adcon type
				(2-12)	(1)	(0)		
GETMAIN (cont'd)	LV=(with E)	SLE	SLE	SE				
	LV(with R)	S	S	S		S		
	SP=(with E or V)	SLE	SLE	SE				
	SP=(with R)	S	S	S		S		
GTRACE	DATA=			S			S SLE	
	LNG=	SLE	SLE	SLE				
	FID=	SLE	SLE	SLE				
	ID=	SE	SE					
IDENTIFY	ENTRY=			S	S		S	
	EP=	S						
	EPLOC=			S		S	S	
LINK	DCB=			SE			E SL	
	DE=			SE			E SL	
	EP=	SLE						
	EPLOC=			SE			E SL	
	ID=	SE	SE					
	PARAM=			SE			E S	
	VL=1	written as shown						
LOAD	DCB=			S	S		S	
	DE=			S		S	S	
	EP=	S						
	EPLOC=			S		S	S	
PGRLE	LA=			SE		SE	SLE	
	HA=			SE	SE		SLE	
	list addr=						E	
	reg 3=			E				
POST	ecb address			S	S		S	
	completion code	S	S	S		S		

Summary of Supervisor Operands (cont'd)

MACRO INSTRUCTION	OPERANDS	WRITTEN AS						
		Sym	Dec Dig	Register			RX-type	A-type Adcon type
				(2-12)	(1)	(0)		
RETURN	(reg1, reg2)		S					
	T	written as shown						
	RC=	S	S	or (15)				
SAVE	(reg1, reg2)		S					
	T	written as shown						
	identifier name	character string or *						
SEGWT	external segment name	S						
SNAP	DCB=			SE			E	SL
	ID=	SLE	SLE	SE				
	LIST=			SE			E	SL
	PDATA	refer to macro description						
	SDATA	refer to macro description						
	STORAGE			SE			E	SL
	TCB=			SE			E	S
SPIE	interruption exit address			SE			E	SL
	interruptions		SLE					
STIMER	REAL, TASK or WAIT	written as shown						
	timer completion exit addr			S		S	S	
	BINTVL=			S	S		S	
	DINTVL=			S	S		S	
	TOD=			S	S		S	
	TUINTVL=			S	S		S	

Summary of Supervisor Operands (cont'd)

MACRO INSTRUCTION	OPERANDS	WRITTEN AS						
		Sym	Dec Dig	Register			RX-type	A-type Adcon type
				(2-12)	(1)	(0)		
STIMERE	ID=addr	SE		SE			SE	
	BINTVL=addr	SE		SE			SE	
	DINTVL=addr	SE		SE			SE	
	MICVL=addr	SE		SE			SE	
	ID=value		SLE					
	BINTVL=value		SLE					
	DINTVL=value		SLE					
	MICVL=value		SLE					
	ID=ALL	written as shown (S form only)						
	REPLACE=YES	written as shown (SE forms only)						
	TEST=(BIN DEC MIC ,addr)	S		S			S	
	CANCEL=YES	written as shown (S form only)						
	ECB=addr	SLE		SLE			SLE	
	EXIT=addr	SLE		SLE			SLE	
	SVAREA=	YES or NO						
ERRET=addr	SE		SE			SE		
TIME	DEC or BIN or TU	written as shown						
	MIC	written as shown						
	address			S		S	S	
TTIMER	CANCEL	written as shown						
	TU	written as shown						

Summary of Supervisor Operands (cont'd)

MACRO INSTRUCTION	OPERANDS	WRITTEN AS						
		Sym	Deg Dig	Register			RX-type	A-type Adcon type
				(2-12)	(1)	(0)		
WAIT WAITR	number of events	S	S	S		S		
	ECB=			S	S		S	
	ECBLIST=			S	S		S	
WTL	message	any message within apostrophes						
WTO	message	any message within apostrophes						
	text	any text within apostrophes						
	line type	C, L, D, DE, or E						
	ROUTCDE=		SL					
	DESC=		SL					
WTOR	message	any message within apostrophes						
	reply address			SE			E	SL
	length of reply	SLE	SLE	SE				
	ecb address			SE			E	SL
	ROUTCDE=		SL					
	DESC=		SL					
XCTL	(reg1, reg2)		SE				E	S
	DCB=			SE			E	SL
	DE=			SE			E	SL
	EP=	SLE						
	EPLOC=			SE			E	SL

Programming Conventions for SVC Routines

Conventions	Type 1	Type 2	Type 3	Type 4
Part of resident control program	Yes	Yes	No	No
Size of routine	Any	Any	≤2048 bytes	Each load module ≤2048 bytes
Reenterable routine	Optional, but must be serially reusable	Yes	Yes	Yes
May allow interruptions	Yes	Yes	Yes	Yes
Entry point	Must be the first byte of the routine or load module, and must be on a double-word boundary			
Number of routine	Numbers assigned to your SVC routines should be in descending order from 255 through 200			
Name of routine	IGCnnn	IGCnnn	IGC00nnn	IGCssnnn
Register contents at entry time	Registers 3, 4, 5, and 14 contain communication pointers; registers 0, 1, and 15 are parameter registers			
May contain relocatable data	Yes	Yes	No	No
Can supervisor request block (SVRB) be extended	Not applicable	Yes	Yes	Yes
May issue WAIT macro instruction	No	Yes	Yes	Yes
May issue XCTL macro instruction	No	No	No	Yes
May issue SVC s	No	Yes	Yes	Yes
Exit from SVC Routine	Branch using return register 14			
Method of abnormal termination	Use resident abnormal termination routine	Use ABEND macro instruction or resident abnormal termination routine		

SVC Register Contents

Dec (hex) No.	Type	Macro	Register 0	Register 1
0(0)	I	EXCP		IOB address
1(1)	I	WAIT	Event count	ECB address of 2's complement of ECB list address
1(1)	I	PRTOV		
2(2)	I	POST	Completion code	ECB address or parm list address with high-order bit on
3(3)	I	EXIT		
4(4)	I	GETMAIN		Parameter list address
5(5)	I	FREEMAIN		Parameter list address
6(6)	II	LINK		
7(7)	II	XCTL		
8(8)	II	LOAD	Address of entry point address	DCB address
9(9)	II	DELETE	Address of program name	
10(A)	I	GETMAIN or FREEMAIN	Subpool number (byte 0), length (bytes 1-3)	If negative, indicates GETMAIN. If positive, contains address of area to be freed
11(B)	I	TIME	Pointer to a doubleword to store TOD if MIC specified	Time units code
12(C)	II	SYNCH		
13(D)	IV	ABEND		Completion code
14(E)	II	SPIE		PICA address
15(F)	I	ERREXCP		Address of request queue element
16(10)	III	PURGE		
17(11)	III	RESTORE		IOB chain address
18(12)	II	BLDL/FIND	Address of build list	DCB address
19(13)	IV	OPEN		Address of parameter list of DCB addresses
20(14)	IV	CLOSE		Address of parameter list of DCB addresses
21(15)	III	STOW	Parameter list address	DCB address

SVC Register Contents (cont'd)

Dec (hex) No.	Type	Macro	Register 0	Register 1
22(16)	IV	OPEN TYPE=J		Address of parameter list of DCB addresses
23(17)	IV	CLOSE TYPE=T		Address of parameter list of DCB addresses
24(18)	III	DEVTYPE		ddname address
25(19)	III	TRKBAL		DCB address
26(1A)	IV	CATALOG		Parameter list address
26(1A)	IV	INDEX		Parameter list address
26(1A)	IV	LOCATE		Parameter list address
27(1B)	III	OBTAIN		Parameter list address
28(1C)	IV	CVOL		
29(1D)	IV	SCRATCH	UCB address	Parameter list address
30(1E)	IV	RENAME	UCB address	Parameter list address
31(1F)	IV	FEOV		DCB address
32(20)	IV	ALLOC		Address of UCB list
33(21)	III	IOHALT		UCB address
34(22)	IV	MGCR (MAST CMD EXCP)		
34(22)	IV	QEDIT		
35(23)	IV	WTO		Message address
35(23)	IV	WTOR		Message address
36(24)	IV	WTL		Message address
37(25)	II	SEGLD		Segment name addr
37(25)	II	SEGWT		Segment name addr
38(26)		Reserved		
39(27)	III	LABEL		Parameter list address
40(28)	II	EXTRACT		Parameter list address
41(29)	II	IDENTIFY	Entry point name address	Size of work area in doublewords
42(2A)	II	ATTACH		May contain user parm list address
43(2B)	III	CIRB	Entry point address	Size of work area in doublewords
43(2B)	II	DIRB		

SVC Register Contents (cont'd)

Dec (hex) No.	Type	Macro	Register 0	Register 1
44(2C)	III	CHAP	+Increase priority -Decrease priority	TCB address
45(2D)	II	OVLYBRCH		
46(2E)	I	TTIMER		1: Cancel
47(2F)	II	STIMER	Exit address (Option flags in high order byte)	Timer interval address
48(30)	II	DEQ		DEQ parameter list address
49(31)		Reserved		
50(32)		Reserved		
51(33)	IV	SNAP		Parameter list address
52(34)	IV	RESTART		DCB address
53(35)	III	RELEX	Key address	DCB address
54(36)	II	DISABLE		
55(37)	IV	EOV	IOB address	DCB address
56(38)	II	ENQ		ENQ parameter list address
57(39)	III	FREEDBUF	DECB address	DCB address
58(3A)	II	RELBUF		DCB address
58(3A)	II	REQBUF		DCB address
59(3B)	IV	OLTEP		
60(3C)	III	STAE	0 Create SCB 4 Cancel SCB 8 Overlay SCB	Parameter list address
61(3D)		Reserved		
62(3E)	III	DETACH		TCB address location
63(3F)	IV	CHKPT		DCB address
64(40)	III	RDJFCB		Address of parameter list of DCB addresses
65(41)		Reserved		
66(42)	IV	BTAMTEST		
68(44)	IV	SYNADAF	Same as reg 0 on entry to SYNAD	Same as reg 1 on entry to SYNAD
68(44)	IV	SYNADRLS		
69(45)	III	BSP		DCB address
70(46)	II	GSERV		Parameter list address

SVC Register Contents (cont'd)

Dec (hex) No.	Type	Macro	Register 0	Register 1
71(47)	IV	RLSEBFR		Parameter list address
71(47)	IV	ASGNBRF		Parameter list address
71(47)	IV	BUFINQ		Parameter list address
72(48)	IV	CHATR		Parameter list address
73(49)	IV	SPAR		Parameter list address
74(4A)	IV	DAR		Parameter list address
75(4B)	III	DQUEUE		Parameter list address
76(4C)	IV	IFBSTAT		
77(4D)		Reserved		
78(4E)	IV	DSCAN		
80(50)		Reserved		
81(51)	IV	SETPRT		
82(52)	IV	DASDR		
83(53)	III	SMFWTM		Message address
84(54)	I	GRAPHICS		
85(55)	IV	DDRSWAP		
86(56)	IV	ATLAS		Parameter list address
87(57)	III	DOM		DOM message Id if reg 0=0 A pointer to a list of DOM message Ids if reg 0 negative.
88(58)	III	MOD88	Routine Code	DCB address
89(59)	III	EMSRV		Parameter list address
90(5A)	IV	XQMNGR	Address of list of ECB/ IOB pointers (optional)	QMPA address
91(5B)	IV	VOLSTAT	DCB address	Zero: issued by CLOSE Non-zero: issued by EOV
92(5C) - 101(65)		Reserved		
102(66)	I	AQCTL		Parameter list address
103(67)	III	XLATE		
104(68)	IV	TOPCTL		
105(69)	III	IMAGLIB		
106(6A)		Reserved		
107(6B)	I	MODESET		Parameter list address
108(6C)		Reserved		

SVC Register Contents (cont'd)

Dec (hex) No.	Type	Macro	Register 0	Register 1
109(6D)	II	Extended SVC Router (ESR)	Parameters to ESR	Parameters to ESR
110(6E)		Reserved		
111(6F)	II	JECS		Parameter List address
112(70)	I	PGRLE	Low address	High address
113(71)	I	SIR	ECB address or pointer to parameter list or contents ignored	Parameter word or PA
114(72)	I	EXCPVR		Parameter List address
115(73)		Reserved		
116(74)	I	Extended SVC Router (ESR)	Parameters to ESR	Parameters to ESR
117(75)	IV	DEBCHEK	Function	† DCB
118(76)	I	AT		
119(77)	2	TESTAUTH		
122(7A)	3	ESR		

SVC Directory

Dec. (hex) No.	Type	Macro	Module Name
0 (0)	1	EXCP	IEAIOS00
1 (1)	1	WAIT	IEAAWT
2 (2)	1	POST	IEAAPT
3 (3)	1	EXIT	IEAATA00
4 (4)	1	GETMAIN	IEAAMS00
5 (5)	1	FREEMAIN	IEAAMS00
6 (6)	2	LINK	IEAATC00
7 (7)	2	XCTL	IEAATC00
8 (8)	2	LOAD	IEAATC00
9 (9)	2	DELETE	IEAJDL00
10(A)	1	REGMAIN	IEAAMSG0
11(B)	1	TIME	IEAORT01
12(C)	2	SYNCH	IEAASY00
13(D)	4	ABEND	IEANTM00- IEANTM0M
14(E)	2	SPIE	IEAAPX00
15(F)	1	ERREXCP	IEAIOS00
16(10)	3	PURGE	IECIPRL2
17(11)	3	RESTORE	IGC0001G
18(12)	2	BLDL/FIND	IGC018
19(13)	4	OPEN	IGC00011
20(14)	4	CLOSE	IGC00020
21(15)	3	STOW	IGC0002A
22(16)	4	OPEN	IGC0002B
		TYPE=J	
23(17)	4	CLOSE	IGC0002C
		TYPE=T	
24(18)	3	DEVTYPE	IGC0002D
25(19)	3	TRKBAL	IGC0002E
26(1A)	4	CATALOG	IGC0002F
26(1A)	4	INDEX	IGC0002F

SVC Directory (cont'd)

Dec. (hex) No.	Type	Macro	Module Name
26(1A)	4	LOCATE	IGC0002F
27(1B)	3	OBTAIN	IGC0002G
28(1C)	4	CVOL	IGC0002H
29(1D)	4	SCRATCH	IGC0002I
30(1E)	4	RENAME	IGC00030
31(1F)	4	FEOV	IGC0003A
32(20)	4	ALLOC	IGC0003B
33(21)	3	IOHALT	IGC0003C
34(22)	4	MGCR	IEE0303D
34(22)	4	QEDIT	IEE0303D
35(23)	4	WTO	IEEMFWTO
35(23)	4	WTOR	IEEMFWTO
36(24)	4	WTL	IEE0303F
37(25)	2	SEGLD	IEWSUOVR
37(25)	2	SEGWT	IEWSUOVR
39(27)	3	LABEL	IGC0003I
40(28)	2	EXTRACT	IEABXR00
41(29)	2	IDENTIFY	IEAAID00
42(2A)	2	ATTACH	IEAQAT
43(2B)	2	CIRB	IEAAEF00
43(2B)	2	DIRB	IEAAEF00
44(2C)	1	CHAP	IEAQT800
45(2D)	2	OVLYBRCH	IEWSVOVR
46(2E)	1	TTIMER	IEA0ST01
47(2F)	2	STIMER	IEA0ST01
48(30)	2	DEQ	IEAGENQ1
51(33)	4	SNAP	IEAAAD00- IEAA AD05 and IEAAAD0A- IEAAAD0L
52(34)	4	RESTART	IEFVSMBR
53(35)	3	RELEX	IGC0005C

SVC Directory (cont'd)

Dec. (hex) No.	Type	Macro	Module Name
54(36)	2	DISABLE	IGC054
55(37)	4	EOV	IGC0005E
56(38)	2	ENQ	IEAGENQ1
57(39)	3	FREEDBUF	IGC0005G
58(3A)	2	RELBUF	IGC058
58(3A)	2	REQBUF	IGC058
59(3B)	4	OLTEP	IGC0005I
60(3C)	3	STAE	IEAAST00
62(3E)	3	DETACH	IEAGED02
63(3F)	4	CHKPT	IHJACP00
64(40)	3	RDJFCB	IGC0006D
66(42)	4	BTAMTEST	IGC0006E
68(44)	4	SYNADAF	IGC0006H
68(44)	4	SYNADRLS	IGC0006H
69(45)	3	BSP	IGC0006I
70(46)	2	GSERV	IGC070
71(47)	4	RLSEBFR	IGC0007A
71(47)	4	ASGNBRF	IGC0007A
71(47)	4	BUFINQ	IGC0007A
72(48)	4	CHATR	IEECMCTR
73(49)	4	SPAR	IGC0007C
74(4A)	4	DAR	IEADTM22- IEADTM23
75(4B)	3	DQUEUE	IGC0007E
76(4C)	3	IFBSTAT	IFBSTAT
78(4E)	4	DSCAN	IGC0007H
81(51)	4	SETPRT	IGC0008A
82(52)	4	DASDR	IGC0008B
83(53)	3	SMFWTM	IEESMF8C
84(54)	1	GRAPHICS	IGC084
85(55)	4	DDRSWAP	IGC0008E

SVC Directory (cont'd)

Dec. (hex) No.	Type	Macro	Module Name
86(56)	4	ATLAS	IGC0008F
87(57)	3	DOM	IEECKDOM
88(58)	3	MOD88	IGC0008H
89(59)	3	EMSRV	IGC0008I
90(5A)	4	XQMNGR	IEFXQM00
91(5B)	3	VOLSTAT	IGC0009A
102(66)	1	AQCTL	IEDQEB
103(67)	2/3	XLATE	IGG0010C
104(68)	4	TOPCTL	IEDQEB
105(69)	3	IMAGLIB	IGC0010E
107(6B)	1	MODESET	IEAVMODE
109(6D)	2	ESR (extended SVC router)	IGC116
111(6F)	2	JECS	IFGAZ016
112(70)	1	PGRLSE	IEAAIH00
113(71)	1	SIR	IEAAIH00
114(72)	1	EXCPVR	IEAIOS00
116(74)	1	ESR	IGC116
117(75)	4	DEBCHK	IFGDEBCHK
118(76)	1	AT	IEAAIH00
119(77)	2	TESTAUTH	IEAVTEST
122(7A)	3	ESR	IGC116

Load Module Control

Explanation of Style	Footnotes:
Words in all capitals are coded as shown; appropriate values are to be substituted for words in lower case letters. Brackets, [], enclose operands that may be used or omitted as required; stacking within braces, { }, is used to indicate a choice of operands or values. Underlining, <u> </u> , indicates a default value.	<ul style="list-style-type: none"> * In full-word on full-word boundary ** In double-word on double-word boundary + Left justified in double-word on byte boundary o Multiple of eight; value given in bytes

Load Module Control

Pass control and initiate execution	CALL	entry point name [, (address parameter [, address parameter], ...), VL]] [, ID=0 to 65535]
Dynamically load and initiate execution	LINK	{ EP=entry point name EPLOC=address of entry point name ⁺ DE=address of list entry } [, DCB=dcB address] [, PARAM=(address parameter [, address parameter], ...) [, VL=1]] [, ID=0 to 65535]
Transfer control	XCTL	[range of registers to be restored], { EP=entry point name EPLOC=address of entry point name ⁺ DE=address of list entry } [, DCB=dcB address]
Dynamically load	LOAD	{ EP=entry point name EPLOC=address of entry point name ⁺ DE=address of list entry } [, DCB=dcB address]
Delete	DELETE	{ EP=entry point name EPLOC=address of entry point name ⁺ DE=address of list entry }
Identify embedded entry point	IDENTIFY	{ EP=entry point name EPLOC=address of entry point name ⁻ }, ENTRY=entry point address
Load overlay segment	SEGWT	external segment name

Synchronization

Wait for event	WAIT	[number of events,] { ECB=ecb address ECBLIST=address of list of ecb addresses* }
Wait for event while lower priority task is executed	WAITR	[number of events,] { ECB=ecb address ECBLIST=address of list of ecb addresses* }
Post event completion	POST	ecb address [, completion code]
Request control of serially reusable resource	ENQ	(qname address, rname address, [E S], [rname length], [SYSTEM STEP], ...) [, RET=TEST RET=USE RET=HAVE RET=CHNG]
Release serially reusable resource	DEQ	(qname address, rname address, [rname length], [STEP SYSTEM], ...) [, RET=HAVE] E means exclusive control } default is E S means shared control SYSTEM means resource used by more than one job STEP means resource used by issuing job
Set interval timer	STIMER	{ REAL, [address of interval end routine] TASK, [address of interval end routine] WAIT } { , DINTVL=address of decimal interval** BINTVL=address of binary interval in seconds* TUINTVL=address of binary interval in timer units* TOD=address of time-of-day of interval end** }
Test interval timer	TTIMER	[CANCEL] [, TU]
<p>TIME AND TIME INTERVALS FOR TTIMER AND STIMER</p> <p>Decimal (DINTVL operands): Eight unpacked decimal digits in format HHMMSSh HH = hours in 24-hour clock MM = minutes SS = seconds h = tenths of seconds h = hundredths of seconds</p> <p>Binary in seconds (BINTVL operands): Unsigned 32-bit binary number in a full-word on full-word boundary; least significant bit has a value of 0.01 second</p> <p>Binary in timer units (TU or TUINTVL operands): Unsigned 32-bit binary number in a full-word on full-word boundary; least significant bit has a value of 1 timer unit (1timer unit = 26 microseconds)</p>		

Synchronization (cont'd)

Set interval timer extended	STIMERE	<pre> ID= {value addr ALL¹ } { ,BINTVL= {value addr } ,DINTVL= {value addr } [,REPLACE=YES] ,MICVL= {value addr } } { ,TEST = { (BIN, addr) (DEC, addr) (MIC, addr) } } { ,CANCEL=YES ,CANCEL=YES,TEST= { (BIN, addr) (DEC, addr) (MIC, addr) } } [,ECB=addr ,EXIT=addr,SVAREA= { YES NO }] [,ERRET=addr] </pre>
-----------------------------	---------	--

Note¹: ID=ALL can be used with CANCEL if TEST is not specified;
 ID=ALL is defaulted if CANCEL appears alone. ALL is invalid for all other uses of ID.

TIME INTERVALS FOR STIMERE

Decimal (DINTVL operand):

Eight unpacked decimal digits in format HHMMSSst

HH = hours in 24-hour clock

MM = minutes

SS = seconds

t = tenths of seconds

h = hundredths of seconds

Binary in seconds (BINTVL operand):

31-bit positive binary number in a full-word on full-word boundary; least significant bit has a value of 0.01 second

Binary in microseconds (MICVL operand):

Unsigned 64-bit binary number in a double-word on a double-word boundary. Bit 51 is the low order digit of the interval value.

Program Interrupt Control

(see explanation of style - page 3-27)

Enable and disable program interruptions and transfer control to Interruption exit routine	SPIE	[interruption exit routine address] [, (interruption type[, interruption type], ...)]
--	------	--

INTERRUPTION TYPES FOR SPIE					
Type	Meaning	Maskable	Type	Meaning	Maskable
1	Operation	No	9	Fixed-point divide	No
2	Privileged operation	No	10	Decimal overflow	Yes
3	Execute	No	11	Decimal divide	No
4	Protection	No	12	Exponent overflow	No
5	Addressing	No	13	Exponent underflow	Yes
6	Specification	No	14	Significance	Yes
7	Data	No	15	Floating-point divide	No
8	Fixed-point overflow	Yes			

CONTROL BLOCKS																						
<p>Event control block (ECB):</p> <p>0 1 2 31 bits</p> <table border="1"> <tr> <td>W</td> <td>C</td> <td>completion code</td> </tr> </table> <p>W = wait flag C = completion flag</p>	W	C	completion code	<p>Program interruption control area (PICA):</p> <p>0 1 2 3 4 5 bytes</p> <table border="1"> <tr> <td>0000</td> <td>program mask</td> <td>exit routine address</td> <td>interruption mask</td> </tr> </table> <p>Program interruption element (PIE):</p> <p>0 1 2 3 bytes</p> <table border="1"> <tr> <td>0</td> <td>PICA address</td> </tr> <tr> <td>4</td> <td>Old Program Status Word after interruption</td> </tr> <tr> <td>12</td> <td>Register 14</td> </tr> <tr> <td>16</td> <td>Register 15</td> </tr> <tr> <td>20</td> <td>Register 0</td> </tr> <tr> <td>24</td> <td>Register 1</td> </tr> <tr> <td>28</td> <td>Register 2</td> </tr> </table> <p>bytes</p>	0000	program mask	exit routine address	interruption mask	0	PICA address	4	Old Program Status Word after interruption	12	Register 14	16	Register 15	20	Register 0	24	Register 1	28	Register 2
W	C	completion code																				
0000	program mask	exit routine address	interruption mask																			
0	PICA address																					
4	Old Program Status Word after interruption																					
12	Register 14																					
16	Register 15																					
20	Register 0																					
24	Register 1																					
28	Register 2																					

General Services

(see explanation of style - page 3-27)

Delete message(s) from display	DOM	{ MSG=register containing 24-bit, right-justified message number MSGLIST=address of list of fullwords, each a 24-bit, right-justified identification number of message to be deleted }
Write to operator	WTO	{ 'message' [('text' [,line type]), ...] [,ROUTCDE=(number [,number] , ...)] [,DESC=number]
Write to operator and wait for reply	WTOR	'message', address of reply area, length of reply, ecb address [,ROUTCDE=(number [,number] , ...)] [,DESC=message descriptor code(s)]
Write to log	WTL	'message'
Divide extended precision floating point number	DXR	register containing dividend, register containing divisor <div style="border: 1px solid black; padding: 2px; width: fit-content; margin: 0 auto;">Only registers 0 and 4 can be used; they may be specified in either order.</div>
Get time and date	TIME	<div style="border: 1px solid black; padding: 2px; width: fit-content; margin: 0 auto;">DEC BIN TU MIC, address</div>

TIME FOR TIME

Decimal (DEC operand):

Eight packed decimal digits in format HHMMSSh

HH = hours in 24-hour clock

MM = minutes

SS = seconds

t = tenths of seconds

h = hundredths of seconds

Binary in seconds (BIN operand):

Unsigned 32-bit binary number in a full-word on full-word boundary; least significant bit has a value of 0.01 second

Binary in timer units (TU operand):

Unsigned 32-bit binary number in a full-word on full-word boundary; least significant bit has a value of 1 timer unit (1 timer unit = 26 micro-seconds)

Binary in microseconds (MIC operand):

Unsigned 64-bit binary number in a double-word on a double-word boundary. Bit 51 is the low order digit of the interval value.

General Services (cont'd) - Termination

(see explanation of style - page 3-27)

Save register contents	SAVE	(range of registers to be stored) [,T] [,identifier] In SAVE, T means: save registers 14 and 15.																																								
Dump storage and continue	SNAP	DCB=address of data control block [,TCB=address of TCB address*] [,ID=1 to 127] [,SDATA=(<table border="0" style="display: inline-table; vertical-align: middle;"> <tr> <td style="border: 1px solid black; padding: 2px;">ALL NUC TRT CB Q</td> <td style="font-size: 2em; padding: 0 5px;">}</td> <td style="border: 1px solid black; padding: 2px;">,ALL ,NUC ,TRT ,CB ,Q</td> <td style="padding: 0 10px;">...)]</td> </tr> </table> [,PDATA=(<table border="0" style="display: inline-table; vertical-align: middle;"> <tr> <td style="border: 1px solid black; padding: 2px;">ALL PSW REGS SA or SAH JPA or LPA or ALLPA SPLS</td> <td style="font-size: 2em; padding: 0 5px;">}</td> <td style="border: 1px solid black; padding: 2px;">,ALL ,PSW ,REGS ,SA or ,SAH ,JPA or ,LPA or ,ALLPA ,SPLS</td> <td style="padding: 0 10px;">...)]</td> </tr> </table> <table border="1" style="width: 100%; border-collapse: collapse;"> <thead> <tr> <th style="text-align: left;">SNAP</th> <th style="text-align: left;">SDATA VALUES</th> </tr> </thead> <tbody> <tr> <td>ALL</td> <td>= all of the following fields</td> </tr> <tr> <td>NUC</td> <td>= all of nucleus except trace table</td> </tr> <tr> <td>TRT</td> <td>= trace table</td> </tr> <tr> <td>CB</td> <td>= TCB, active RBs, JPACQ, and MSS control blocks</td> </tr> </tbody> </table> <table border="1" style="width: 100%; border-collapse: collapse;"> <thead> <tr> <th style="text-align: left;">SNAP</th> <th style="text-align: left;">PDATA VALUES</th> </tr> </thead> <tbody> <tr> <td>ALL</td> <td>= all of the following fields (assume SA and ALLPA)</td> </tr> <tr> <td>PSW</td> <td>= Program Status Word when SNAP was issued</td> </tr> <tr> <td>REGS</td> <td>= contents of general registers when SNAP was issued</td> </tr> <tr> <td>SA</td> <td>= linkage information and back trace</td> </tr> <tr> <td>SAH</td> <td>= linkage information only</td> </tr> <tr> <td>JPA</td> <td>= all virtual storage assigned to job step</td> </tr> <tr> <td>LPA</td> <td>= contents of resident reenterable load module</td> </tr> <tr> <td>ALLPA</td> <td>= JPA + LPA</td> </tr> <tr> <td>SPLS</td> <td>= contents of virtual storage subpools 0 - 127</td> </tr> </tbody> </table> <table border="0" style="width: 100%;"> <tr> <td style="border: 1px solid black; padding: 2px;">[,STORAGE = (starting address, ending address,...)]</td> </tr> <tr> <td style="border: 1px solid black; padding: 2px;">[,LIST = address of list</td> </tr> </table>	ALL NUC TRT CB Q	}	,ALL ,NUC ,TRT ,CB ,Q	...)]	ALL PSW REGS SA or SAH JPA or LPA or ALLPA SPLS	}	,ALL ,PSW ,REGS ,SA or ,SAH ,JPA or ,LPA or ,ALLPA ,SPLS	...)]	SNAP	SDATA VALUES	ALL	= all of the following fields	NUC	= all of nucleus except trace table	TRT	= trace table	CB	= TCB, active RBs, JPACQ, and MSS control blocks	SNAP	PDATA VALUES	ALL	= all of the following fields (assume SA and ALLPA)	PSW	= Program Status Word when SNAP was issued	REGS	= contents of general registers when SNAP was issued	SA	= linkage information and back trace	SAH	= linkage information only	JPA	= all virtual storage assigned to job step	LPA	= contents of resident reenterable load module	ALLPA	= JPA + LPA	SPLS	= contents of virtual storage subpools 0 - 127	[,STORAGE = (starting address, ending address,...)]	[,LIST = address of list
ALL NUC TRT CB Q	}	,ALL ,NUC ,TRT ,CB ,Q	...)]																																							
ALL PSW REGS SA or SAH JPA or LPA or ALLPA SPLS	}	,ALL ,PSW ,REGS ,SA or ,SAH ,JPA or ,LPA or ,ALLPA ,SPLS	...)]																																							
SNAP	SDATA VALUES																																									
ALL	= all of the following fields																																									
NUC	= all of nucleus except trace table																																									
TRT	= trace table																																									
CB	= TCB, active RBs, JPACQ, and MSS control blocks																																									
SNAP	PDATA VALUES																																									
ALL	= all of the following fields (assume SA and ALLPA)																																									
PSW	= Program Status Word when SNAP was issued																																									
REGS	= contents of general registers when SNAP was issued																																									
SA	= linkage information and back trace																																									
SAH	= linkage information only																																									
JPA	= all virtual storage assigned to job step																																									
LPA	= contents of resident reenterable load module																																									
ALLPA	= JPA + LPA																																									
SPLS	= contents of virtual storage subpools 0 - 127																																									
[,STORAGE = (starting address, ending address,...)]																																										
[,LIST = address of list																																										
Record trace data	GTRACE	DATA=address,LNG=number of bytes of data,ID=record ID [,FID=format identifier routine]																																								

Termination

Terminate normally	RETURN	[(range of registers to be restored)] [,T] [[,RC=0 to 4095] [,RC=(15)]] In RETURN, T means: place all ones in high-order byte of save area word 4.
Terminate abnormally	ABEND	0 to 4095, [DUMP] [,STEP]

Task Control

(see explanation of style - page 3-27)

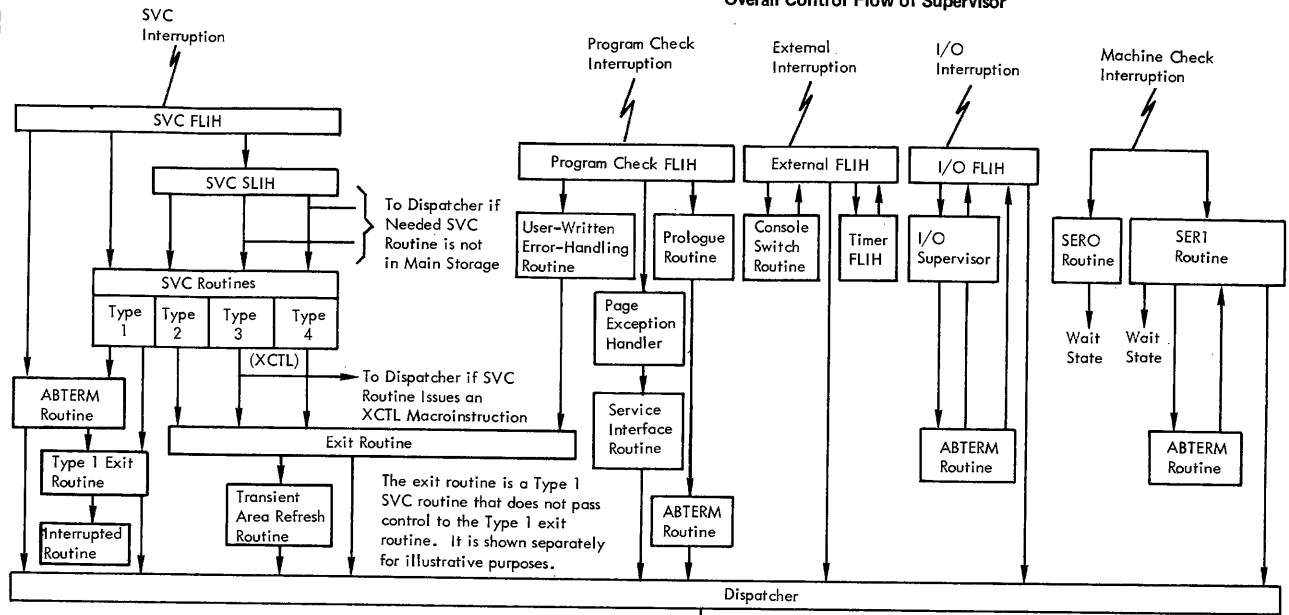
Dynamically load and initiate execution	ATTACH	<p> $\left\{ \begin{array}{l} EP=\text{entry point name} \\ EPLOC=\text{address of entry point name}^* \\ DE=\text{address of name field of list entry} \end{array} \right\} \left[, DCB=\text{dcb address} \right]$ $[, PARAM=(\text{address parameter} [, \text{address parameter}] \dots) [, VL=1]]$ $[, ECB=\text{ecb address}] [, ETXR=\text{address of routine to be entered when subtask terminates}]$ $[, LPMOD=\text{number subtracted from limit priority}]$ $[, DPMOD=\text{signed number algebraically added to dispatching priority}]$ $[, TOE= \left\{ \begin{array}{l} YES \\ NO \end{array} \right\}]$ $[, FPREGSA= \left\{ \begin{array}{l} YES \\ NO \end{array} \right\}]$ </p>
Delete	DETACH	address of tcb address*
Change priority	CHAP	<p>signed number to be algebraically added to dispatching priority</p> <p> $\left[, \text{address of tcb address} \right]$ $[, 'S'$ </p> <div style="border: 1px solid black; padding: 2px; width: fit-content; margin-left: 100px;"> <p>*'S' indicates that the priority of the active task is to be changed.</p> </div>

Virtual Storage Allocation

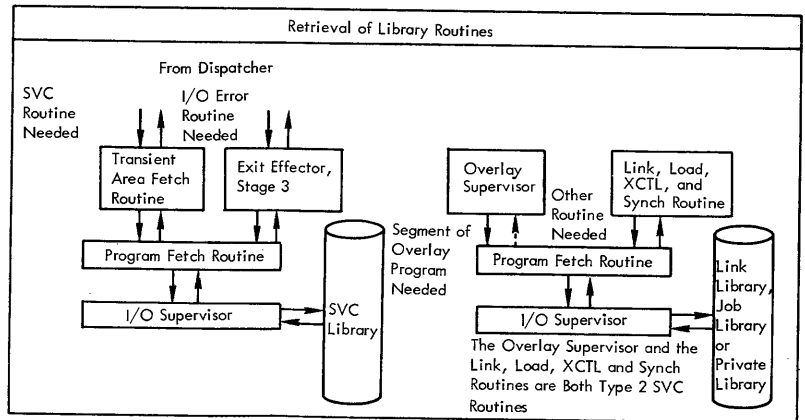
(see explanation of style - page 3-27)

Allocate storage	GETMAIN GETMAIN	$R, LV=length^0 [, SP=0 \text{ to } 127]$ $\left\{ \begin{array}{l} \{ EC \}, LV=length^0 \\ \{ EU \} \end{array} \right\}, A=address \text{ of specification list}$ $\left\{ \begin{array}{l} \{ VC \}, LA=address \text{ of length}^0 \text{ list} \\ \{ VU \} \end{array} \right\}$ $[, SP=0 \text{ to } 127] [, BNDRY=\{ \overline{DBLWD} \} \overline{PAGE}]$
Release storage	FREEMAIN FREEMAIN	$\{ R, LV=length^0, A=address \text{ of storage area address}^* \text{ list } [, SP=0 \text{ to } 127] \}$ $\{ R, SP=(0) \}$ $\{ E, LV=length^0 \}, A=address \text{ of storage area address}^* \text{ list } [, SP=0 \text{ to } 127]$ $\{ V \}$
<p><u>MODE OPERANDS FOR GETMAIN AND FREEMAIN</u></p> <p>R=register type E=single area, fixed length V=single area, variable length U=unconditional C=conditional</p>		
Release virtual storage	PGRlse	LA=low address of area, HA=high address+1 of area

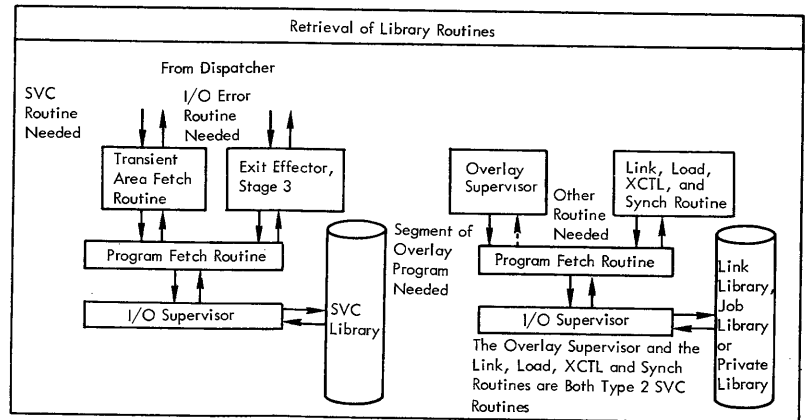
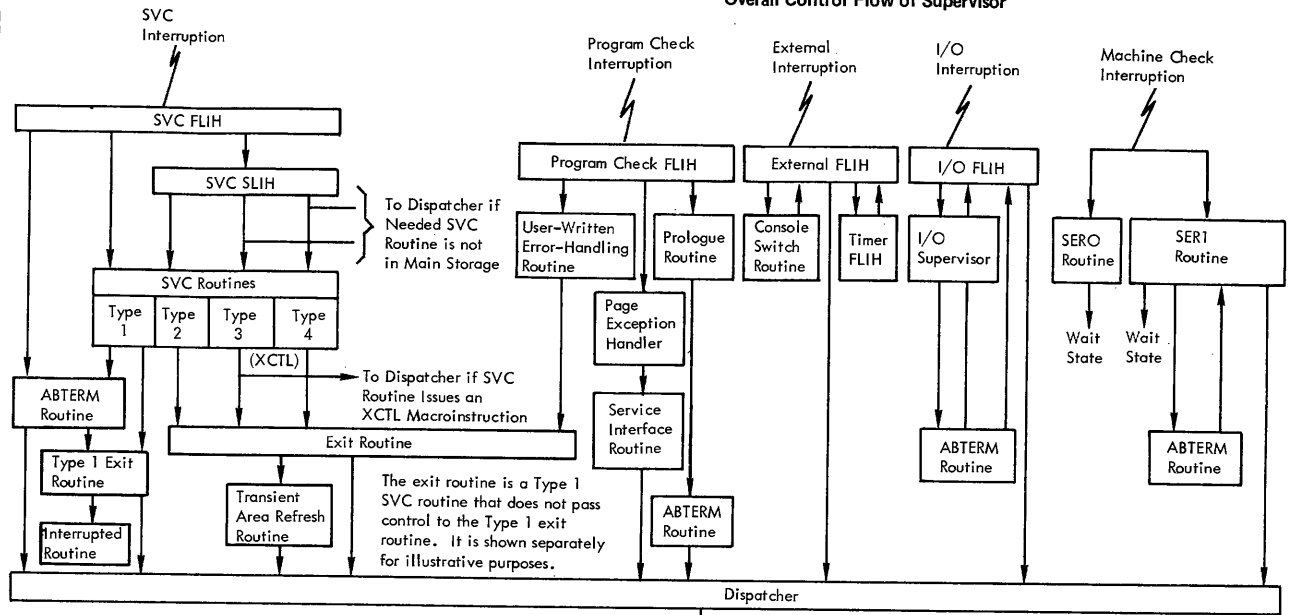
Overall Control Flow of Supervisor



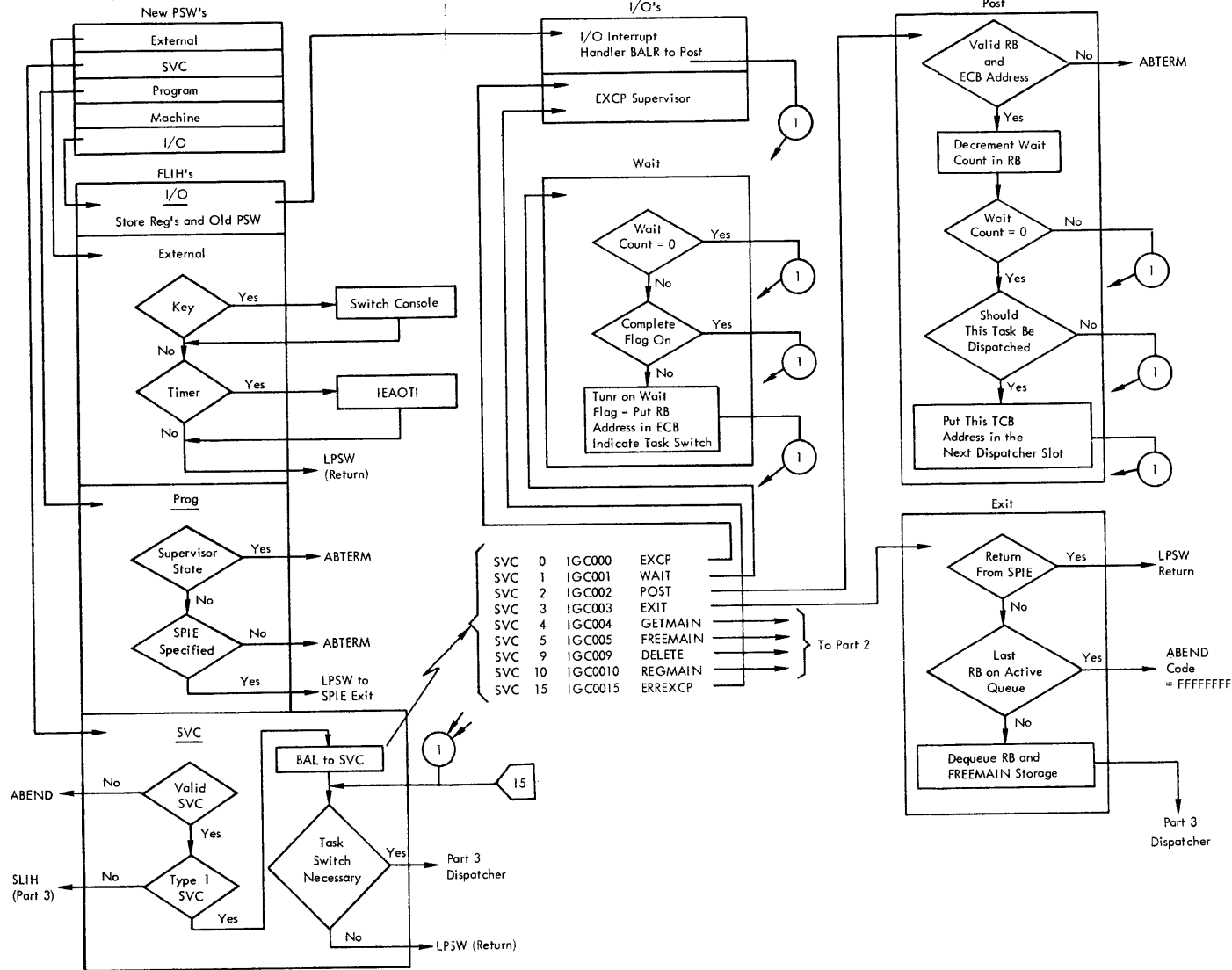
Routine Represented by Highest - Priority "Ready" TCB



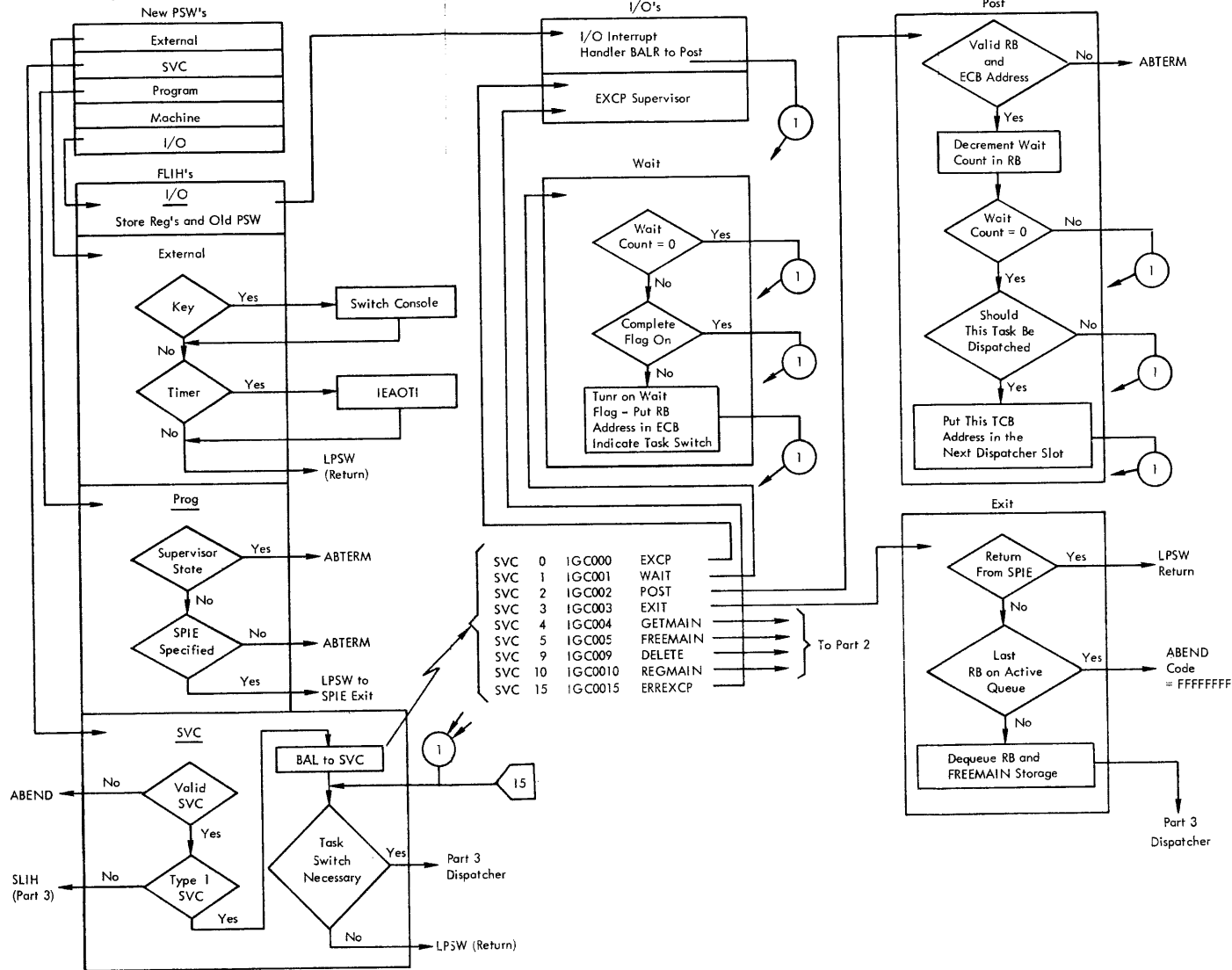
Overall Control Flow of Supervisor

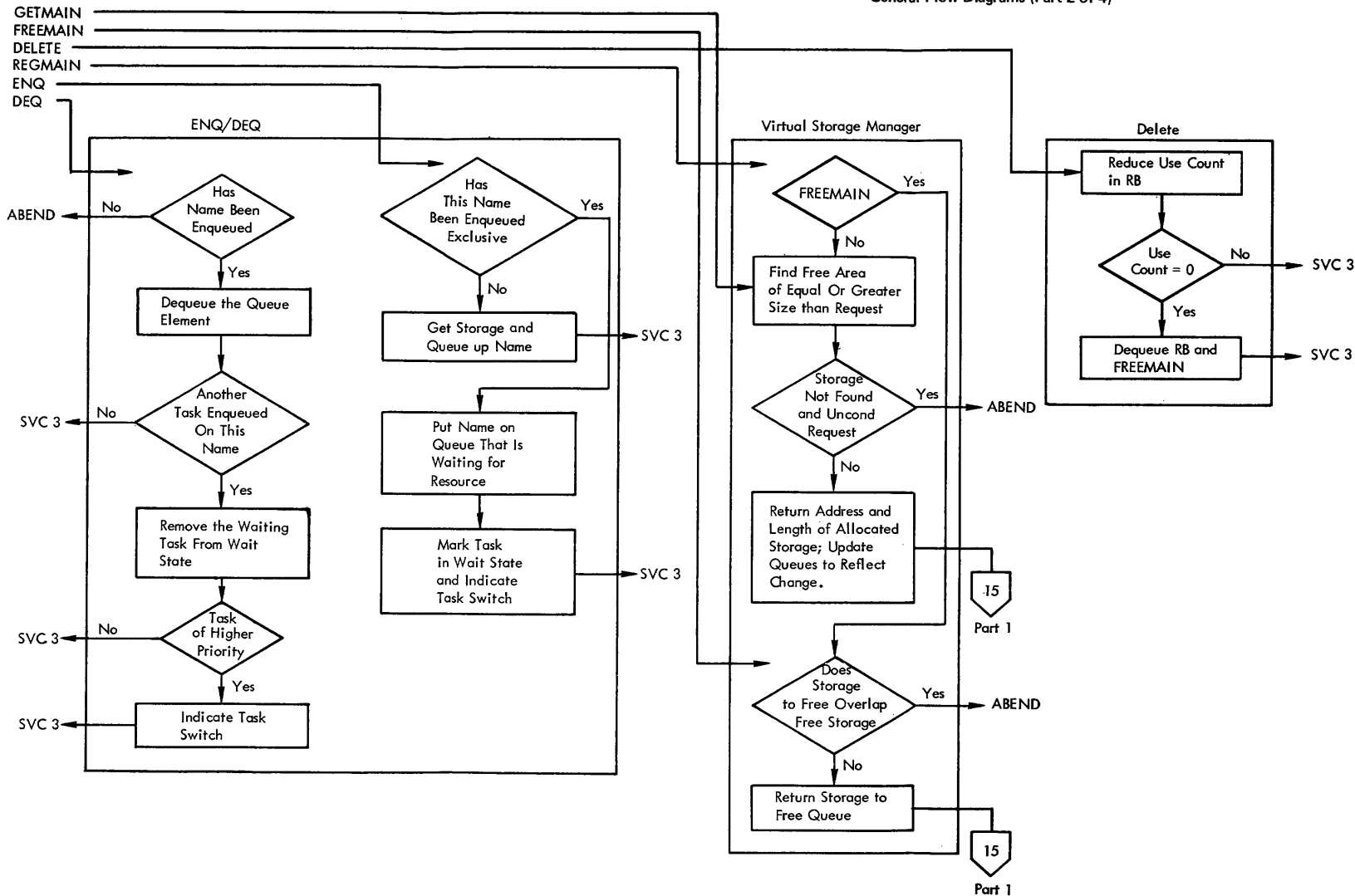


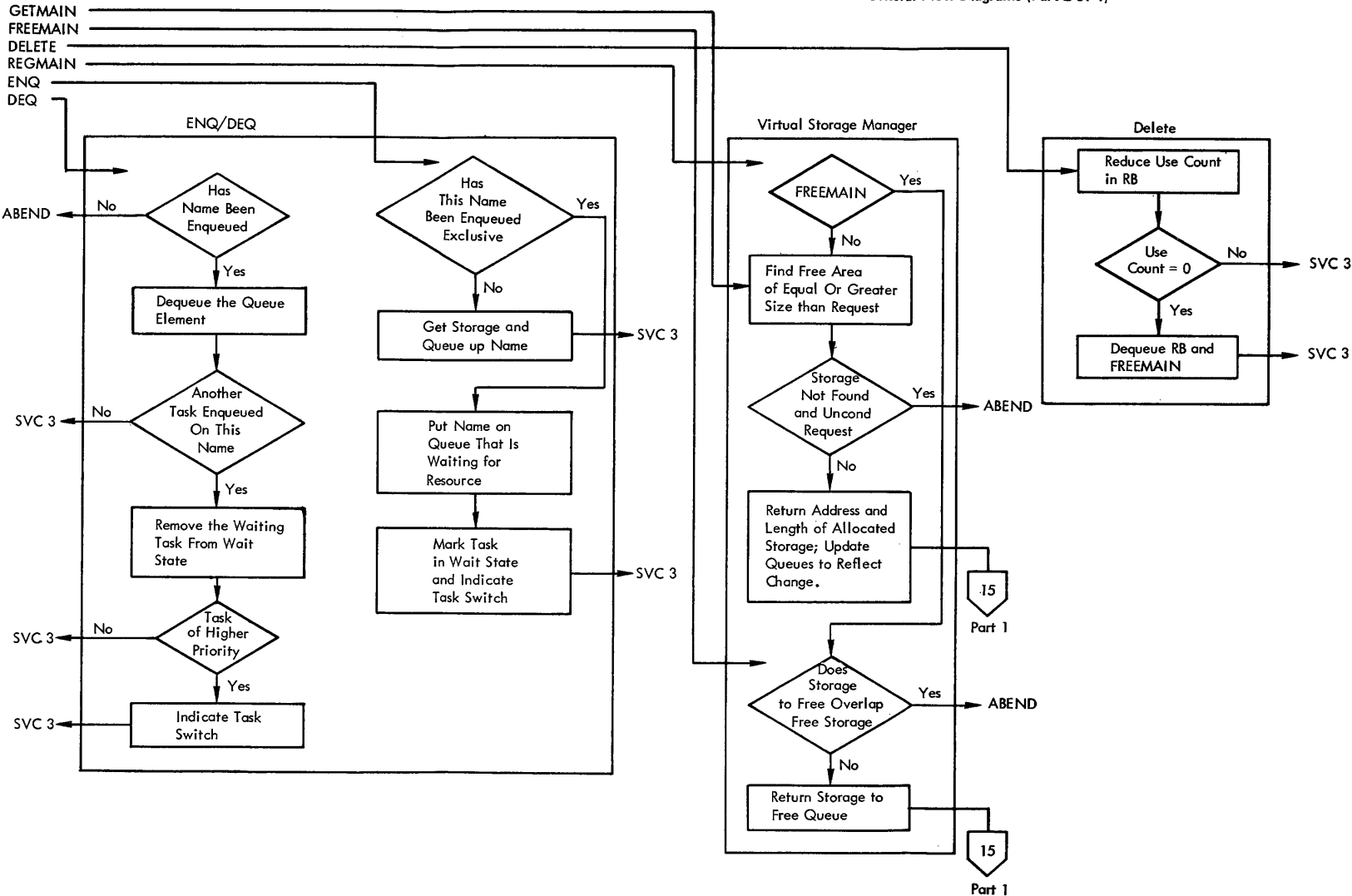
General Flow Diagrams (Part 1 of 4)

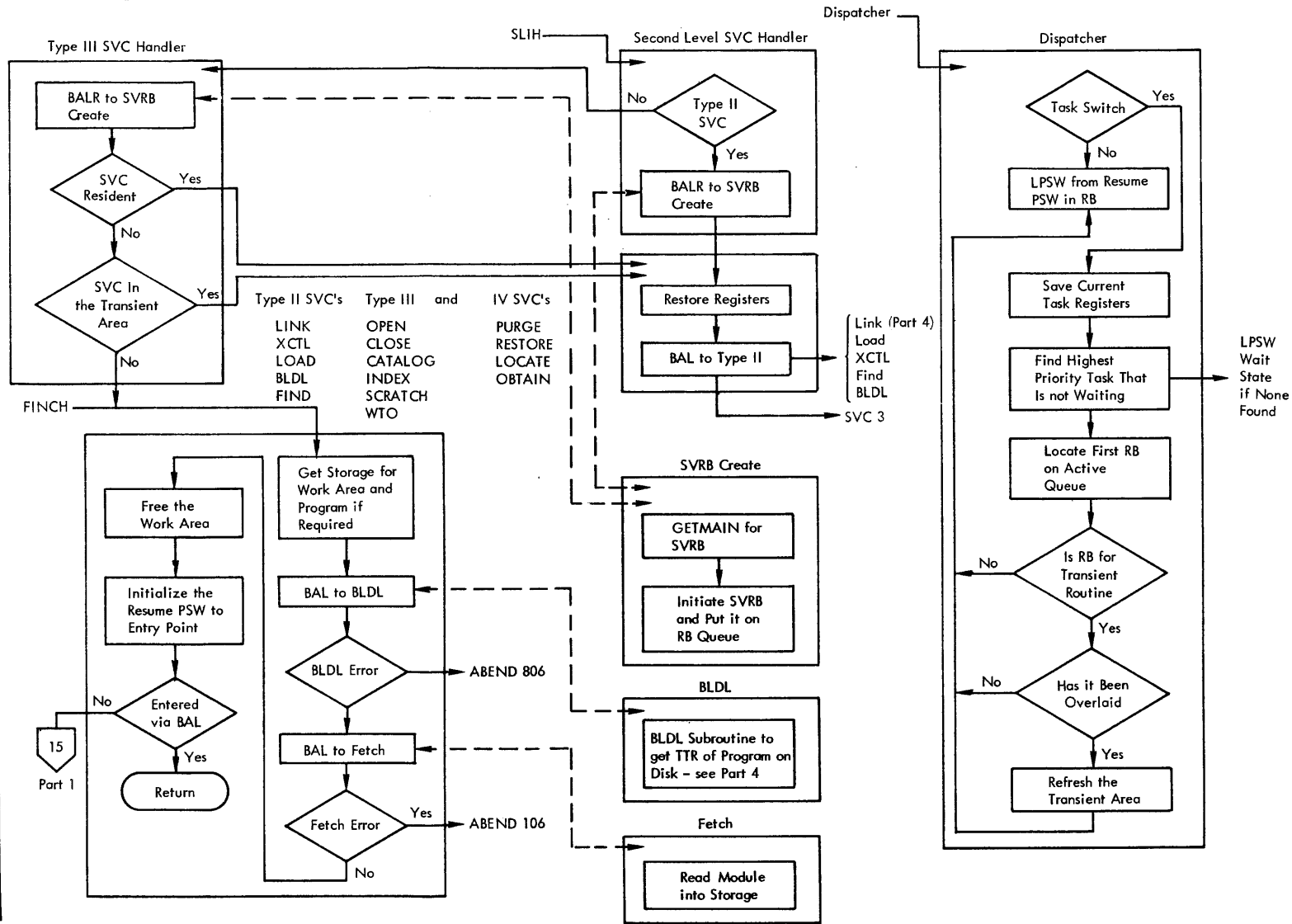


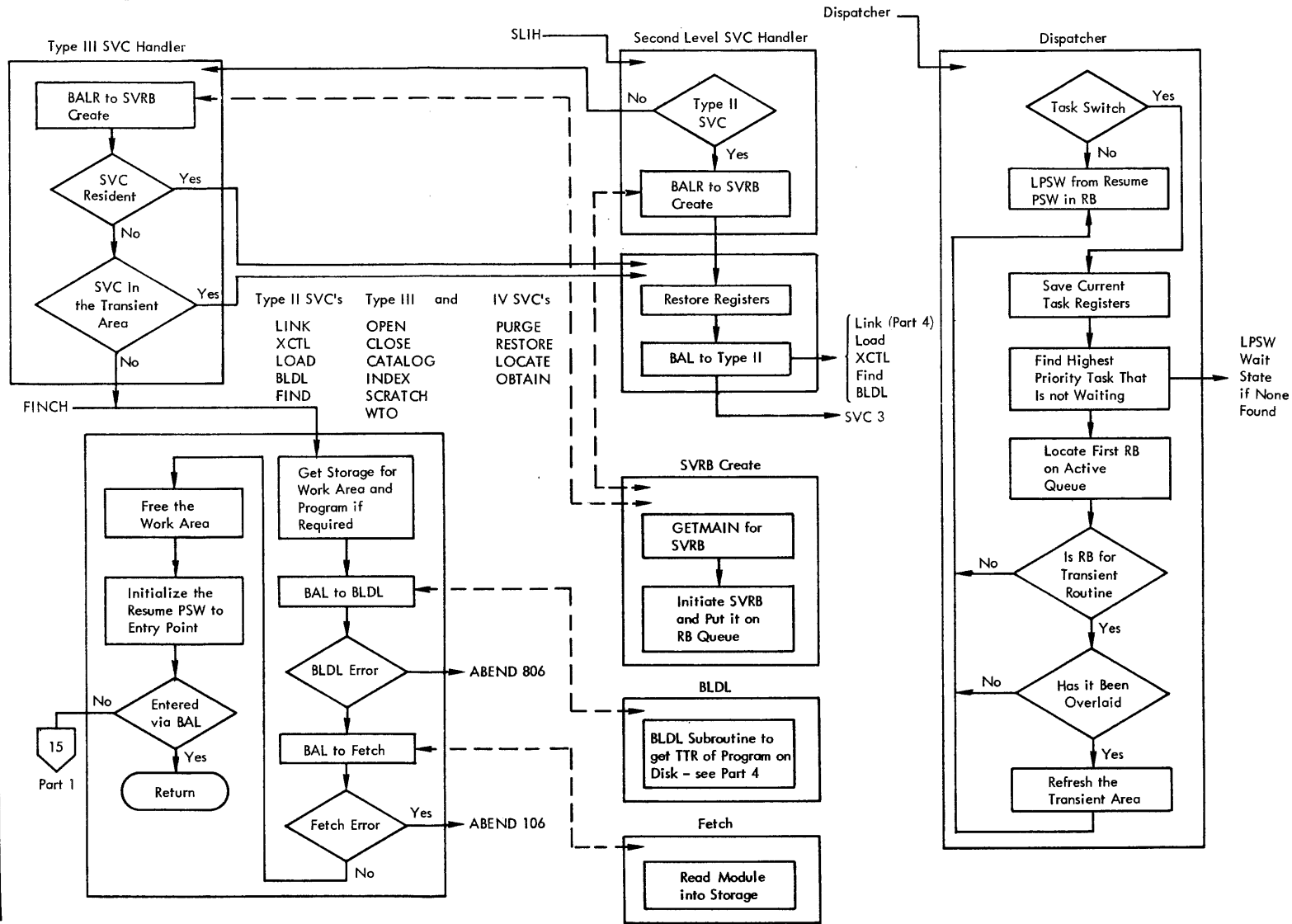
General Flow Diagrams (Part 1 of 4)











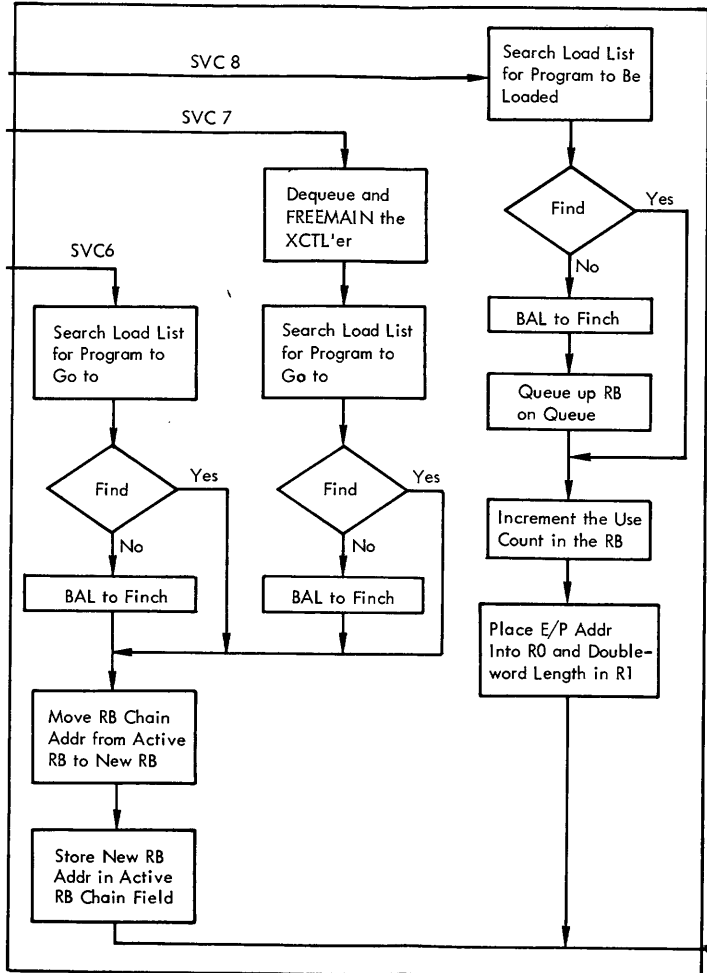
IGC018 (BLDL/FIND)

LINK, LOAD and XCTL

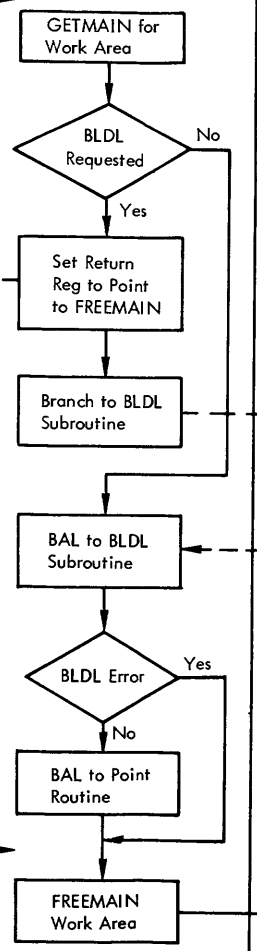
IGC008 (LOAD)

IGC007 (XCTL)

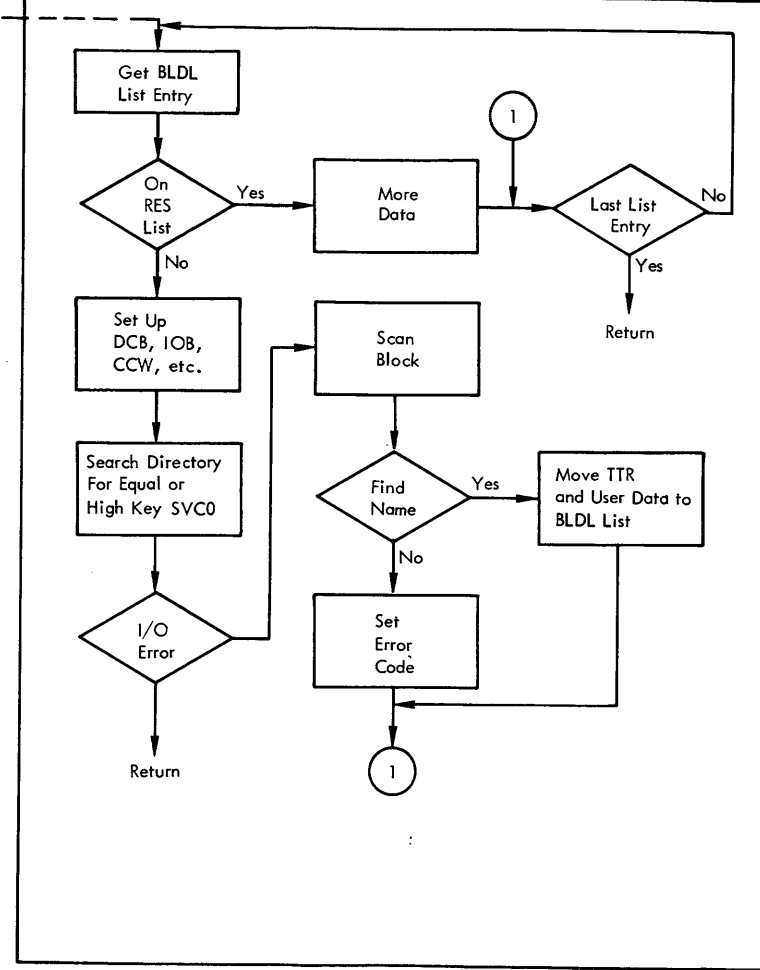
IGC006 (LINK)



BLDL/FIND



BLDL Subroutine (Entered via BAL)



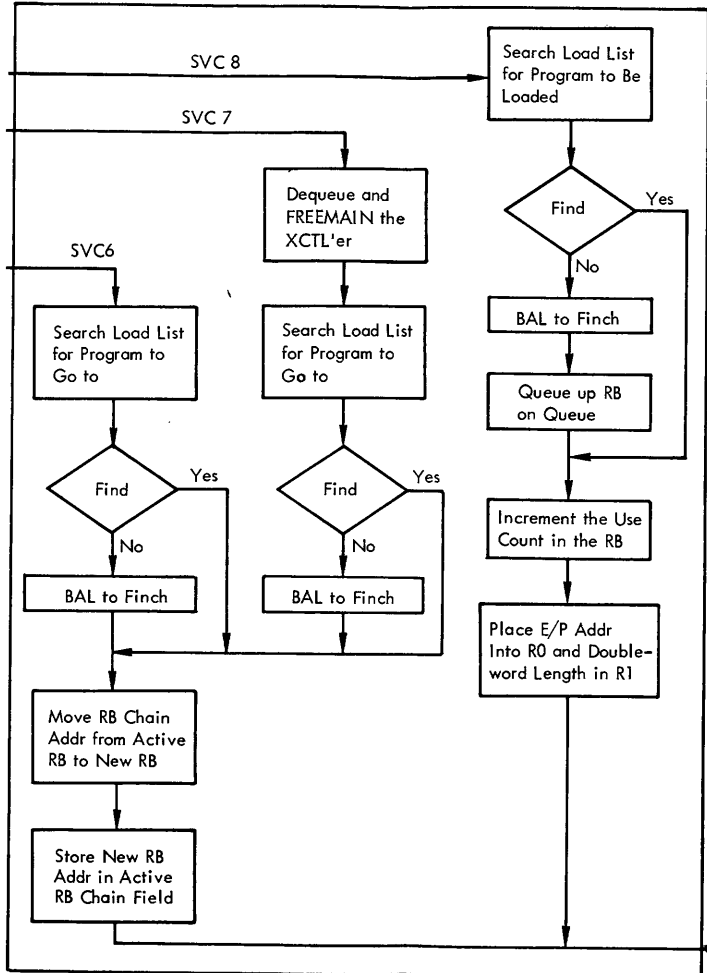
IGC018 (BLDL/FIND)

LINK, LOAD and XCTL

IGC008 (LOAD)

IGC007 (XCTL)

IGC006 (LINK)



BLDL/FIND

GETMAIN for Work Area

BDL Requested

Set Return Reg to Point to FREEMAIN

Branch to BLDL Subroutine

BAL to BLDL Subroutine

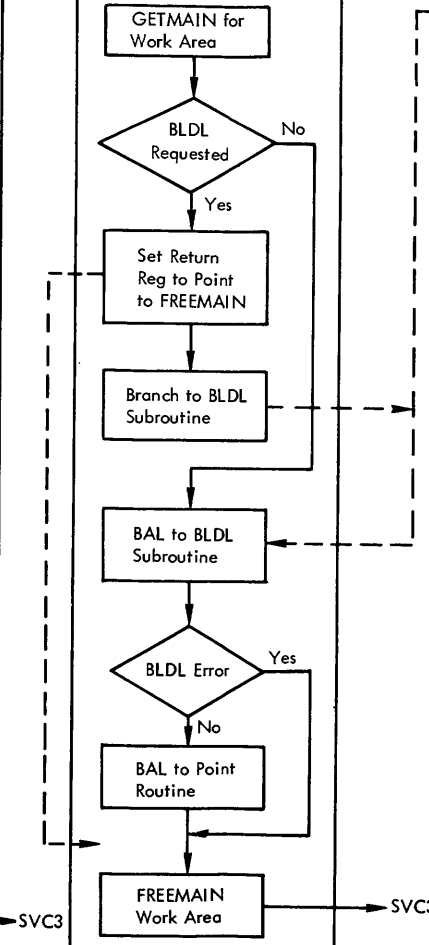
BDL Error

BAL to Point Routine

FREEMAIN Work Area

SVC3

SVC3



BLDL Subroutine (Entered via BAL)

Get BLDL List Entry

On RES List

More Data

Last List Entry

Set Up DCB, IOB, CCW, etc.

Scan Block

Search Directory For Equal or High Key SVC0

Find Name

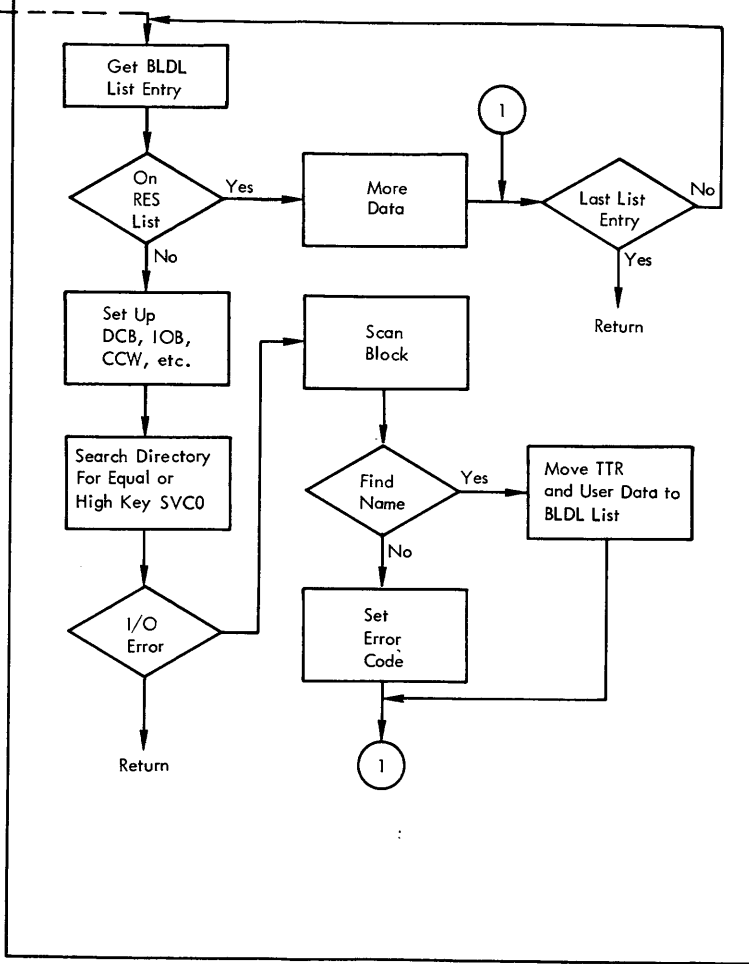
Move TTR and User Data to BLDL List

I/O Error

Set Error Code

Return

Return



Section 4: Data Management Information

Data Management Macros	4-2
Direct Access Device Capacities	4-13
IBM Standard Tape Labels	4-14
ANSI Standard Tape Labels	4-21
Data Set Record Formats	4-29
VSAM Macros for Data Access	4-33
Flow of Control in QSAM, BSAM, and BPAM	4-38
SAM Flow of Control for Open Executors	4-40

Source Publications

Details of data management macros for BSAM, BDAM, BPAM, BISAM, QSAM, and QISAM, as well as DASD track capacities, are found in *OS/VS Data Management Macro Instructions*, GC26-3793.

You can obtain additional tape label information from

- *OS/VS Tape Labels*, GC26-3795

Data set record format information is available in *OS/VS Data Management Services Guide*, GC26-3783.

Additional VSAM information is available in *OS/VS Virtual Storage Access Method (VSAM) Programmer's Guide*, GC26-3838.

For information about MICR/OCR data management refer to these publications:

- *OS Data Management Services and Macro Instructions for IBM 1419/1275*, GC21-5006
- *OS Data Management Services and Macro Instructions for IBM 1285/1287/1288*, GC21-5004

Data Management Macros - Introduction

Data Management Macros for:

BDAM	BISAM
BSAM	QSAM
BPAM	QISAM

Completion codes for D/M macros are contained in the low-order byte of general register 15. Unless otherwise indicated the letter codes used here mean:

- A - Successful completion.
- B - Completion, but one or more errors occurred that may invalidate the results of macro execution.
- C - Permanent I/O error
- D - Track, block, or device address not within data set.
- E - Not complete or no operation performed.

A/M	Macro	Parameters	Completion Codes
BPAM	BLDL	{ dcb address } , { list address } { (1-12) } , { (2-12) } { (0) } , { (0) }	00=A 04=B 08=C
BSAM	BSP	{ dcb address } { (1-12) }	00=A 04=B 08=E (SYSIN or SYSOUT)
BDAM BISAM BPAM BSAM QISAM QSAM	BUILD	{ area address } , { number of buffers } , { buffer length } { (1-12) } , { (2-12) } , { (2-12) } { (0) }	
QSAM	BUILDRCD	{ area address } , { number of buffers } , { buffer length } { (2-12) } , { (2-12) } , { (2-12) } , { record area address } [, { record area length }] { (2-12) } [, { (2-12) }]	

Data Management Macros (cont'd)

A/M	Macro	Parameters	Completion Code
QSAM	BUILDRCD (list form)	area address, number of buffers, buffer length , record area address [, record area length], MF=L	
	BUILDRCD (execute form)	[area address] [, [number of buffers], [buffer length] (2-12)] , [record area address] [, [record area length] (2-12)] , MF=(E, {control program list address}) (1)	
BDAM BISAM BPAM BSAM	CHECK	{ dcb address } [, DSORG={ IS (1-12) } { ALL }]	
BDAM BISAM BPAM BSAM QISAM QSAM	CHKPT	{ dcb address [, checkid address [, checkid length]] (1) 'S' } { CANCEL }	00=Successful completion 04=Restart occurred 08=Unsuccessful completion: Macro error 0C=Unsuccessful completion: I/O error 10=Successful completion: Possible error 14=Chkpt not taken
	CHKPT (list form)	[dcb address], [checkid address], [checkid length] (1) 'S' , MF=L	
	CHKPT (execute form)	[dcb address], [checkid address], [checkid length] (1) 'S' , MF=(E, {control program list address}) (1)	

Data Management Macros (cont'd)

A/M	Macro	Parameters	Completion Codes
BDAM BISAM BPAM BSAM* QISAM QSAM	CLOSE	(dcb address [REREAD LEAVE REWIND] [DISP = { PASS DELETE KEEP CATLG UNCATLG }], ...) [, TYPE = T]*	
	CLOSE (list form)	([dcb address] [REREAD LEAVE REWIND] [DISP = { PASS DELETE KEEP CATLG UNCATLG }], ...) [, TYPE = T]*, MF = L	
	CLOSE (execute form)	([[dcb address]] [REREAD LEAVE REWIND] [DISP = { PASS DELETE KEEP CATLG UNCATLG }], ...) [, TYPE = T]*, MF = (E, { data management list address } (1-12))	
BSAM QSAM	CNTRL	dcb address, { SS, { 1 2 } SP, { 1 2 3 } SK, { 1 through 12 } BSM FSM BSR [number of blocks] FSR [number of blocks] ESPT LMK† DMK† DSG ENG }	Not available to user program

† See OS/VS IBM 3886 Optical Character Reader Model 1 Reference, GC21-5069

Data Management Macros (cont'd)

A/M	Macro	Parameters	Completion Codes
BDAM BISAM BPAM BSAM QISAM QSAM	DCB	The DCB macro is too complex to properly document in this publication. For information about this macro, please refer to <u>OS/VS Data Management Macro Instructions, GC26-3793.</u>	
BDAM BISAM BPAM BSAM QISAM QSAM	DCBD	$[DSORG = ([BS][, DA][, IS][, LR][, PO][, PS][, QS])]$ $[DEVD = ([DA][, PC][, PR][, PT][, RD][, TA][, MR][, OR])]$	
QISAM	ESETL	{ dcb address } { (1-12) }	
BSAM QSAM	FEOV	{ dcb address } { (1-12) } [, { REWIND }] { (1-12) } [, { LEAVE }]	
BPAM	FIND	{ dcb address } { (1-12) } , { (name address) , D (2-12) (0) } { (relative address list) , C (2-12) (0) }	00=A 04=B 08=C Note: reladr, C always returns CC of 00
BDAM BISAM BPAM BSAM	FREEBUF	{ dcb address } , register* { (1-12) } *Note: Reg, any of 2 to 12, contains addr of buffer.	
BDAM BISAM	FREEDBUF	{ dcb address } { (2-12) } { (0) } , { K } , { D } , { dcb address } { (1-12) }	
BDAM BISAM BPAM BSAM QISAM QSAM	FREEPOOL	{ dcb address } { (1-12) }	
QISAM QSAM	GET	{ dcb address } { (1-12) } [, { area address }] { pdab address } { (1-12) } [, { (2-12) (0) }] [, TYPE=P]	

Data Management Macros (cont'd)

A/M	Macro	Parameters	Completion Codes			
BDAM BISAM BPAM BSAM	GETBUF	{dcb address}, register* { (1-12) } *Note: Reg, any of 2 to 12, is where the system will place the buffer address.				
BDAM BISAM BPAM BSAM QISAM QSAM	GETPOOL	{dcb address}, { {number of buffers} }, { {buffer length} } { (1-12) }, { (2-12) }, { (2-12) } (0)				
BPAM BSAM	NOTE	{dcb address} { (1-12) }				
BDAM BISAM BPAM BSAM QISAM QSAM	OPEN	{ {dcb address} }, [(options)], ... { (2-12) }				
BDAM BISAM BPAM BSAM QISAM QSAM	OPEN (list form)	{ {dcb address} }, [(options)], ..., MF = L				
BDAM BISAM BPAM BSAM QISAM QSAM	OPEN (execute form)	{ { {dcb address} }, [(options)], ... } { (2-12) } , MF = (E, { data management list address }) (2-12)				
Open Macro Options						
ACCESS METHOD	DEVICE TYPE					
	MAGNETIC TAPE		DIRECT ACCESS		OTHER TYPES	
	Option 1	Option 2	Option 1	Option 2	Option 1	Option 2
QSAM	[INPUT OUTPUT RDBACK]	[,REREAD ,LEAVE ,DISP]	[INPUT OUTPUT UPDAT]	[,REREAD ,LEAVE ,DISP]	[INPUT OUTPUT]	—
BSAM	[INPUT OUTPUT INOUT OUTIN RDBACK]	[,REREAD ,LEAVE ,DISP]	[INPUT OUTPUT INOUT OUTIN UPDAT]	[,REREAD ,LEAVE ,DISP]	[INPUT OUTPUT]	—
QISAM (Load Mode)	—	—	[OUTPUT]	—	—	—
BPAM, BDAM	—	—	[INPUT OUTPUT UPDAT]	—	—	—
Optionally select one from vertical stack within []						

Data Management Macros (cont'd)

A/M	Macro	Parameters	Completion Codes
QSAM	PDAB	MAXDCB = dcb number	
QSAM	PDABD		
BPAM BSAM	POINT	{ dcb address } , { block address } { (1-12) } , { (2-12) } (0)	
BSAM QSAM	PRTOV	{ dcb address } , 9 { overflow exit address } { (2-12) } , 12 { (2-12) }	
QISAM QSAM	PUT	{ dcb address } , { area address } { (1-12) } , { (2-12) } (0)	
QISAM QSAM	PUTX	{ dcb address } , { input dcb address } { (1-12) } , { (2-12) } (0)	
BDAM	READ	decb name, { DI } , { dcb address } , { area address } { DK } , { (2-12) } , { (2-12) } { DJF } , { 'S' } { DIX } , { 'R' } , { 'RU' } { DKF } , { 'RU' } { DKX } , { 'RU' } { length } , { key address } , { block address } , { next address } { (2-12) } , { (2-12) } , { (2-12) } , { (2-12) } { 'S' } , { 'S' } 0	
BSAM for BDAM data set	READ	decb name, SF, { dcb address } , { area address } { (2-12) } , { (2-12) }	
BISAM	READ	decb name, { K } , { dcb address } , { area address } , { length } { KU } , { (2-12) } , { (2-12) } , { (2-12) } { key address } , { 'S' } { (2-12) } , { 'S' }	
BPAM BSAM	READ	decb name, { SF } , { dcb address } , { area address } , { length } { SB } , { (2-12) } , { (2-12) } , { (2-12) } { RBLT } , { 'S' }	
	READ (list form)	decb name, type*, [dcb address] , [area address] , [length] { 'S' } , { 'S' } , { 'S' } , [key address] , [block address] , [next address] , MF=L { 'S' }	
		*Note: type will be one of the parameters (e.g., K, SF, DI) from the applicable standard form of the READ macro. †See OS/VS IBM 3886 Optical Character Reader Model 1 Reference, GC21-5069	

Data Management Macros (cont'd)

A/M	Macro	Parameters	Completion Codes
	READ (execute form)	$\{ \text{dcb address} \}$ $\{ (2-12) \}$, type*, $\{ \text{dcb address} \}$, $\{ (2-12) \}$, $\{ \text{area address} \}$, $\{ (2-12) \}$, $\{ \text{length} \}$ $\{ 'S' \}$ $\{ \text{key address} \}$, $\{ \text{block address} \}$, $\{ \text{next address} \}$, MF=E $\{ (2-12) \}$, $\{ (2-12) \}$, $\{ (2-12) \}$, $\{ 'S' \}$ *Note: type will be one of the parameters (e.g., K, SF, D1) from the applicable standard form of the READ macro.	
BDAM	RELEX	$D, \{ \text{dcb address} \}$, $\{ \text{block address} \}$ $\{ (1-12) \}$, $\{ (2-12) \}$ $\{ (0) \}$	00 = A 04 = B 08 = D
QISAM QSAM	RELSE	$\{ \text{dcb address} \}$ $\{ (1-12) \}$	
QISAM	SETL	$\{ \text{dcb address} \}$, $\left\{ \begin{array}{l} K[H] \\ KC \\ KD[H] \\ KCD \\ I \\ ID \\ B \\ BD \end{array} \right\}$, $\left\{ \begin{array}{l} \text{lower limit address} \\ 2-12 \\ (0) \end{array} \right\}$	
BSAM QSAM	SETPRT	$\{ \text{dcb address} \}$ $\{ (2-12) \}$ $\left\{ \begin{array}{l} \text{UCS} = (\text{csc} \left[\begin{array}{l} , F[OLD] \\ , F[OLD], V[ERIFY] \\ , V[ERIFY] \end{array} \right]) \\ \left[, \text{FCB} = (\text{image-id} \left[\begin{array}{l} , V[ERIFY] \\ , A[LIGN] \end{array} \right]) \right] \left[\text{OPTCD} = \{ B \} \right] \left[\text{UF} \right] \end{array} \right\}$ $\left\{ \begin{array}{l} , \text{FCB} = (\text{image-id} \left[\begin{array}{l} , V[ERIFY] \\ , A[LIGN] \end{array} \right]) \left[\text{OPTCD} = \{ B \} \right] \left[\begin{array}{l} , F[OLD] \\ \text{UF} \left[U[NFOLD] \right] \end{array} \right] \end{array} \right\}$ $\left\{ \begin{array}{l} \text{OPTCD} = \{ \{ B \} \left[\begin{array}{l} , F[OLD] \\ \text{UF} \left[U[NFOLD] \right] \end{array} \right] \} \end{array} \right\}$	
SETPRT Completion Codes			
FCB		UCS	FCB/UCS
Bits 16-23		Bits 24-31	Bits 24-31
00	00	Successful completion	18
04	04	Operator cancellation	NOP: incorrect specification
08	08	Permanent I/O error in image library	1C
0C	0C	Permanent I/O error during load	20
10	10	Permanent I/O error during image display	24
14	14	Operator cancellation: incorrect image	Unable to open SYS1,IMAGELIB

Data Management Macros (cont'd)

A/M	Macro	Parameters	Completion Codes
BSAM QSAM	SETPRT (list form)	<pre> { dcb address , UCS = (csc [, F [OLD] , F [OLD] , V [ERIFY]] [, FCB = (image-id [, V [ERIFY]]) [, OPTCD = { B } , A [LIGN]]] [U]) , FCB = (image-id [, V [ERIFY]]) [, OPTCD = { B } [, F [OLD] , A [LIGN]]] [U] [, F [OLD]]) [U] [, U [NFOLD]]] , OPTCD = { B } [, F [OLD]] [U] [, U [NFOLD]] } , MF = L </pre>	
BSAM QSAM	SETPRT (execute form)	<pre> { dcb address (2-12) , UCS = (csc [, F [OLD] , F [OLD] , V [ERIFY]] [, FCB = (image-id [, V [ERIFY]]) [, OPTCD = { B } , A [LIGN]]] [U]) , FCB = (image-id [, V [ERIFY]]) [, OPTCD = { B } [, F [OLD] , A [LIGN]]] [U] [, F [OLD]]) [U] [, U [NFOLD]]] , OPTCD = { B } [, F [OLD]] [U] [, U [NFOLD]] } , MF = { E, { data management list address } (1-12) </pre>	

Data Management Macros (cont'd)

A/M	Macro	Parameters	Completion Codes																																												
BPAM	STOW	$\left\{ \begin{array}{l} \text{dcb address} \\ (1-12) \end{array} \right\}, \left\{ \begin{array}{l} \text{list address} \\ (2-12) \\ (0) \end{array} \right\}, \left[\begin{array}{l} A \\ C \\ D \\ R \end{array} \right]$																																													
		<table border="1"> <thead> <tr> <th rowspan="2">Comp. Code (hex)</th> <th colspan="4">Directory Action</th> </tr> <tr> <th>A</th> <th>R</th> <th>D</th> <th>C</th> </tr> </thead> <tbody> <tr> <td>00</td> <td colspan="4">Successful completion</td> </tr> <tr> <td>04</td> <td>Name already in directory</td> <td>--</td> <td>--</td> <td>New name already in directory</td> </tr> <tr> <td>08</td> <td>--</td> <td colspan="2">Name not found</td> <td>Old name not found</td> </tr> <tr> <td>0C</td> <td colspan="2">No space in directory</td> <td>--</td> <td>No space in directory</td> </tr> <tr> <td>10</td> <td colspan="4">Permanent I/O error in directory</td> </tr> <tr> <td>14</td> <td colspan="4">Specified data control block not open</td> </tr> <tr> <td>18</td> <td colspan="4">Insufficient virtual storage</td> </tr> </tbody> </table>	Comp. Code (hex)	Directory Action				A	R	D	C	00	Successful completion				04	Name already in directory	--	--	New name already in directory	08	--	Name not found		Old name not found	0C	No space in directory		--	No space in directory	10	Permanent I/O error in directory				14	Specified data control block not open				18	Insufficient virtual storage				
Comp. Code (hex)	Directory Action																																														
	A	R	D	C																																											
00	Successful completion																																														
04	Name already in directory	--	--	New name already in directory																																											
08	--	Name not found		Old name not found																																											
0C	No space in directory		--	No space in directory																																											
10	Permanent I/O error in directory																																														
14	Specified data control block not open																																														
18	Insufficient virtual storage																																														
BDAM BISAM BPAM BSAM QISAM QSAM EXCP	SYNADAF	$\left\{ \begin{array}{l} \text{ACSMETH=BDAM} \\ \text{ACSMETH=BPAM} \\ \text{ACSMETH=BSAM} \\ \text{ACSMETH=QSAM} \\ \text{ACSMETH=BISAM} \\ \text{ACSMETH=EXCP} \\ \text{ACSMETH=QISAM} \end{array} \right\} \left[\begin{array}{l} \text{, PARM1=parm reg*} \\ \text{, PARM2=parm reg**} \\ \text{, PARM1 = } \left\{ \begin{array}{l} \text{job address} \\ (1-12) \end{array} \right\} \\ \text{, PARM1 = } \left\{ \begin{array}{l} \text{dcb address} \\ (1-12) \end{array} \right\} \end{array} \right] \left[\begin{array}{l} \text{, PARM2=parm reg**} \end{array} \right]$	00=A with no msg 04=A with msg. 08=B																																												
		*Note: Any of registers 1 to 12 **Note: Any of registers 0 or 2 through 12.																																													
BDAM BISAM BPAM BSAM QISAM QSAM EXCP	SYNADRLS		00=A 08=E																																												

Data Management Macros (cont'd)

A/M	Macro	Parameters	Completion Codes	
QSAM	TRUNC	{ dcb address } { (1-12) }		
BDAM BISAM BPAM BSAM	WAIT	[number of events,] { ECB = addr } { ECBLIST = addr } [, LONG = { YES }] { NO }		
BSAM	WRITE	decb name, { SF } , { dcb address } , { area address } { SFR } , { (2-12) } , { (2-12) } { SD } { SZ } [, length] [, next address] [(2-12)] [(2-12)] ['S']		
Meaning				
		Fixed - Length	Variable or Unspecified Length	
Code	(SF or SD)	(SF or SFR)	(SZ)	
00	Block written. (If previous return code was 08, block written only if the DD statement specifies secondary space allocation and sufficient space available.)		Capacity record written; another track available.	
04	Block written, followed by capacity record.	Block not written; write a capacity record (SZ) to complete current track, then reissue.		
08	Block written, followed by capacity record. Next block requires secondary space allocation.		Capacity record was written. Next block requires secondary space allocation. This code not issued if WRITE SZ is only WRITE macro instruction issued on a one-track secondary extent.	
0C	Block will not be written; issue a CHECK macro instruction for the previous WRITE macro, then reissue the WRITE.			
BDAM	WRITE	decb name, { DA } , { dcb address } , { area address } { DAF } , { (2-12) } , { (2-12) } { DI } , { 'S' } { DIF } { DIX } { DK } { DKF } { DKX } [, length] [, key address] [, block address] [(2-12)] [(2-12)] [(2-12)] ['S'] ['S'] 0		
BISAM	WRITE	decb name, { K } , { dcb address } , { area address } { KN } , { (2-12) } , { (2-12) } { 'S' } [, length] [, key address] [(2-12)] [(2-12)] ['S']		

Data Management Macros (cont'd)

A/M	Macro	Parameters	Completion Codes
BPAM BSAM	WRITE	decb name, SF, { dcb address } ₍₂₋₁₂₎ , { area address } ₍₂₋₁₂₎ [, { length } ₍₂₋₁₂₎] 'S'	
	WRITE (list form)	decb name, type*, [dcb address] , [area address] 'S' , [length] ₍₂₋₁₂₎ , [key address] ₍₂₋₁₂₎ , [block address] , [next address] , 'S' MF=L *Note: type will be one of the keyword parameters (e.g., SF, DA, K) from the applicable standard form of the WRITE macro.	
	WRITE (execute form)	{ dcb address } ₍₂₋₁₂₎ , type* , [dcb address] ₍₂₋₁₂₎ , [area address] ₍₂₋₁₂₎ 'S' , [length] ₍₂₋₁₂₎ , [key address] ₍₂₋₁₂₎ , [block address] ₍₂₋₁₂₎ , [next address] ₍₂₋₁₂₎ , 'S' 'S' MF=E *Note: type will be one of the keyword parameters (e.g., SF, DA, K) from the applicable standard form of the WRITE macro.	
BDAM BISAM BPAM BSAM QISAM QSAM	XLATE	{ area address } ₍₂₋₁₂₎ , { length } ₍₂₋₁₂₎ [, TO = { A }] { E }	

Direct Access Device Capacities

Device Type	Volume Type	Maximum Blocksize/Track 1	Tracks/Cylinder	No. of Cylinders 2	Total Capacity 1, 2
2314/ 2319	Disk	7294	20	200	29,176,000
3330/ 3333 (Model 1)	Disk	13030	19	404	100,018,280
3330/ 3333 (Model 11)	Disk	13030	19	808	200,036,560
3340	Disk	8368	12	696(70-megabytes) 348(35-megabytes)	69,889,536 34,944,768
2305-1	Drum	14136	8	48	5,428,224
2305-2	Drum	14660	8	96	11,258,880

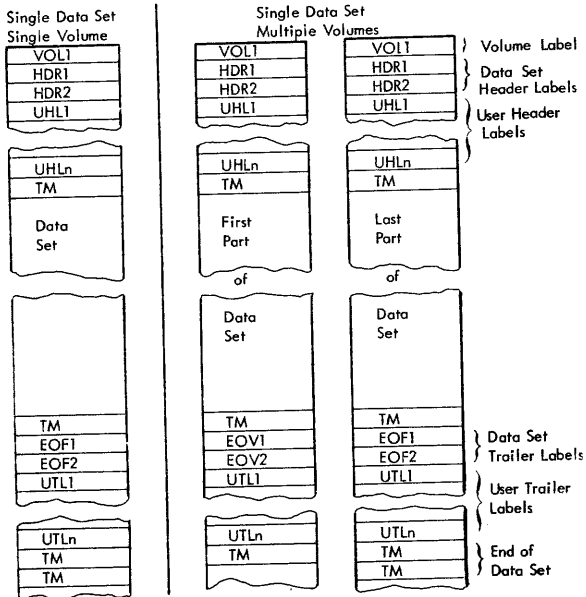
1- Capacity indicated in bytes (when R0 is used by the IBM programming system).

2- Excluding alternate cylinders.

Device Type	Blocks with keys		Blocks without keys	
	Bi	Bn	Bi	Bn
2314/ 2319	$146 + \frac{534}{512} (KL+DL)$	$45 + KL + DL$	$101 + \frac{534}{512} (DL)$	DL
3330/ 3333 (Model 1)	$191 + KL + DL$	$191 + KL + DL$	$135 + DL$	$135 + DL$
3330/ 3333 (Model 11)	$191 + KL + DL$	$191 + KL + DL$	$135 + DL$	$135 + DL$
3340	$242 + KL + DL$	$242 + DL + DL$	$167 + DL$	$167 + DL$
2305-1	$634 + KL + DL$	$634 + KL + DL$	$432 + DL$	$432 + DL$
2305-2	$289 + KL + DL$	$289 + KL + DL$	$198 + DL$	$198 + DL$

Bi is any block but the last on the track
 Bn is the last block on the track
 KL is the key length
 DL is the data length

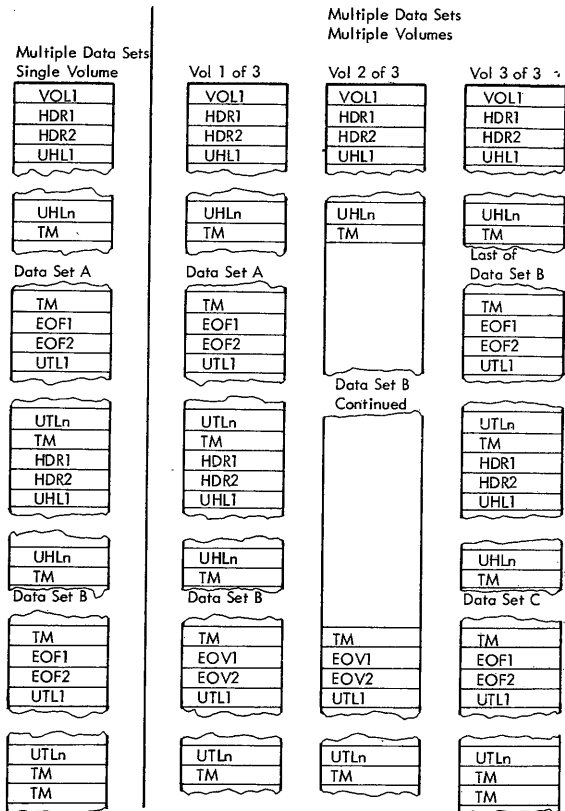
Volume Organization with IBM Standard Labels



Single Data Set/Single Volume: The volume label is followed by the data set header labels and optional user header labels. The data set is preceded and followed by a tapemark. The data set trailer labels are identified as EOF and followed by optional user trailer labels. Two tapemarks follow the trailer label group to indicate that the data set is the last data set on the volume and is not continued on another volume.

Single Data Set/Multiple Volumes: More than one volume is needed to contain the data set. The last volume is organized the same as a single volume. On the other volumes, the data set trailer labels are identified as EOJ instead of EOF, and the trailer label group is followed by one tapemark instead of two. The data set and user labels are repeated on each volume, and there is a separate volume label for each tape.

Volume Organization with IBM Standard Labels (cont'd)



Multiple Data Sets/Single Volume: The tape begins with a volume label. Each data set is preceded by a header label group and a tapemark, and is followed by a tapemark and a trailer label group. The data set trailer labels are identified as EOF. Each trailer label group is followed by a tapemark; the trailer label group for the last data set on the volume is followed by two tapemarks.

Multiple Data Sets/Multiple Volumes: More than one volume is needed to contain the multiple data set aggregate. The last volume is organized the same as a multiple data set/single volume layout. On the other volumes, the last data set trailer labels are identified as EOJ instead of EOF, and the last trailer label group is followed by one tapemark instead of two. There is a separate volume label for each tape.

IBM Standard Label Processing by Data Management Routines

Processing	Volume Label	Header Labels ¹			Trailer Labels ¹		
	VOL1	HDR1	HDR2	UHL1-8	EOF1 or EOV1	EOF2 or EOV2	UTL1-8
<u>First or Only</u> Volume: 2 Checks labels on input tape. Checks existing labels on output tape before overwriting. Writes new labels on output tape.	Open	Open	Open	Open	EOV	bypassed	EOV
Checks existing labels on output tape before overwriting. Writes new labels on output tape.	Open	Open	not read	not read	not read	not read	Open ⁵
Writes new labels on output tape.	Open or user ⁴	Open	Open	Open	Close or EOV	Close or EOV	Close or EOV
<u>Second or Subsequent</u> Volumes: 3							
Checks labels on input tape.	EOV	EOV	bypassed	EOV	EOV	bypassed	EOV
Check labels on output tape before overwriting.	EOV	EOV	not read	not read	not read	not read	not read
Writes new labels on output tape.	EOV or user ⁴	EOV	EOV	EOV	Close or EOV	Close or EOV	Close or EOV
Notes: <ol style="list-style-type: none"> 1. For read backward operations, the action on header and trailer labels is reversed. 2. Includes the first volume of concatenated data sets with unlike characteristics. Data sets with like characteristics can be processed correctly using the same data control block (DCB), input/output block (IOB), and channel program. Any exception in processing makes the data sets unlike. 3. Includes the first volume of concatenated data sets with like characteristics. 4. User can create the label with the IEHINIT utility program or a user program. Subsequently, the label may be rewritten by the Open and EOV routines. 5. If DISP=MOD is specified on the DD statement, the Open routine positions the tape at the end of the existing data set and allows an input user trailer label routine to process user trailer labels (prior to overwriting the existing labels). 							

Format of IBM Standard Volume Label

Position	(Bytes)	Field Number and Name
1	(3)	1. Label Identifier } VOL1*
3		
4		
5	(1)	2. Label Number
	(6)	3. Volume Serial Number *
10	(1)	4. Reserved
11		
12		
	(10)	5. VTOC Pointer (Direct Access Only)
21	(10)	6. Reserved
22		
31	(10)	7. Reserved
32		
41	(10)	8. Owner Name and Address Code
42		
51	(29)	9. Reserved
52		
80		

* Functional Fields

Format of IBM Standard Data Set Label 1

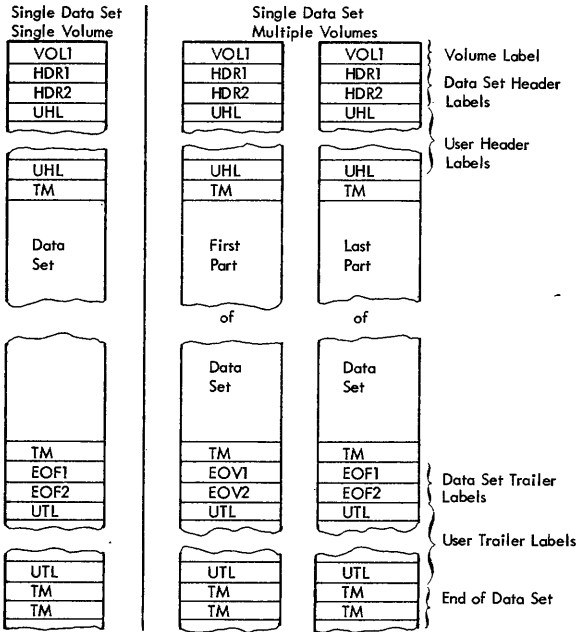
Position	(Bytes)	Field Number and Name
1	(3)	1. Label Identifier } HDR1/EOV1/EOF1*
3		
4		
5	(1)	2. Label Number }
	(17)	3. Data Set Identifier*
21		
22		
	(6)	4. Data Set Serial Number
27		
28	(4)	5. Volume Sequence Number
31	(4)	6. Data Set Sequence Number*
32		
	(4)	7. Generation Number
35		
36		
	(2)	8. Version Number
39		
40		
41		
42	(6)	9. Creation Date
47		
48		
	(6)	10. Expiration Date*
53	(1)	11. Data Set Security*
54		
55	(6)	12. Block Count*
60	(13)	13. System Code
61		
	(7)	14. Reserved
73		
74		
	(7)	14. Reserved
80		

* Functional Field

Format of IBM Standard Data Set Label 2

Position	(Bytes)	Field Number and Name
1	(3)	1. Label Identifier } HDR2/EOV2/EOF2 *
3		
4		
5	(1)	2. Label Number
6	(1)	3. Record Format
	(5)	4. Block Length *
10		
11		
	(5)	5. Record Length *
15		
16	(1)	6. Tape Density
17	(1)	7. Data Set Position
18	(17)	8. Job/Job Step Identification
34		
35		
36	(1)	10. Control Character *
37	(1)	11. Reserved
38	(1)	12. Block Attribute *
39	(41)	13. Reserved
40		
80		

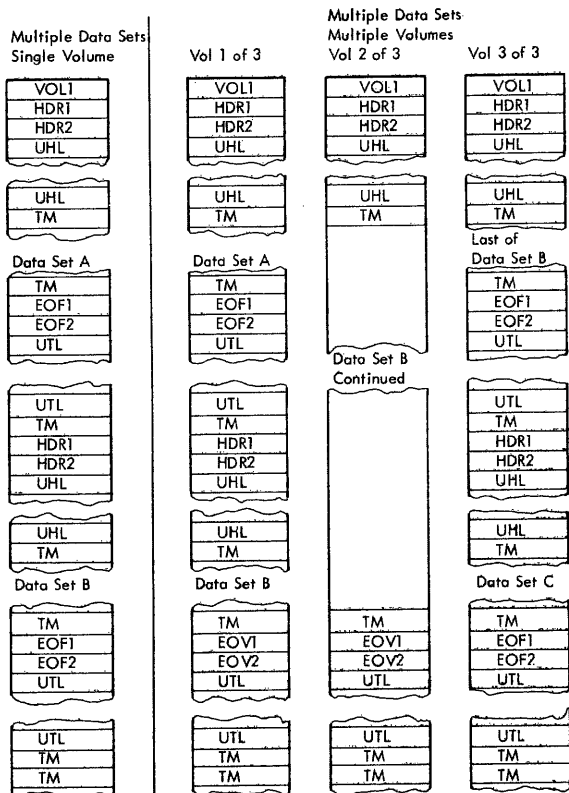
Volume Organization with ANSI Standard Labels



Single Data Set/Single Volume: The volume label is followed by the data set header labels and optional user header labels. The data set is preceded and followed by a tapemark. The data set trailer labels are identified as EOF and followed by optional user trailer labels. Two tapemarks follow the trailer label group to indicate that the data set is the last data set on the volume and is not continued on another volume.

Single Data Set/Multiple Volumes: More than one volume is needed to contain the data set. The last volume is organized the same as a single volume. On the other volumes, the data set trailer labels are identified as EOVS instead of EOF, and the trailer label group is followed by two tapemarks. The data set and user labels are repeated on each volume, and there is a separate volume label for each tape.

Volume Organization with ANSI Standard Labels (cont'd)



Multiple Data Sets/Single Volume: The tape begins with a volume label. Each data set is preceded by a header label group and a tapemark, and is followed by a tapemark and a trailer label group. The data set trailer labels are identified as EOF. Each trailer label group is followed by a tapemark; the trailer label group for the last data set on the volume is followed by two tapemarks.

Multiple Data Sets/Multiple Volumes: More than one volume is needed to contain the multiple data set aggregate. The last volume is organized the same as a multiple data set/single volume layout. On the other volumes, the last data set trailer labels are identified as EOVS instead of EOF, and the last trailer label group is followed by two tapemarks. There is a separate volume label for each tape.

ANSI Standard Label Processing by Data Management Routines

Processing	Volume Label		Header Labels ¹				Trailer Labels ¹			
	VOL1	USER VOLUME LABELS	HDR1	HDR2	HDR3-9	UHL	EOF1 or EOVI	EOF2 or EOVI	EOF3-9 or EOVI3-9	UTL
First or Only Volume²: Checks labels on input tape. Checks existing labels on output tape before over-writing. Writes new labels on output tape.	Open	Ignored	Open	Open	Ignored	Open	EOV	bypassed	ignored	EOV
	Open	Ignored	Open	not read	not read	not read	not read	not read	not read	Open ⁵
	Open or user ⁴	not written	Open	Open	not written	Open	Close or EOVI	Close or EOVI	not written	Close or EOVI
Second or Subsequent Volumes³: Checks labels on input tape. Checks existing labels on output tape before over-writing. Writes new labels on output tape.	EOV	ignored	EOV	bypassed	ignored	EOV	EOV	bypassed	ignored	EOV
	EOV	ignored	EOV	not read	not read	not read	not read	not read	not read	not read
	EOV or user ⁴	not written	EOV	EOV	not written	EOV	Close or EOVI	Close or EOVI	not written	Close or EOVI

Notes:

1. For read backward operations, the action on header and trailer labels is reversed.
2. Includes the first volume of concatenated data sets with unlike characteristics. (Data sets with like characteristics can be processed correctly using the same data control block (DCB), input/output block (IOB), and channel program. Any exception in processing makes the data sets unlike.)
3. Includes the first volume of concatenated data sets with like characteristics.
4. User creates the label with the IEHINIT utility program or a user program.
5. If DISP=MOD is specified on the DD statement, the Open routine positions the tape at the end of the existing data set and allows an input user trailer label routine to process user trailer label routine to process user trailer labels (before overwriting the existing labels).

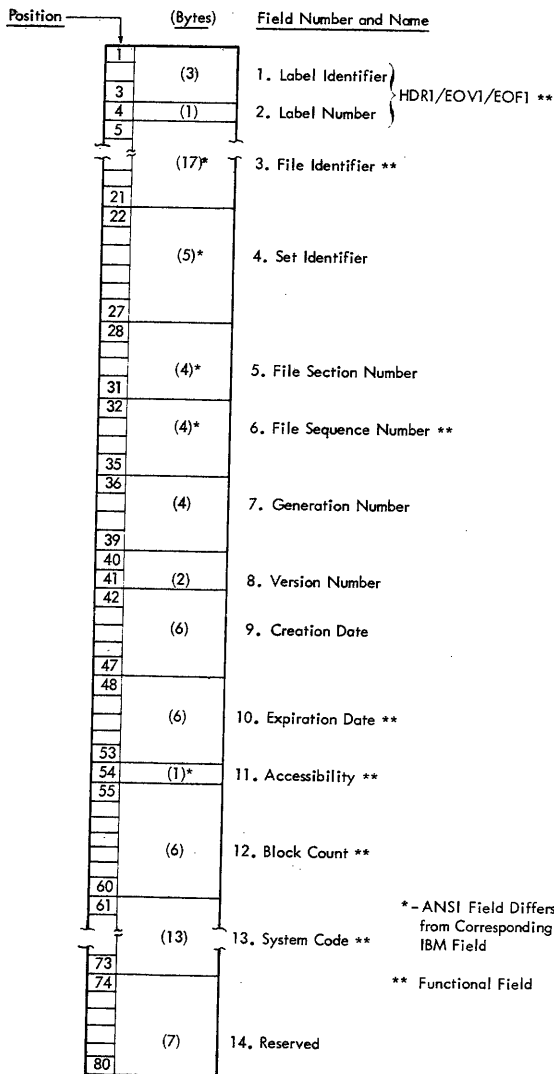
Format of ANSI Standard Volume Label

Position	(Bytes)	Field Number and Name
1	(3)	1. Label Identifier } VOL 1 **
3		
4	(1)	2. Label Number
5	(6)	3. Volume Serial Number **
10	(1)*	4. Accessibility **
11		
12	(20)	5. Reserved
31	(6)	6. Reserved
32		
37	(14)*	7. Owner Identification
38		
51	(28)*	8. Reserved
52		
79	(1)*	9. Label Standard Level **
80		

* - ANSI Field Differs from Corresponding IBM Field

** Functional Field

Format of ANSI Header 1 and Trailer 1 Labels



Component Support of Label Processing Features

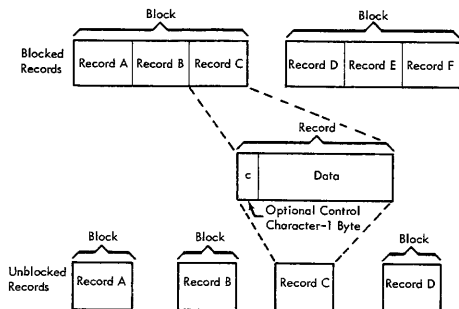
Item	Assembler	Linkage Editor	Sort/Merge	Utilities	COBOL			FORTRAN	PL/I	RPG
					ANS V2	ANS V3	ANS V4			
Uses Data Management Facilities for Label Processing	Yes	Yes	Yes	Yes	Yes	Yes	Yes	Yes	Yes	Yes
Supports Standard Labels (SL, AL)	Yes	Yes	Yes	Yes	Yes	Yes	Yes	Yes	Yes	Yes
Supports Standard User Labels (SUL, AUL)	No	No	Yes	Yes	SUL-Yes AUL-No	SUL-Yes AUL-Yes	SUL-Yes AUL-Yes	No	No	No
Supports Nonstandard Labels (NSL) ¹	Yes	Yes	Yes	Yes	Yes	Yes	Yes	Yes	Yes	Yes
Supports Unlabeled Tape (NL)	Yes	Yes	Yes	Yes	Yes	Yes	Yes	Yes	Yes	Yes
Supports Bypass Label Processing Option (BLP) ²	Yes	Yes	Yes	Yes	Yes	Yes	Yes	Yes	Yes	Yes
Supports Concatenated Data Sets with Unlike Attributes	No	Yes	No	No	No	No	No	No	No	No

¹ NSL can be specified only when installation-written routines that write and process the nonstandard labels have been incorporated into the operating system.

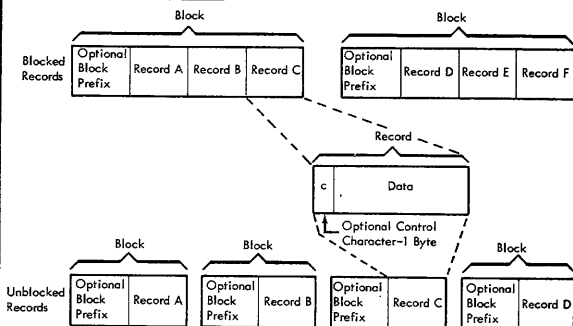
² If the BLP option is not specified at system generation, its use defaults to NL.

Data Set Record Formats

Fixed - Length Records

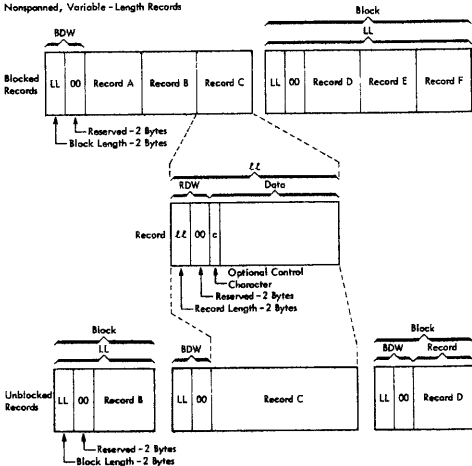


Fixed - Length Records for ASCII Tapes

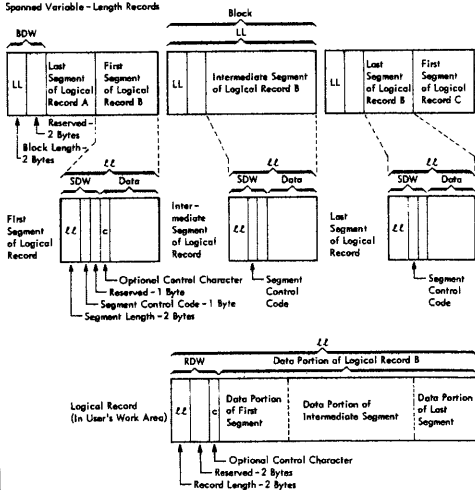


Data Set Record Formats (cont'd)

Nonspanned, Variable - Length Records



Spanned Variable - Length Records



Legend

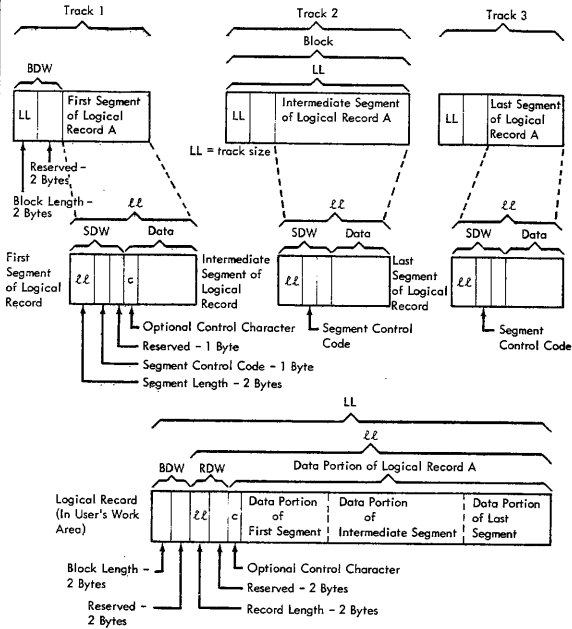
BDW = block descriptor word
 RDW = record descriptor word
 SDW = segment descriptor word
 LL = block length
 LL = segment length

Segment Control Codes

Binary Code	Relative Position of Segment
00	Complete logical record
01	First segment of a multisegment record
10	Last segment of a multisegment record
11	Segment of a multisegment record other than the first or last segment

Data Set Record Formats (cont'd)

Spanned Variable - Length Records for BDAiM Data Sets



Note: Not All Segment and Block Combinations are Represented

Legend

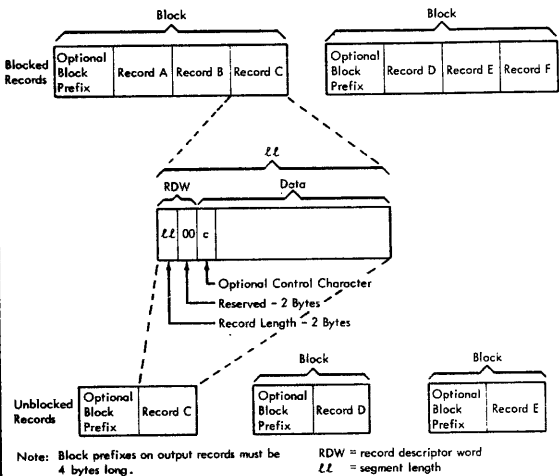
BDW = block descriptor word
 RDW = record descriptor word
 SDW = segment descriptor word
 LL = block length
 LL = segment length

Segment Control Codes

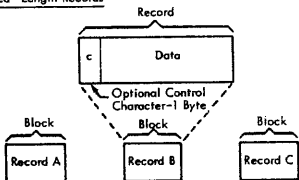
Binary Code	Relative Position of Segment
00	Complete logical record
01	First segment of a multisegment record
10	Last segment of a multisegment record
11	Segment of a multisegment record other than the first or last segment

Data Set Record Formats (cont'd)

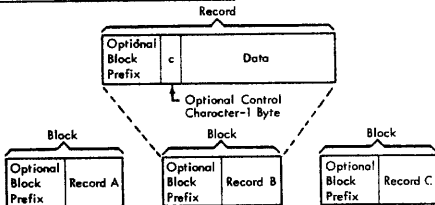
Variable - Length Records for ASCII Tapes



Undefined - Length Records



Undefined - Length Records for ASCII Tapes



VSAM Macros for Data Access

ACB (Generate an Access-Method Control Block)

[label]	ACB	[BUFND=number] [,BUFNI=number] [,BUFSP=number] [,CATALOG={YES NO}] [,DDNAME=ddname] [,EXLST=address] [,MACRF=(ADR[,CNV][,KEY] [,DIR[,SEQ][,SKP] [,IN][,OUT] [,NUB UBF})] [,PASSWD=address] [,STRNO=number]
---------	-----	---

CHECK (Suspend Processing)

[label]	CHECK	RPL=address
---------	-------	-------------

CLOSE (Disconnect Program and Data)

[label]	CLOSE	(address,...) [,TYPE=T]
---------	-------	----------------------------

ENDREQ (Terminate a Request)

[label]	ENDREQ	RPL=address
---------	--------	-------------

ERASE (Delete a Record)

[label]	ERASE	RPL=address
---------	-------	-------------

EXLST (Generate an Exit List)

[label]	EXLST	[EODAD=(address[,A N][,L])] [,JRNAD=(address[,A N][,L])] [,LERAD=(address[,A N][,L])] [,SYNAD=(address[,A N][,L])]
---------	-------	---

GENCB (Generate an Access-Method Control Block)

[label]	GENCB	BLK=ACB [,BUFND=number] [,BUFNI=number] [,BUFSP=number] [,CATALOG={YES NO}] [,COPIES=number] [,DDNAME=ddname] [,EXLST=address] [,LENGTH=number] [,MACRF=(ADR[,CNV][,KEY] [,DIR[,SEQ][,SKP] [,IN][,OUT] [,NUB UBF})] [,PASSWD=address] [,STRNO=address] [,WAREA=address]
---------	-------	--

GENCB (Generate an Exit List)

[label]	GENCB	BLK=EXLST [,COPIES=number] [,EODAD=(address[,A N][,L])] [,JRNAD=(address[,A N][,L])] [,LENGTH=number] [,LERAD=(address[,A N][,L])] [,SYNAD=(address[,A N][,L])] [,WAREA=address]
---------	-------	---

VSAM Macros for Data Access (cont'd)

GENCB (Generate a Request Parameter List)

[label]	GENCB	<pre> [ACB= address] [.AREA= address] [.AREALEN= number] [.ARG= address] ,BLK=RPL [,COPIES= number] [.ECB= address] [,KEYLEN= number] [,LENGTH= number] [.MSGAREA= address] [.MSGLEN= number] [.NXTRPL= address] [,OPTCD=({[ADR CNV KEY]} [, {DIR SEQ SKP}] [, {ASY SYN}] [, {NSP NUP UPD}] [, {KEQ KGE}] [, {FKS GEN}] [, {LOC MVE}}]) [.RECLEN= number] [.WAREA= address] </pre>
---------	-------	---

GET (Retrieve a Record)

[label]	GET	RPL= address
---------	-----	--------------

MODCB (Modify an Access-Method Control Block)

[label]	MODCB	<pre> ACB= address [.BUFND= number] [.BUFNI= number] [.BUFSP= number] [,CATALOG={YES NO}] [.DDNAME=ddname] [.EXLST= address] [,MACRF=({[ADR],[CNV],[KEY] [,DIR],[SEQ],[SKP] [,IN],[OUT] [, {NUB UBF}}]) [.PASSWD= address] [.STRNO= number] </pre>
---------	-------	--

MODCB (Modify an Exit List)

[label]	MODCB	<pre> EXLST= address [.EODAD=(address [, {A N}][,L])] [.JRNAD=(address [, {A N}][,L])] [.LERAD=(address [, {A N}][,L])] [.SYNAD=(address [, {A N}][,L])] </pre>
---------	-------	---

VSAM Macros for Data Access (cont'd)

MODCB (Modify a Request Parameter List)

[label]	MODCB	RPL= address [,ACB= address] [,AREA= address] [,AREALEN= number] [,ARG= address] [,ECB= address] [,KEYLEN= number] [,MSGAREA= address] [,MSGLEN= number] [,NXTRPL= address] [,OPTCD=({{ADR CNV KEY}} {, {DIR SEQ SKP}} {, {ASY SYN}} {, {NSP NUP UPD}} {, {KEQ KGE}} {, {FKS GEN}} {, {LOC MVE}})] [,RECLN= number]
---------	-------	--

OPEN (Connect Program and Data)

[label]	OPEN	(address [,options] ,...)
---------	------	---------------------------

POINT (Position for Access)

[label]	POINT	RPL= address
---------	-------	--------------

PUT (Store a Record)

[label]	PUT	RPL= address
---------	-----	--------------

RPL (Generate a Request Parameter List)

[label]	RPL	ACB= address [,AREA= address] [,AREALEN= number] [,ARG= address] [,ECB= address] [,KEYLEN= number] [,MSGAREA= address] [,MSGLEN= number] [,NXTRPL= address] [,OPTCD=({{ADR CNV KEY}} {, {DIR SEQ SKP}} {, {ASY SYN}} {, {NSP NUP UPD}} {, {KEQ KGE}} {, {FKS GEN}} {, {LOC MVE}})] [,RECLN= number]
---------	-----	---

SHOWCB (Display Fields of an Access-Method Control Block)

[label]	SHOWCB	ACB= address ,AREA= address ,LENGTH= number [,OBJECT={DATA INDEX}] ,FIELDS=([,ACBLEN][,AVSPAC][,BUFND] [,BUFNT][,BUFNO][,BUFSP]. [,CINV][,DDNAME][,ENDRBA] [,ERROR][,EXLST][,FS] [,KEYLEN][,LRECL][,NCIS] [,NDELRL][,NEXCP][,NEXT] [,NINSR][,NXL][,NLOGR] [,NRETR][,NSSS][,NUPDR] [,PASSWD][,RKP][,STMST] [,STRNO])
---------	--------	--

VSAM Macros for Data Access (cont'd)

SHOWCB (Display Fields of an Exit List)

[label]	SHOWCB	AREA= address ,EXLST= address ,FIELDS=({EODAD},{EXLEN},{JRNAD} },{LERAD},{SYNAD}) ,LENGTH= number
---------	--------	---

SHOWCB (Display Fields of a Request Parameter List)

[label]	SHOWCB	AREA= address ,FIELDS=({ACB},{AREA},{AREALEN} },{ARG},{ECB},{FDBK},{KEYLEN} },{MSGAREA},{MSGLEN} },{NXTRPL},{RBA},{RECLEN}) ,LENGTH= number ,RPL= address
---------	--------	---

TESTCB (Test a Field of an Access-Method Control Block)

[label]	TESTCB	ACB= address [,ERET= address] [,OBJECT= {DATA INDEX}] [,ATTRB= ({ESDS},{KSDS},{REPL} },{SSWD},{WCK}) CATALOG= {YES NO} MACRF= ({ADR},{CNV},{DIR},{IN},{KEY} },{NUB},{OUT},{SEQ},{SKP},{UBF}) OFLAGS= OPEN ACBLEN= number AVSPAC= number BUFND= number BUFNI= number BUFNO= number BUFSP= number CINV= number DDNAME= ddname ENDRBA= number ERROR= number EXLST= address FS= number KEYLEN= number LRECL= number NCIS= number NDEL R= number NEXCP= number NEXT= number NINSR= number NDXL= number NLOGR= number NRETR= number NSSS= number NUPDR= number PASSWD= address RKP= number STMST= address STRNO= number
---------	--------	--

TESTCB (Test a Field of an Exit List)

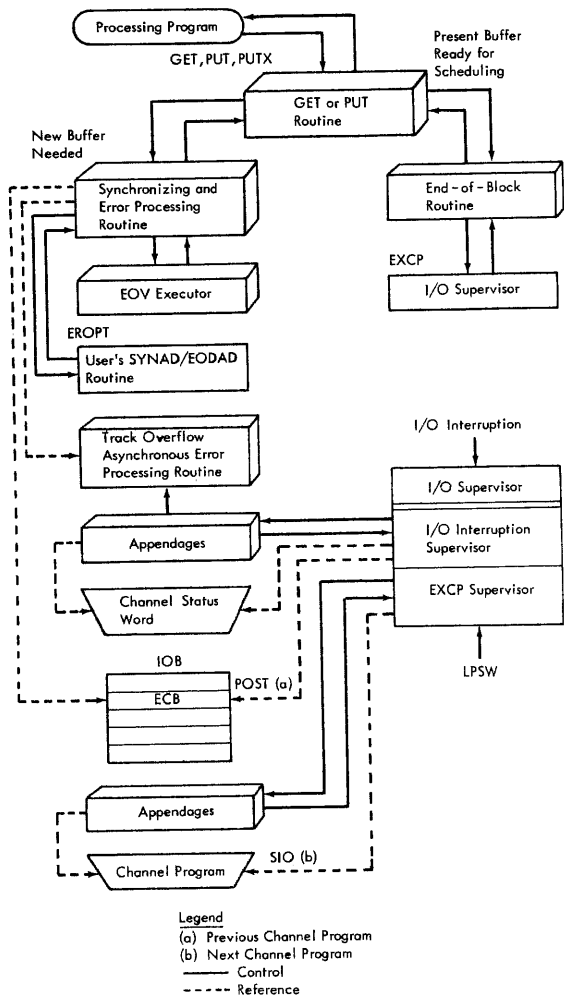
[label]	TESTCB	EXLST= address [,ERET= address] {EODAD= {0 ({address},{A N}},{L})} {JRNAD= {0 ({address},{A N}},{L})} {LERAD= {0 ({address},{A N}},{L})} {SYNAD= {0 ({address},{A N}},{L})} [,EXLEN= number]
---------	--------	--

VSAM Macros for Data Access (cont'd)

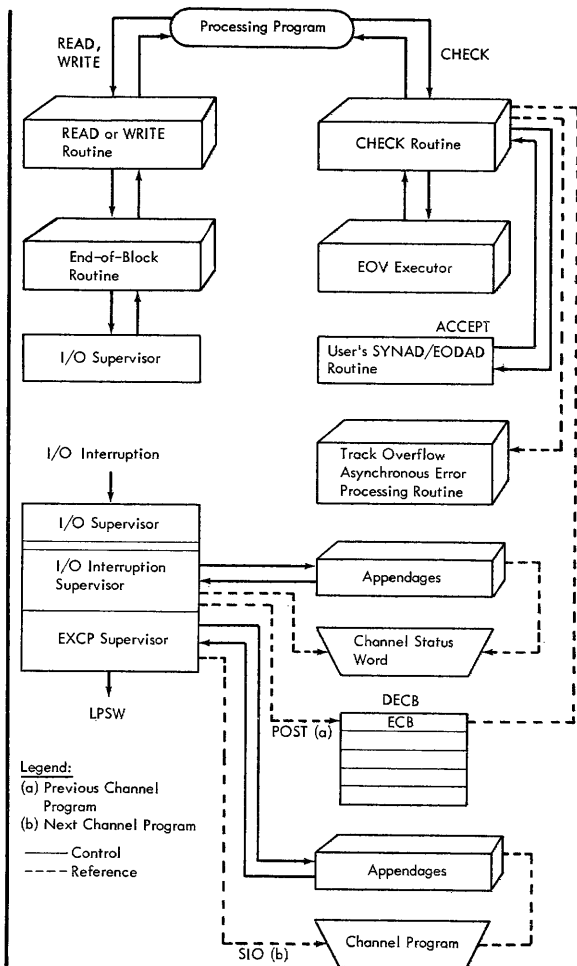
TESTCB (Test a Field of a Request Parameter List)

[label]	TESTCB	<pre> RPL= address [,ERET= address] {IO=COMPLETE OPTCD=([,ADR][,ASY][,CNV][,DIR] [,FKS][,GEN][,KEQ][,KEY][,KGE] [,LOC][,MVE][,NSP][,NUP][,SEQ] [,SKP][,SYN][,UPD]) RBA= number RECLen= number RPLEN= number ACB= address AREA= address AREALEN= number ARG= address ECB= address FDBK= number KEYLEN= number MSGAREA= address MSGLen= number NXTRPL= address } </pre>
---------	--------	--

Flow of Control in QSAM



Flow of Control in BSAM and in BPAM



SAM Open Executor Selector - Stage 1

These diagrams show the access method conditions that cause different executors to be selected, loaded, and to receive control after loading. X represents a condition that must be satisfied for the executor marked in that column. No indicates that the condition must not be specified for the executor to be selected. A blank in the upper portion of the table indicates that either the condition is not required for selection or not examined at the time

Access Method Options	Selections						
Actual Data Set	X	X	X	X	X	X X X X	X
Dummy Data Set						X	
* , DATA, or SYSOUT specified or DD statement							X
3505 (OMR/RCE) or 3525							X
3886 (OCR)							X
Direct Access Device		X		X		X	
Printer with UCS Feature (1403 or 3211)					X		
Printer with forms control buffer (3211 or 2245)					X		
Buffer Pool Required		X	X			X X X	
User Totalling Specified					X X	X X	
Executors							
IGG019AV						AV	
IGG0191A	1A	1A	1A	1A	1A	1A	1A 1A
IGG0191B	1B	1B	1B	1B	1B	1B	1B 1B
IGG0191C						1C	
IGG0191I			1I	1I		1I	1I 1I
IGG0191N			1N	1N		1N	1N 1N 1N
IGG0191T				1T	1T		
IGG0191U				1U			
IGG0191V				1V			
IGG0191Y						1Y 1Y	1Y 1Y
IGG0193I			3I	3I		3I	3I 3I
IGG0196A	6A	6A	6A	6A	6A	6A	6A 6A 6A
IGG0196B	6B	6B	6B	6B	6B	6B	6B 6B 6B
IGG0196R							6R
IGG0196I	6I	6I	6I	6I	6I	6I	6I 6I 6I
IGG0197E					7E		
IGG0197F					7F		
IGG0197L							7L 7L
IGG0197M							7M 7M
IGG0197U				7U			
IGG0199F							9F
IGG0199G							9G
IGG0199W							9W

SAM Open Executor Selector - Stage 2

Access Method Options ¹	Selections																	
BSAM or QSAM	X	X	X	X	X	X	X	X	X	X	X	X	X	X	X	X	X	X
Input or Output	X	X	X	X			X				X	X	X	X	X	X	X	X
Inout, Outin											X							
Update				No	No	No					X							No
Unit Record or Magnetic Tape or Paper Tape				X	X	X					X	X	X	X	X	X	X	X
Direct-Access Storage	X	X	X	X	X						X	X	X					X
Write-Load (Create BDAM)							X	X			X	X						
Simple Buffering	X	X	X	X	X	X	X	X	X	X	X	X	X	X	X	X	X	X
Exchange Buffering				X	X													
Track Overflow	No	No	No	No	No	No	No	X			X						X	No
Chained Scheduling	No	No	No	No	No		X				X	X	X	X				No
Search Direct				X													X	
RPS Device											No							
3505												X						
3525													X					
OMR or RCE or Print only and Associated Files														X				
3890																	X	
Executors																		
IGG0191D	ID	ID	ID															
IGG0191E				IE														
IGG0191F					IF													
IGG0191G						IG	IG							IG	IG			IG
IGG0191H							IH											
IGG0191J								IJ										
IGG0191K									IK									
IGG0191L										IL	IL							
IGG0191M											IM							
IGG0191O			IO															
IGG0191P																		
IGG0191Q																		
IGG0191R																		
IGG0191S																		
IGG0191W																		
IGG0191X																		
IGG0191Z																		
IGG019123																		
IGG0196J																		
IGG0196K																		
IGG0196L																		
IGG0196P																		
IGG0197N																		
IGG0197P																		
IGG0197Q																		
IGG0197V																		
IGG0199K																		
IGG0199L																		
IGG0199O			9O															

¹ If *, DATA, or SYSOUT are specified on the DD statement, no stage 2 executors are loaded.

SAM Open Executor Selector - Stage 3

Access Method Options	Selection			
Paper Tape	X			
Update	X			
Chained Scheduling	X			
Exchange Buffering		X		X
Track Overflow		X	X	
None of the preceding		X		X
Input			X	
*, DATA, or SYSOUT specified on DD statement				X X
QSAM			X	
Variable-length			X X	
Record Format				
Spanned Records				X
Executors				
IGG01910		10		
IGG01911			11	
IGG01912	12 12			
IGG01913		13 13		
IGG01914		14		
IGG01915			15	15
IGG01916			16	
IGG01917		17		
IGG01918	18 18			
IGG01919		19 19		19
IGG01926	26	26		26
IGG0198L				8L 8L
IGG01990		90		
IGG01991			91	
IGG01992			92	
IGG01993			93	
IGG01994				94

Section 5: JCL, Operator Commands, RES, SMF, and CRJE

JCL 5-2

Operator Command Outlines 5-8

RES Central Operator Commands 5-12

RES Workstation Operator Command Outlines 5-14

SMF 5-17

CRJE Macros and Commands 5-18

Source Publications

Additional JCL reference information is contained in *OS/VS1 JCL Reference*, GC24-5099.

Additional operator commands information can be found in Operator's Library: *OS/VS1 Reference*, GC38-0110.

Additional SMF information is contained in *OS/VS System Management Facilities (SMF)*, GC35-0004.

Additional RES information is contained in *OS/VS1 RES Workstation User's Guide*, GC28-6879.

Additional CRJE information is contained in *OS/MFT, OS/MVT, and OS/VS1 CRJE System Programmer's Guide*, GC30-2016; *OS/MFT, OS/MVT and OS/VS1 CRJE Terminal User's Guide*, GC30-2014; and *Operator's Library: OS/VS1 CRJE*, GC38-0335;

Comment - Delimiter - Null - PEND - PROC Statements

//	Operations
//*	Comments coded in free form. If all comments cannot be included on one statement, they can be continued on consecutive comment statements.

The Delimiter Statement

/*	Operations
/* or any two characters defined by the DLM parameter.	Comments coded in free form. If all comments cannot be included on one statement, they can be continued on consecutive <u>comment</u> statements.

The Null Statement

//	Operations
//	Blanks. The null statement placed at the end of job control statements and data indicates that the job is to be put on the queue of jobs ready for processing.

The PEND Statement

//Name	Operation	Comment Field
//name (up to 8 characters followed by one or more blanks)	PEND	Comments coded in free form. If all comments cannot be included on one statement, they can be continued on consecutive <u>comment</u> statements.

The PROC Statement

//Name	Operation	Operands
//name (up to 8 characters followed by one or more blanks)	PROC	<p>Symbolic parameters and their corresponding default values, separated by commas:</p> <p>symbolic parm = val, symbolic parm = val</p> <p>In a catalogued procedure, the operand field is not optional.</p> <p>In an in-stream procedure, the operand field is optional.</p>

EXEC Statement

The EXEC Statement				
//Name	Operation	Operands	P/K	Comments
//{stepname}	EXEC	$\left\{ \begin{array}{l} \text{PGM} = \left\{ \begin{array}{l} \text{program name} \\ *.\text{stepname}.\text{ddname} \\ *.\text{stepname}.\text{procstepname}.\text{ddname} \end{array} \right\} \\ \text{[PROC =]procedure name} \end{array} \right\}$ $\left[\begin{array}{l} \text{ACCT} = (\text{accounting information}, \dots) \\ \text{ACCT}.\text{procstepname} = (\text{accounting information}, \dots) \end{array} \right]$ $\left[\text{ADDRSPC} = \left\{ \begin{array}{l} \text{VIRT} \\ \text{REAL} \end{array} \right\} \right]$ $\left[\text{COND} = \left(\begin{array}{l} (\text{code}, \text{operator}) \\ (\text{code}, \text{operator}, \text{stepname}) \\ (\text{code}, \text{operator}, \text{stepname}.\text{procstepname}) \end{array} \right) \{, \dots\} \{, \} \left[\text{EVEN} \right] \left[\text{ONLY} \right] \right]$ $\left[\text{COND}.\text{procstepname} = \left(\begin{array}{l} (\text{code}, \text{operator}) \\ (\text{code}, \text{operator}, \text{stepname}) \\ (\text{code}, \text{operator}, \text{stepname}.\text{procstepname}) \end{array} \right) \{, \dots\} \{, \} \left[\text{EVEN} \right] \left[\text{ONLY} \right] \right]$ $\left[\begin{array}{l} \text{[PARM = value} \\ \text{[PARM}.\text{procstepname} = \text{value} \end{array} \right]$ $\left[\text{RD} = \left\{ \begin{array}{l} \text{R} \\ \text{RNC} \\ \text{NC} \\ \text{NR} \end{array} \right\} \right]$ $\left[\text{RD}.\text{procstepname} = \left\{ \begin{array}{l} \text{R} \\ \text{RNC} \\ \text{NC} \\ \text{NR} \end{array} \right\} \right]$ $\left[\text{REGION} = \text{valueK} \right]$ $\left[\text{TIME} = \left\{ \begin{array}{l} \{ (\text{minutes} \} \{, \text{seconds} \} \} \\ \{ 1440 \} \end{array} \right\} \right]$ $\left[\text{TIME}.\text{procstepname} = \left\{ \begin{array}{l} \{ (\text{minutes}, \text{seconds}) \} \\ \{ 1440 \} \end{array} \right\} \right]$	<p>P</p> <p>K</p> <p>K</p> <p>K</p> <p>K</p> <p>K</p> <p>K</p> <p>K</p> <p>K</p>	<p>Identifies program or cataloged procedure</p> <p>Accounting information for step</p> <p>Requests storage type</p> <p>Specifies a maximum of 8 tests, or 7 tests if EVEN or ONLY is coded</p> <p>Specifies a maximum of tests, or 7 tests if EVEN or ONLY is coded</p> <p>Parentheses or apostrophes enclosing value may be required</p> <p>Restart definition</p> <p>Specifies amount of storage space</p> <p>Assigns step CPU time limit</p>
<p>Legend:</p> <p>P Positional parameter.</p> <p>K Keyword parameter.</p> <p>() Choose one.</p> <p>[] Optional; if more than one line is enclosed, choose one or none.</p>				

EXEC Statement

The EXEC Statement				
//Name	Operation	Operands	P/K	Comments
//{stepname}	EXEC	$\left\{ \begin{array}{l} \text{PGM} = \left\{ \begin{array}{l} \text{program name} \\ *.\text{stepname}.\text{ddname} \\ *.\text{stepname}.\text{procstepname}.\text{ddname} \end{array} \right\} \\ \text{[PROC =]procedure name} \end{array} \right\}$ $\left[\begin{array}{l} \text{ACCT} = (\text{accounting information}, \dots) \\ \text{ACCT}.\text{procstepname} = (\text{accounting information}, \dots) \end{array} \right]$ $\left[\text{ADDRSPC} = \left\{ \begin{array}{l} \text{VIRT} \\ \text{REAL} \end{array} \right\} \right]$ $\left[\text{COND} = \left(\begin{array}{l} (\text{code}, \text{operator}) \\ (\text{code}, \text{operator}, \text{stepname}) \\ (\text{code}, \text{operator}, \text{stepname}.\text{procstepname}) \end{array} \right) \{, \dots\} \{, \} \left[\begin{array}{l} \text{EVEN} \\ \text{ONLY} \end{array} \right] \right]$ $\left[\text{COND}.\text{procstepname} = \left(\begin{array}{l} (\text{code}, \text{operator}) \\ (\text{code}, \text{operator}, \text{stepname}) \\ (\text{code}, \text{operator}, \text{stepname}.\text{procstepname}) \end{array} \right) \{, \dots\} \{, \} \left[\begin{array}{l} \text{EVEN} \\ \text{ONLY} \end{array} \right] \right]$ $\left[\begin{array}{l} \text{[PARM = value} \\ \text{[PARM}.\text{procstepname} = value] \end{array} \right]$ $\left[\text{RD} = \left\{ \begin{array}{l} \text{R} \\ \text{RNC} \\ \text{NC} \\ \text{NR} \end{array} \right\} \right]$ $\left[\text{RD}.\text{procstepname} = \left\{ \begin{array}{l} \text{R} \\ \text{RNC} \\ \text{NC} \\ \text{NR} \end{array} \right\} \right]$ $\left[\text{[REGION = valueK]} \right]$ $\left[\text{[TIME} = \left\{ \begin{array}{l} \{(\text{minutes})\} \{, \text{seconds}\} \\ \{1440\} \end{array} \right\} \right]$ $\left[\text{[TIME}.\text{procstepname} = \left\{ \begin{array}{l} \{(\text{minutes}, \text{seconds})\} \\ \{1440\} \end{array} \right\} \right]$	<p>P</p> <p>K</p> <p>K</p> <p>K</p> <p>K</p> <p>K</p> <p>K</p> <p>K</p> <p>K</p>	<p>Identifies program or cataloged procedure</p> <p>Accounting information for step</p> <p>Requests storage type</p> <p>Specifies a maximum of 8 tests, or 7 tests if EVEN or ONLY is coded</p> <p>Specifies a maximum of tests, or 7 tests if EVEN or ONLY is coded</p> <p>Parentheses or apostrophes enclosing value may be required</p> <p>Restart definition</p> <p>Specifies amount of storage space</p> <p>Assigns step CPU time limit</p>
<p>Legend:</p> <p>P Positional parameter.</p> <p>K Keyword parameter.</p> <p>() Choose one.</p> <p>[] Optional; if more than one line is enclosed, choose one or none.</p>				

DD Statement

The DD Statement				
//Name	Operation	Operands	P/K	Comments
//[ddname procstepname. ddname]	DD	[* DATA[,DLM=xx]]	P	Defines data set in the input stream
		[DUMMY]	P	Bypass I/O operations on a data set (BSAM and QSAM)
		[AFF=ddname]	K	Requests channel separation
		[AMP=['AMORG' , 'BUFND=number' , 'BUFNI=number' , 'BUFSP=number' , 'CROPS={ NCK NRC NRE RCK } , 'OPTCD={ L1 L2 L3 L4 L5 L6 L7 L8 L9 L10 L11 L12 L13 L14 L15 L16 L17 L18 L19 L20 L21 L22 L23 L24 L25 L26 L27 L28 L29 L30 L31 L32 L33 L34 L35 L36 L37 L38 L39 L40 L41 L42 L43 L44 L45 L46 L47 L48 L49 L50 L51 L52 L53 L54 L55 L56 L57 L58 L59 L60 L61 L62 L63 L64 L65 L66 L67 L68 L69 L70 L71 L72 L73 L74 L75 L76 L77 L78 L79 L80 L81 L82 L83 L84 L85 L86 L87 L88 L89 L90 L91 L92 L93 L94 L95 L96 L97 L98 L99 L100 L101 L102 L103 L104 L105 L106 L107 L108 L109 L110 L111 L112 L113 L114 L115 L116 L117 L118 L119 L120 L121 L122 L123 L124 L125 L126 L127 L128 L129 L130 L131 L132 L133 L134 L135 L136 L137 L138 L139 L140 L141 L142 L143 L144 L145 L146 L147 L148 L149 L150 L151 L152 L153 L154 L155 L156 L157 L158 L159 L160 L161 L162 L163 L164 L165 L166 L167 L168 L169 L170 L171 L172 L173 L174 L175 L176 L177 L178 L179 L180 L181 L182 L183 L184 L185 L186 L187 L188 L189 L190 L191 L192 L193 L194 L195 L196 L197 L198 L199 L200 L201 L202 L203 L204 L205 L206 L207 L208 L209 L210 L211 L212 L213 L214 L215 L216 L217 L218 L219 L220 L221 L222 L223 L224 L225 L226 L227 L228 L229 L230 L231 L232 L233 L234 L235 L236 L237 L238 L239 L240 L241 L242 L243 L244 L245 L246 L247 L248 L249 L250 L251 L252 L253 L254 L255 L256 L257 L258 L259 L260 L261 L262 L263 L264 L265 L266 L267 L268 L269 L270 L271 L272 L273 L274 L275 L276 L277 L278 L279 L280 L281 L282 L283 L284 L285 L286 L287 L288 L289 L290 L291 L292 L293 L294 L295 L296 L297 L298 L299 L300 L301 L302 L303 L304 L305 L306 L307 L308 L309 L310 L311 L312 L313 L314 L315 L316 L317 L318 L319 L320 L321 L322 L323 L324 L325 L326 L327 L328 L329 L330 L331 L332 L333 L334 L335 L336 L337 L338 L339 L340 L341 L342 L343 L344 L345 L346 L347 L348 L349 L350 L351 L352 L353 L354 L355 L356 L357 L358 L359 L360 L361 L362 L363 L364 L365 L366 L367 L368 L369 L370 L371 L372 L373 L374 L375 L376 L377 L378 L379 L380 L381 L382 L383 L384 L385 L386 L387 L388 L389 L390 L391 L392 L393 L394 L395 L396 L397 L398 L399 L400 L401 L402 L403 L404 L405 L406 L407 L408 L409 L410 L411 L412 L413 L414 L415 L416 L417 L418 L419 L420 L421 L422 L423 L424 L425 L426 L427 L428 L429 L430 L431 L432 L433 L434 L435 L436 L437 L438 L439 L440 L441 L442 L443 L444 L445 L446 L447 L448 L449 L450 L451 L452 L453 L454 L455 L456 L457 L458 L459 L460 L461 L462 L463 L464 L465 L466 L467 L468 L469 L470 L471 L472 L473 L474 L475 L476 L477 L478 L479 L480 L481 L482 L483 L484 L485 L486 L487 L488 L489 L490 L491 L492 L493 L494 L495 L496 L497 L498 L499 L500 L501 L502 L503 L504 L505 L506 L507 L508 L509 L510 L511 L512 L513 L514 L515 L516 L517 L518 L519 L520 L521 L522 L523 L524 L525 L526 L527 L528 L529 L530 L531 L532 L533 L534 L535 L536 L537 L538 L539 L540 L541 L542 L543 L544 L545 L546 L547 L548 L549 L550 L551 L552 L553 L554 L555 L556 L557 L558 L559 L560 L561 L562 L563 L564 L565 L566 L567 L568 L569 L570 L571 L572 L573 L574 L575 L576 L577 L578 L579 L580 L581 L582 L583 L584 L585 L586 L587 L588 L589 L590 L591 L592 L593 L594 L595 L596 L597 L598 L599 L600 L601 L602 L603 L604 L605 L606 L607 L608 L609 L610 L611 L612 L613 L614 L615 L616 L617 L618 L619 L620 L621 L622 L623 L624 L625 L626 L627 L628 L629 L630 L631 L632 L633 L634 L635 L636 L637 L638 L639 L640 L641 L642 L643 L644 L645 L646 L647 L648 L649 L650 L651 L652 L653 L654 L655 L656 L657 L658 L659 L660 L661 L662 L663 L664 L665 L666 L667 L668 L669 L670 L671 L672 L673 L674 L675 L676 L677 L678 L679 L680 L681 L682 L683 L684 L685 L686 L687 L688 L689 L690 L691 L692 L693 L694 L695 L696 L697 L698 L699 L700 L701 L702 L703 L704 L705 L706 L707 L708 L709 L710 L711 L712 L713 L714 L715 L716 L717 L718 L719 L720 L721 L722 L723 L724 L725 L726 L727 L728 L729 L730 L731 L732 L733 L734 L735 L736 L737 L738 L739 L740 L741 L742 L743 L744 L745 L746 L747 L748 L749 L750 L751 L752 L753 L754 L755 L756 L757 L758 L759 L760 L761 L762 L763 L764 L765 L766 L767 L768 L769 L770 L771 L772 L773 L774 L775 L776 L777 L778 L779 L780 L781 L782 L783 L784 L785 L786 L787 L788 L789 L790 L791 L792 L793 L794 L795 L796 L797 L798 L799 L800 L801 L802 L803 L804 L805 L806 L807 L808 L809 L810 L811 L812 L813 L814 L815 L816 L817 L818 L819 L820 L821 L822 L823 L824 L825 L826 L827 L828 L829 L830 L831 L832 L833 L834 L835 L836 L837 L838 L839 L840 L841 L842 L843 L844 L845 L846 L847 L848 L849 L850 L851 L852 L853 L854 L855 L856 L857 L858 L859 L860 L861 L862 L863 L864 L865 L866 L867 L868 L869 L870 L871 L872 L873 L874 L875 L876 L877 L878 L879 L880 L881 L882 L883 L884 L885 L886 L887 L888 L889 L890 L891 L892 L893 L894 L895 L896 L897 L898 L899 L900 L901 L902 L903 L904 L905 L906 L907 L908 L909 L910 L911 L912 L913 L914 L915 L916 L917 L918 L919 L920 L921 L922 L923 L924 L925 L926 L927 L928 L929 L930 L931 L932 L933 L934 L935 L936 L937 L938 L939 L940 L941 L942 L943 L944 L945 L946 L947 L948 L949 L950 L951 L952 L953 L954 L955 L956 L957 L958 L959 L960 L961 L962 L963 L964 L965 L966 L967 L968 L969 L970 L971 L972 L973 L974 L975 L976 L977 L978 L979 L980 L981 L982 L983 L984 L985 L986 L987 L988 L989 L990 L991 L992 L993 L994 L995 L996 L997 L998 L999 L1000 L1001 L1002 L1003 L1004 L1005 L1006 L1007 L1008 L1009 L1010 L1011 L1012 L1013 L1014 L1015 L1016 L1017 L1018 L1019 L1020 L1021 L1022 L1023 L1024 L1025 L1026 L1027 L1028 L1029 L1030 L1031 L1032 L1033 L1034 L1035 L1036 L1037 L1038 L1039 L1040 L1041 L1042 L1043 L1044 L1045 L1046 L1047 L1048 L1049 L1050 L1051 L1052 L1053 L1054 L1055 L1056 L1057 L1058 L1059 L1060 L1061 L1062 L1063 L1064 L1065 L1066 L1067 L1068 L1069 L1070 L1071 L1072 L1073 L1074 L1075 L1076 L1077 L1078 L1079 L1080 L1081 L1082 L1083 L1084 L1085 L1086 L1087 L1088 L1089 L1090 L1091 L1092 L1093 L1094 L1095 L1096 L1097 L1098 L1099 L1100 L1101 L1102 L1103 L1104 L1105 L1106 L1107 L1108 L1109 L1110 L1111 L1112 L1113 L1114 L1115 L1116 L1117 L1118 L1119 L1120 L1121 L1122 L1123 L1124 L1125 L1126 L1127 L1128 L1129 L1130 L1131 L1132 L1133 L1134 L1135 L1136 L1137 L1138 L1139 L1140 L1141 L1142 L1143 L1144 L1145 L1146 L1147 L1148 L1149 L1150 L1151 L1152 L1153 L1154 L1155 L1156 L1157 L1158 L1159 L1160 L1161 L1162 L1163 L1164 L1165 L1166 L1167 L1168 L1169 L1170 L1171 L1172 L1173 L1174 L1175 L1176 L1177 L1178 L1179 L1180 L1181 L1182 L1183 L1184 L1185 L1186 L1187 L1188 L1189 L1190 L1191 L1192 L1193 L1194 L1195 L1196 L1197 L1198 L1199 L1200 L1201 L1202 L1203 L1204 L1205 L1206 L1207 L1208 L1209 L1210 L1211 L1212 L1213 L1214 L1215 L1216 L1217 L1218 L1219 L1220 L1221 L1222 L1223 L1224 L1225 L1226 L1227 L1228 L1229 L1230 L1231 L1232 L1233 L1234 L1235 L1236 L1237 L1238 L1239 L1240 L1241 L1242 L1243 L1244 L1245 L1246 L1247 L1248 L1249 L1250 L1251 L1252 L1253 L1254 L1255 L1256 L1257 L1258 L1259 L1260 L1261 L1262 L1263 L1264 L1265 L1266 L1267 L1268 L1269 L1270 L1271 L1272 L1273 L1274 L1275 L1276 L1277 L1278 L1279 L1280 L1281 L1282 L1283 L1284 L1285 L1286 L1287 L1288 L1289 L1290 L1291 L1292 L1293 L1294 L1295 L1296 L1297 L1298 L1299 L1300 L1301 L1302 L1303 L1304 L1305 L1306 L1307 L1308 L1309 L1310 L1311 L1312 L1313 L1314 L1315 L1316 L1317 L1318 L1319 L1320 L1321 L1322 L1323 L1324 L1325 L1326 L1327 L1328 L1329 L1330 L1331 L1332 L1333 L1334 L1335 L1336 L1337 L1338 L1339 L1340 L1341 L1342 L1343 L1344 L1345 L1346 L1347 L1348 L1349 L1350 L1351 L1352 L1353 L1354 L1355 L1356 L1357 L1358 L1359 L1360 L1361 L1362 L1363 L1364 L1365 L1366 L1367 L1368 L1369 L1370 L1371 L1372 L1373 L1374 L1375 L1376 L1377 L1378 L1379 L1380 L1381 L1382 L1383 L1384 L1385 L1386 L1387 L1388 L1389 L1390 L1391 L1392 L1393 L1394 L1395 L1396 L1397 L1398 L1399 L1400 L1401 L1402 L1403 L1404 L1405 L1406 L1407 L1408 L1409 L1410 L1411 L1412 L1413 L1414 L1415 L1416 L1417 L1418 L1419 L1420 L1421 L1422 L1423 L1424 L1425 L1426 L1427 L1428 L1429 L1430 L1431 L1432 L1433 L1434 L1435 L1436 L1437 L1438 L1439 L1440 L1441 L1442 L1443 L1444 L1445 L1446 L1447 L1448 L1449 		

DD Statement

The DD Statement				
//Name	Operation	Operands	P/K	Comments
<pre>//[ddname procstepname. ddname</pre>	DD	[* DATA[,DLM=xx]	P	Defines data set in the input stream
		[DUMMY]	P	Bypass I/O operations on a data set (BSAM and QSAM)
		[AFF=ddname]	K	Requests channel separation
		[AMP=['AMORG' , 'BUFND=number' , 'BUFNI=number' , 'BUFSP=number' , 'CROPS={ NRC NRE RCK }' , 'OPTCD={ L' L' L' }' , 'RECFM={ F' FB' V' VB' }' , 'STRNO=number' , 'SYNAD=modulename' , 'TRACE']	K	Modifies the program processing VSAM clusters or components
		[COPIES=nnn]	K	For use with the SYSOUT parameter
		[DCB=(list of attributes) DCB={ ddname *.ddname *.stepname.ddname *.stepname.procstepname.ddname } [,list of attributes]]	K	Completes the data control block
		[DDNAME=ddname]	K	Postpones the definition of a data set
		[DEST=userid]	K	Specifies remote destination for SYSOUT data set
		[DISP={ NEW OLD SHR MOD } [,DELETE ,KEEP ,PASS ,CATLG ,UNCATLG] [,DELETE ,KEEP ,CATLG ,UNCATLG])	K	Assigns a status, disposition, and conditional disposition to the data set. CATLG, NEW, and UNCATLG are invalid for VSAM components and clusters
		[DLM=delimiter]	K	Assigns delimiter other than /* (continued next page)
<p>Legend:</p> <ul style="list-style-type: none"> P Positional parameter. K Keyword parameter. () Choose one. [] Enclosing subparameter, indicates that subparameter is optional; if more than one line is enclosed, choose one or more. [] Enclosing entire parameter, indicates that parameter may be optional, depending on what type of data set you are defining. 				

DD Statement (cont'd)

The DD Statement (cont't)				
//Name	Operation	Operands	P/K	Comments
(continued from previous page)		<pre> { dsname dsname(member name) dsname(generation number) dsname(area name) &&dsname &&dsname(member name) &&dsname(area name) * .ddname * .stepname .ddname * .stepname .procstepname .ddname } </pre>	K	Assigns a name to a new data set or to identify an existing data set. An unqualified name is 1-8 characters beginning with an alphabetic or national character. Area, generation, member, and temporary names are invalid for VSAM clusters and components
		<pre> [FCB=(image -id [,ALIGN])] </pre>	K	Specifies forms control information. The FCB parameter is ignored if the data set is not written to a 3211 printer
		<pre> [HOLD={YES}] </pre>	K	Specifies whether JES writer processing of a SYSOUT data set is to be deferred or processed normally
		<pre> LABEL = ([data set seq#] [,SL ,SUL ,AL ,AUL ,NSL ,NL ,BLP ,LTM , ,PASSWORD] [,IN ,NOPWREAD] [,OUT] [,EXPDT =yyddd] [,RETPD =nnnn]) </pre>	K	Supplies label information
		<pre> [OUTLIM=number] </pre>	K	Limits the number of logical records you want included in the output data set
		<pre> [QNAME=process name] </pre>	K	Specifies the name of a TPROCESS macro which defines a destination queue for messages received by means of TCAM
		<pre> [SEP=(ddname, ...)] </pre>	K	Requests channel separation
(continued next page)				
Legend: P Positional parameter. K Keyword parameter. () Choose one. [] Enclosing subparameter, indicates that subparameter is optional; if more than one line is enclosed, choose one or more. [] Enclosing entire parameter, indicates that parameter may be optional, depending on what type of data set you are defining.				

DD Statement (cont'd)

The DD Statement (cont't)				
//Name	Operation	Operands	P/K	Comments
(continued from previous page)		<pre> { dsname dsname(member name) dsname(generation number) dsname(area name) &&dsname &&dsname(member name) &&dsname(area name) * .ddname * .stepname .ddname * .stepname .procstepname .ddname } </pre>	K	Assigns a name to a new data set or to identify an existing data set. An unqualified name is 1-8 characters beginning with an alphabetic or national character. Area, generation, member, and temporary names are invalid for VSAM clusters and components
		<pre>[FCB=(image -id [,ALIGN])]</pre>	K	Specifies forms control information. The FCB parameter is ignored if the data set is not written to a 3211 printer
		<pre>[HOLD={YES}]</pre>	K	Specifies whether JES writer processing of a SYSOUT data set is to be deferred or processed normally
		<pre> LABEL = ([data set seq#] [,SL ,SUL ,AL ,AUL ,NSL ,NL ,BLP ,LTM , ,PASSWORD [,IN ,NOPWREAD [,OUT , [,EXPDT =yyddd] [,RETPD =nnnn]]) </pre>	K	Supplies label information
		<pre>[OUTLIM=number]</pre>	K	Limits the number of logical records you want included in the output data set
		<pre>[QNAME=process name]</pre>	K	Specifies the name of a TPROCESS macro which defines a destination queue for messages received by means of TCAM
		<pre>[SEP=(ddname, ...)]</pre>	K	Requests channel separation
(continued next page)				
Legend:				
P Positional parameter.				
K Keyword parameter.				
() Choose one.				
[] Enclosing subparameter, indicates that subparameter is optional; if more than one line is enclosed, choose one or more.				
[] Enclosing entire parameter, indicates that parameter may be optional, depending on what type of data set you are defining.				

Operator Command Outlines

Operation	Operand
{CANCEL} C	$\left\{ \begin{array}{l} [JBN=] \text{jobname} * \left[\begin{array}{l} , \text{DUMP} [, \text{ALL}] \\ \text{IN} \left[\begin{array}{l} =j \\ =\text{HOLD} \end{array} \right] \\ , \text{OUT} \left[\begin{array}{l} =s \\ =\text{HOLD} \end{array} \right] \end{array} \right. \left. \right\} [, \text{USER} = \text{userid}] \\ \\ [\text{DEV} =] \text{unitaddr} * \\ \text{devicetype} * \\ [\text{procname},] \text{identifier} * \end{array} \right\}$ <p>* May be specified up to five times if separated by commas and enclosed in parentheses. Can be combined with the other parameters that are allowed to be specified up to five times.</p>
{DEFINE} N	[LIST [PARAM=membername]
{DISPLAY} D	$\left\{ \begin{array}{l} \text{T} \\ \text{A} \\ \left[\begin{array}{l} , \text{TP} \\ , \text{GRAPHIC} \\ \text{U} , \text{TAPE} \\ , \text{DASD} \\ , \text{UR} \end{array} \right] \left[\begin{array}{l} , \text{ONLINE} \\ , \text{OFFLINE} \end{array} \right] [, \text{cuw} [, \text{rnn}] \\ \\ \text{R} [, \text{USER} = \text{userid}] \\ [, \text{ALL}] \\ \\ \left\{ \begin{array}{l} \text{ALL} [, \text{L}] \\ \text{ACT} [, \text{L}] \\ \text{RT} \left\{ \begin{array}{l} \text{INACT} [, \text{L}] \\ \text{TERM} = \text{termid} [, \text{device}] \end{array} \right\} \end{array} \right\} \\ \\ \left\{ \begin{array}{l} \text{IN} \left\{ \begin{array}{l} \text{I} = \text{qclass} [, \text{USER} = \text{userid}] \\ \text{Q} \left\{ \begin{array}{l} \text{I} [, \text{ALLQ}] \\ \text{jobname} * [, \text{HOLD}] \\ \text{CONSOLES} \\ \\ \left\{ \begin{array}{l} \text{IN} = \text{class} \\ \text{IN} = \text{'string'} [, \text{string} \dots \end{array} \right\} [, \text{ALL}] \\ \text{OUT} = \text{class} \\ \text{OUT} = \text{'string'} [, \text{string} \dots \end{array} \right\} [, \text{ALL}] \end{array} \right\} \\ \\ \text{SQA} \\ \\ \text{USER} \left[\begin{array}{l} , \text{L} \\ , \text{userid} \end{array} \right] \end{array} \right\}$ <p>* May be specified up to five times if separated by commas and enclosed in parentheses.</p>
DUMP	[text]
{HALT} Z	EOD
{HOLD} H	$\left\{ \begin{array}{l} \left\{ \begin{array}{l} \text{ALL} \\ \text{IN} = \text{inclass} \\ \text{Q} = \text{inclass} \\ \text{OUT} = \text{outclass} \end{array} \right\} \left\{ \begin{array}{l} [, \text{JBN}] \\ \text{jobname} * \left[\begin{array}{l} \text{OUT} = \text{outclass} [\text{outclass} \dots] \end{array} \right] [, \text{USER} = \text{userid}] \end{array} \right\} \end{array} \right\}$ <p>* May be specified up to five times if separated by commas and enclosed in parentheses.</p>
{LISTBC} LB	[NOTICES] [, MAIL = userid] [MAIL = userid] [, NOTICES]
{LOG} L	'text'
LOGOFF	[userid]

Operator Command Outlines (cont'd)

Operation	Operand
LOGON	userid /password [TERM (termid)] [PROC (procname)] [NOTICES NONOTICES] [MAIL NOMAIL]
MODE	$\left\{ \begin{array}{l} \text{STATUS} \\ \text{RETRY, } \{ \text{RECORD} \} \\ \quad \{ \text{QUIET} \} \\ \text{MAIN, } \{ \text{RECORD} \} \\ \quad \{ \text{QUIET} \} \\ \text{CONTROL, } \{ \text{THRESHOLD} \} \\ \quad \{ \text{QUIET} \} \end{array} \right\}$ <p>Note: Blanks may be used in place of the commas in this command.</p>
{MODIFY} F	$\left\{ \begin{array}{l} \{ \text{procname.} \} \{ \text{identifier} \} \\ \{ \text{unitaddr} \} \{ \text{Pnn} \} \end{array} \right\} \left[\begin{array}{l} \text{,TYPRUN} = \{ \text{HOLD} \\ \text{NOHOLD} \} \\ \text{,CLASS} = \text{outclass} \\ \text{,CLASS} = \text{jobclass} \\ \text{,START} = \{ \text{ALL} \} \\ \quad \{ n, \dots \} \\ \text{,STOP} = \{ \text{ALL} \} \\ \quad \{ n, \dots \} \\ \text{,RESTART} = \{ \text{ALL} \} \\ \quad \{ n, \dots \} \\ \text{, 'text' } \end{array} \right]$ $\left[\text{,PAUSE} = \{ \text{FORMS} \} \{ \{ \text{JOBCLASS} = \text{jobclass} \} \{ \text{OUTCLASS} = s \} \} \right. \\ \left. \{ \text{DATASET} \} \{ \{ \text{OUTCLASS} = s \} \} \right]$
{MONITOR} MN	$\left\{ \begin{array}{l} \text{JOBNAMES, T} \\ \text{DSNAME} \\ \text{SPACE} \\ \text{STATUS} \\ \text{A} \\ \text{SESS, T} \end{array} \right\}$
{MOUNT} M	$\text{unitaddr, VOL} = \left\{ \begin{array}{l} \{ \text{NL, volserial} \} \\ \{ \text{SL, volserial} \} \\ \{ \text{AL, volserial} \} \end{array} \right\} \left[\text{,USE} = \left\{ \begin{array}{l} \text{STORAGE} \\ \text{PUBLIC} \\ \text{PRIVATE} \end{array} \right\} \right]$
{MSGRT} MR	$\{ \{ \text{D} = \{ \text{display-operand, ...} \} \{ \text{MN} = \text{A} \} \{ \text{K} \} \} \}$ $\{ \text{REF} \}$
{PAGETUNE} PT	$\text{DISPLAY} = \left[\begin{array}{l} \{ \{ \text{STOP} \} \{ \} \} \\ \{ \text{PAGEMEAS} \} \\ \{ \text{REACT} \} \\ \{ \text{STATUS} \} \end{array} \right]$
{PAGETUNE} PT	$\text{STOP} = \{ \{ \{ \text{level} \} \} \{ \} \}$ $\text{PAGEMEAS} = \left\{ \begin{array}{l} \{ \{ \{ \text{ALL} = \} \\ \quad \{ \text{In} = \} \text{frequency} \} \{ \text{In} = \text{frequency} \} \dots \} \} \\ \text{frequency} \\ \{ \text{frequency} \} \\ \text{SYS} \\ \{ \text{SYS} \} \end{array} \right\}$ $\text{REACT} = \left\{ \begin{array}{l} \{ \{ \{ \text{ALL} = \} \\ \quad \{ \text{In} = \} \{ \text{time} \} \{ \text{time} \} \{ \text{pagegran} \} \} \} \{ \{ \text{In} = \} \{ \text{time} \} \{ \text{time} \} \{ \text{pagegran} \} \} \} \dots \} \} \\ \text{time} \\ \{ \text{time} \} \{ \text{time} \} \{ \text{pagegran} \} \} \\ \{ \text{pagegran} \} \\ \text{SYS} \\ \{ \text{SYS} \} \end{array} \right\}$

Operator Command Outlines (cont'd)

Operation	Operand
{RELEASE} { A }	$\left\{ \begin{array}{l} \text{ALL} \\ \text{IN [=inclass]} \\ \text{Q [=inclass]} \\ \text{OUT [=outclass]} \end{array} \right\} [, \text{JBN}]$ $\left\{ \text{jobname} * [, \text{OUT} [=outclass[outclass...]]] [, \text{USER} = \text{userid}] \right\}$ <p>* May be specified up to five times if separated by commas and enclosed in parentheses.</p>
{REPLY} { R }	[R] id, {text}
{RESET} { E }	$\text{jobname} * [, \text{PRTY} = \text{nn}] [, \text{OUT} = \text{s}] [, \text{USER} = \text{userid}]$ $[,] [, \text{CLASS} = \text{c}]$ <p>* May be specified up to five times if separated by commas and enclosed in parentheses.</p>
{ROUTE} { RO }	$[\text{JBN} = \text{jobname}] [, \text{GROUP} = (\text{class} [, \text{class} ...])]$ $[\text{ALL}]$ $[,] [, \text{USER} = \text{userid}] [, \text{CLASS} = \text{class}]$ $[,] [, \text{DEST} = \text{userid}] [, \text{HOLD} = \{ \text{YES} \} \{ \text{NO} \}]$
{SEND} { SE }	$\text{'text' } [, \text{ALL}] [, \text{USER} = (\text{userid} [, \text{userid} ...])] [, \text{NOW}]$ $[,] [, \text{OPERATOR} = \text{routecode}] [, \text{LOGON}]$ $[,] [, \text{SAVE}]$ <p>message no. [, LIST] [, DELETE]</p>
{SET} { T }	DATE = yy .ddd [CLOCK = hh .mm .ss]
{START} { S }	$\left\{ \begin{array}{l} \text{procname} \cdot \{ \text{Pnn} \} \\ \text{procname} \{ \text{identifier} \} \end{array} \right\} \left\{ \begin{array}{l} [[\text{unitaddr} \\ [\text{devicetype}]] [, \text{volserial}] \end{array} \right\}$ $\left[\begin{array}{l} [, \text{jobname} \\ [, \text{outclass}] \\ [, \text{jobclass}] \\ [, (\text{JOBCLASS} = \text{class} [, \text{OUTCLASS} = \text{s}]) \\ [, (\text{parm}) \\ [, (\text{mode} = (\text{INT} \{ \text{INT} \} [, \text{TIME} = \text{YES}] [, \text{DEBUG} = \text{YES}] [, \text{BUF} = \text{nnn}]) \\ \{ \text{INT} \} \{ \text{S} \} \\ \{ \text{EXT} \} \end{array} \right]$ $\left[\begin{array}{l} \{ \text{SCRT} \} \\ [, \{ \text{RLSE} \}] [, \text{ID} = \text{x}] \\ \{ \text{KEEP} \} \end{array} \right]$ $[,] [, \text{USER} = \text{userid}]$ $[,] [, \text{keyword} = \text{option} [, ...]] *$ <p>* The keyword = optional parameter(s) can follow after the last positional parameter. May be replaced by: [, PARM = 'SWA = nn', RESV = nn'].</p>
{STOP} { P }	$\left\{ \begin{array}{l} \{ \text{procname} \} \{ \text{identifier} * \} [, \text{USER} = \text{userid}] \\ \{ \text{Pnn} \} \end{array} \right\}$ $\left\{ \begin{array}{l} \text{unitaddr} * \\ \text{jobname} * \\ \text{JOBNAMES} \\ \text{DSNAME} \\ \text{SPACE} \\ \text{STATUS} \end{array} \right\}$ <p>* May be specified up to five times if separated by commas and enclosed in parentheses. Can be combined with the other parameters that are allowed to be specified up to five times.</p>

Operator Command Outlines (cont'd)

Operation	Operand
{STOPMN} PM }	{ JOBNAMES DSNAME SPACE STATUS A SESS }
{SWAP} G }	{ OFF ON unitaddr, cuu }
{SWITCH} I }	SMF
{UNLOAD} U }	unitaddr
{VARY} V }	{unitaddr {(unitaddr, unitaddr...)} {, ONLINE , OFFLINE , PATH, cuu, {ONLINE} {OFFLINE}}
{VARY} V }	{unitaddr {(I- cuu, O- cuu)}, MSTCONS
{VARY} V }	{unitaddr } {SYSLOG}, HARDCPY {, CMDS , NOCMDS , OFF , INCMDS , STCMDS } [, ROU= {ALL NONE {(route code [, route code]...)}]
{VARY} V }	({unitaddr {O- cuu } [, unitaddr {(I- cuu, O- cuu)} [, O- cuu {(I- cuu, O- cuu)}]...) { , ONLINE , OFFLINE , CONSOLE { , AUTH= {ALL INFO {([SYS][, IO][, CONS])} ALL NONE {(route code [, route code]...)} , ALTCONS= {unitaddr O- cuu {(I- cuu, O- cuu)} } } } }
{WRITELOG} W }	{s CLOSE }
{WRITER} WTR }	unitaddr, { FSP= {nnn DS } BSP= {nnn DS JOB } LSP= {n C } HOLD REPEAT= { (nnn, JOB) nnn } } [, JBN= jobname][, USER= userid]

RES Central Operator Commands

Operator commands that require no modification for RES. These commands are not valid from RES workstation.

CONTROL	SET
DEFINE	SWAP
DUMP	SWITCH
HALT	UNLOAD
LOG	VARY
MODE	WRITELOG

Operator commands that use additional operands for RES.

CANCEL	REPLY
DISPLAY	RESET
HOLD	START*
MODIFY	STOP
MONITOR	STOPMN
RELEASE	WRITER

*Command not valid from workstation.

New operator commands for RES.

LISTBC	ROUTE
LOGON	SEND
LOGOFF	

Definitions of Substitutional Operands

c	one input (A-Z, 0-9) or output (A-Z, 0-9) class.
class	one to fifteen job classes (A-Z, 0-9) without priorities.
cuu	the channel and unit address (cuu) on an I/O device.
device	symbolic remote device address used at RES workstation.
devicetype	a unit type, such as 2540 or 1403, of the output device to be used.
eeee	a four digit decimal number indicating on error count.
frequency	the number (0-9) of task dispatchings occurring before invocation of the page measurement routine.
hh.mm.ss	hour (00-23), minute (00-59), and second (00-59).
i	a single input class.
id	a two digit identifier that is identical to the identifier included in the system message.
identifier	a unique one to eight character alphanumeric name that starts with a letter and identifies one task started by a cataloged procedure.
inclass	one to four input queue classes (A-Z, 0-9).
I-cuu, O-cuu	the channel and unit addresses (cuu) of the input (I-cuu) and output (O-cuu) devices that make up a composite console.
jobclass	one to fifteen job classes (A-Z, 0-9). Priority of processing is from left to right.
jobname	the name of a specific problem program that appears on the JOB statement.
keyword=option	any valid keyword/option combination that may appear on a DD statement.
level	the in-use qu position (1-9 or N) on the STOP line.
n	a single digit decimal number.
nnn	a one to three digit decimal number.
outclass	one to eight output classes (A-Z, 0-9).
O-cuu	the channel and unit address (cuu) of an output only console.
pageiran	a number (0-255) of page transmission operations (page-ins and page-outs).
parm	information, of variable format, to be passed to a problem program.
Pnn	a partition number (P00-P15).
procname	the name of a cataloged procedure that resides on SYS1.PROCLIB.
qclass	one to four queue classes (A-Z, 0-9 for input queues, SOUT for the output queue, HOLD for the hold queue).
routecode	a system-to-operator message routing code.
s	a single output class (A-Z, 0-9).
text	information of extremely variable format.
time	a real time interval in seconds (0-9).
tttt	a four digit decimal number indicating an hour limit.
unitaddr	the channel and unit address (cuu) of an I/O device.
volserial	the volume serial number of a disk pack or magnetic tape.
x	a recording mode: either R (record) or Q (quiet).
yy.ddd	the year (00-99) and Julian day (000-366).

RES Workstation Operator Command Outline (cont'd)

Operation	Operand
{START} { S }	procname[.id] [,unitaddr] [, ,jobname , ,outclass] [,keyword=option, ...]
{STOP} { P }	[identifier (identifier, identifier, ...)] [procname.identifier (procname, identifier, ..)] [unitaddr (unitaddr, unitaddr, ...)] Specify at least one operand, or any combination up to 5.
{STOPMN} { Pn }	JOBNAMES
{WRITER} { WTR }	unit { <ul style="list-style-type: none"> , HOLD , FSP=DS nnn , BSP=DS JOB nnn , REPEAT=nnn (nnn, JOB) , LSP=n C } [, JBN=jobname]

Definition of Substitutional Operands - RES

class	specifies an input or output class.
classnames	1-8 output class names to be associated with the writer.
data	specifies information to be passed to the procedure.
devicetype	specifies a device type (for example, PR1).
id	specifies any unique one to eight character name that starts with a letter (except for Pnn or ALL).
inclass	specifies an input queue class.
jobname	specifies the name of a specific problem program.
list	specifies one to four queue classes.
msgno	one or two character identification of a message reply.
n	1, 2, 3 (single space, double space, or triple space).
(n, ...)	specifies a single digit decimal number, or a list of numbers.
nnn	specifies a decimal digit from 1 to 255.
nnn.aam	nnn specifies a workstation (1-200), aa identifies a device type (RD, PR, PU), m identifies a particular device.
nbs	specifies a decimal digit from 1 to 100 (indicates the number of pages to be backspaced).
nfs	specifies a decimal digit from 1 to 255 (indicates the number of pages to be spaced forward).
outclass	specifies an output class.
password	specifies an assigned sequence of one to eight alphanumeric characters.
Pnn	specifies the VS1 partition number in which the procedure was started.
pp	specifies numerical priority (decimal number from 0 to 13).
procname	specifies the name of a cataloged procedure.
rdr	specifies the name of the reader procedure being started.
route-code	specifies a value which identifies a central console.
term-id	specifies a unique number (1-200) assigned to a remote terminal.
text	specifies information to be entered in response to a message.
unit	specifies the symbolic unit address (for example, PR1) of an I/O device.
unitaddr	specifies the channel and unit address (cuu) of an I/O device.
userid	specifies an assigned sequence of one to seven alphanumeric characters.
wtr	specifies the name of a writer procedure being started.

SMF

SMF

SMFPRMxx parameters

[OPT=	$\left. \begin{array}{c} \{1\} \\ \{2\} \end{array} \right\}$	1-collect system & job info 2-collect system, job, & job step info
[DSV=	$\left. \begin{array}{c} \{0\} \\ \{1\} \\ \{2\} \\ \{3\} \end{array} \right\}$	0-no data set or DASD info 1-collect DASD info 2-collect data set info 3-collect data set & DASD info
[REC=	$\left. \begin{array}{c} \{0\} \\ \{2\} \end{array} \right\}$	0-no temporary data set info 2-collect temporary data set info
[EXT=	$\left. \begin{array}{c} \{NO\} \\ \{YES\} \end{array} \right\}$	NO-no exits YES-take exits
JWT=nnn		nnn-wait state time limit in minutes
[BUF=nnnn]		nnnn-buffer size in bytes (max is 8192)
SID=xxxx		xxxx-system identification
[OPI=	$\left. \begin{array}{c} \{YES\} \\ \{NO\} \end{array} \right\}$	YES-operator allowed to modify parameters NO-operator not allowed to modify parameters
[MAN=	$\left. \begin{array}{c} \{NONE\} \\ \{USER\} \\ \{ALL\} \end{array} \right\}$	NONE-no records to SMF data set USER-only user records to SMF data set (type 128-255) ALL-all record types to SMF data set

CRJE Macros

Name	Macro	Operands
[name]	CRJELINE	DDLINE=ddname, DDSYSIN=ddname [,RLN= {integer} <u>1</u>] [,LERB= ({integer1} <u>255</u> [,integer2 <u>10</u> [,integer3 <u>5</u> [,integer4 <u>5</u>]]]]) ,TYPE= { 1050, ADDR=chars } [,CODE= { BCD } { 2740-1 } { CORRES } { 2741 } { EBCD }] [,FEATURE= ([DIAL] , [INTERRUPT])] [,ONLNT= { NO } { YES }]

Name	Operation	Operands
name	CRJETABL	JOB=integer, USERS=integer, SYSCRJE=character [,JOBEXIT=routine name] [,ONEXIT=routine name] [,OFFEXIT=routine name] [,BUFNO= {integer} <u>1</u>] [,MSGNO= {integer} <u>100</u>] [,BRDCST= {integer} <u>100</u>] [,OUTNO= {integer} <u>10</u>] [,MSGRC= {integer} <u>8</u>] [,ALIAS=(command name, alias, ...)] [,USRCMD=(command, ...)] [,USRSCMD=(subcommand, ...)] [,CMDEXIT=routine name] [,PLTLNO= {integer} <u>2</u>] [,FORTLNO= {integer} <u>2</u>]

Name	Macro	Operands
[name]	CRJEUSER	[userid, password, ...]

CRJE Terminal Command Formats

CRJE Terminal Command Formats

COMMANDS

1. CANCEL jobname
2. CONTINUE [H[ERE]
B[EGIN]
N[EXT]]
3. DELETE dsname
4. EDIT dsname [NEW] [NUM
OLD] [S[CAN]
NONUM] [NOS[CAN]]
[PL1 [(parameters)]]
[FORT { E
G
H }]
[DSLIST
CLIST
DATA
TEXT]
5. EXEC dsname [L[IST]
NOL[IST]]
6. LISTBC
7. LISTDS dsname [S[TATUS]] [H[ISTORY]]
8. LISTLIB [S[TATUS]] [H[ISTORY]]
9. LOGOFF
10. LOGON userid/password
[A[CCT] (accounting information)
[BC
NOBC] [M[SGID]
NOM[SGID]]
11. OUTPUT jobname [SMSG]
[U[SER] (userid) [N[OW]
L[OGON]]]
12. SEND 'text' [O[PERATOR] (integer)
[jobname]]
13. STATUS [jobname]
14. SUBMIT dsname ...
15. TABSET [num...] [IN[PUT]
OFF] [OUT[PUT]]

Edit Subcommands

EDIT SUBCOMMANDS

1. `linenum` [Δ `text`]
2. `CA` [`NCEL`] `jobname`
3. `C` [`HANGE`] `linenum` [`linenum`]
 Δ `text1` Δ `text2` Δ [`A` [`LL`]]
4. `D` [`ELETE`] [`linenum` [`linenum`]]
5. `END`
6. `I` [`INPUT`] [`linenum` [`increment`] [`1`]]] [`P` [`PROMPT`]
`R` [`NO`] [`PROMPT`]]
7. `L` [`IST`] [`linenum` [`linenum`]] [`NUM`
`NONUM`]
8. `M` [`ERGE`] { `dsname` } [`linenum` `linenum`] [`linenum`]
9. `REN` [`UMBER`] [`linenum` [`increment`]
`10` [`10`]]]
10. `S` [`AVE`] [`dsname`] [`KEY`] (`key`)
11. `SC` [`AN`] [`linenum` [`linenum`]] [`ON`
`OFF`]
12. `SEND` '`text`' [`U` [`SER`] (`userid`) [`N` [`LOW`]
`L` [`TOGON`]]] [`O` [`PERATOR`] (`integer`)]
13. `SUB` [`MIT`] { `dsname` } * ...
14. `TAB` [`SET`] [`num...`] [`IN` [`PUT`]
`OFF`] [`OUT`] [`PUT`]]]

Terminal Commands and Functions

SESSION MANAGEMENT COMMANDS

Command	Function
LOGON	To identify the user and initiate his session.
LOGOFF	To terminate a session.

DATA MANAGEMENT COMMANDS

General

Command	Function
DELETE	To scratch an VS data set or to remove a CRJE data set from the user's library.
EDIT	To initiate creating or updating operations.

EDIT Subcommands

Subcommand	Abbreviation	Function
INPUT	I	To insert and/or replace lines in the active set.
DELETE	D	To remove lines in the active data set.
Implicit CHANGE	C	To enter or delete lines in the active data set. To replace character strings within lines of the active data set.
MERGE	M	To combine another data set with the active data set or to copy lines from one place to another within the active data set.
RENUMBER	REN	To reassign line numbers to the lines in the active data set.
LIST	L	To display lines of the active data set.
SCAN	SC	To request a syntax analysis of PL/1 or FORTRAN source language statements in the active data set.
SAVE	S	To store the active data set in the user's library.
END		To terminate creating and updating operations and to delete the active data set.

JOB PROCESSING COMMANDS

Command	Function
SUBMIT	To enter a job into the VS job input stream. (Can also be used as an EDIT subcommand; it can be abbreviated SUB when used as a subcommand.)
OUTPUT	To request CRJE SYSOUT output of a conversationally-submitted job.
CONTINUE	To resume output listing that was previously interrupted.
CANCEL	To remove a job from the CRJE system and to delete any CRJE SYSOUT output of that job. (Can be used as an EDIT subcommand; it may also be abbreviated CA when used as a subcommand.)

STATUS INFORMATION COMMANDS

Command	Function
LISTLIB	To obtain the name and characteristics of every CRJE data set in the user's library.

Terminal Commands and Functions (cont'd) - CRJE Installation Variables

STATUS INFORMATION COMMANDS (cont.)

Command	Function
LISTDS	To obtain information about a particular CRJE data set in the user's library.
STATUS	To obtain information about jobs the user has submitted.

MESSAGE COMMANDS

Command	Function
SEND	To send a message to the central operator or to another terminal user. (Can also be an EDIT subcommand.)
LISTBC	To request the broadcast messages.

TABSET COMMAND

Command	Function
TABSET	To indicate the tab settings at the terminal. This command affects all input and output and can be either a command or an EDIT subcommand. (Can only be abbreviated - TAB - as a subcommand.)

EXEC COMMAND

Command	Function
EXEC	To execute a sequence of commands contained in a CRJE data set.

CRJE INSTALLATION VARIABLES

The following functions, restrictions, and assignments are determined by the central installation when the system is generated.

ADDITIONAL COMMANDS AND SUBCOMMANDS

The installation may add commands and subcommands to the system by providing the routines to process them.

COMMAND ALIASES

The installation may assign alternate verbs (aliases) for the CRJE commands and subcommands. Duplication of aliases is allowed between modes but not within the same mode; i.e., the same alias may be used for a command and a subcommand, but it cannot be used for two commands (if in command mode) nor for two subcommands (if in edit mode). Either the CRJE name or the installation alias is recognized when entered from a terminal.

EXIT ROUTINES

Routines may be provided by the installation to check the accounting information on LOGON commands, to check JCL statements of jobs submitted for batch processing, and to obtain accounting information when a user logs off the system. An installation routine may reject a LOGON command and may terminate a job submission.

CRJE Installation Variables (cont'd)

SYNTAX CHECKERS

The installation selects what syntax checkers, if any, are provided in the system and the kind of checking performed (i.e., level of checking or language level supported).

NUMBER OF LINES PER SYNTAX SCAN

The installation can impose a limit on the number of lines one statement can span and still be scanned as a complete statement by the syntax checker.

USERID/PASSWORD

The installation assigns userids and passwords to authorized terminal users.

CRJE SYSOUT CLASS

The system output class used for remote job output to be returned to terminal users is assigned by the installation.

NUMBER OF LINES PER OUTPUT GROUP

The installation specifies how many lines of output are sent to terminal before allowing the terminal user to interrupt the output. This only applies to terminals without a special interrupt feature.

MAXIMUM NUMBER OF JOBS

The maximum number of jobs that can reside in the central system at one time is determined by the installation. When this maximum is reached, no more jobs are accepted until some of the existing jobs are cancelled or their output is returned.

MAXIMUM NUMBER OF MESSAGES

The installation determines the number of messages that can be maintained by the system at any one time. This includes messages waiting for delivery at logon time and messages currently being processed.

ROUTING CODES FOR MULTIPLE CONSOLES

If the central system supports multiple consoles, the installation specifies a routing code for each console. A user may direct a message to an operator at a particular console by specifying the routing code for that console.

ON-LINE TERMINAL TEST

The installation determines whether or not the BTAM On-Line Terminal Test facility is provided. This facility provides tests that can be used by the terminal user as a start-up procedure or by the customer engineer for terminal checkout and diagnosis of terminal failure.

System Operator Commands for CRJE

Operation	Operand
BRDCST	C { nnnn; 'text' 'text' nnnn DELETE }
Operation	Operand
CENOUT	C, J=jobname, C=class
Operation	Operands
{ MODIFY F }	[procname.] identifier, { D } = (address, ...) A
Operation	Operand
MSG	C { M= 'text' [, U=userid [, Q] } D=userid }
Operation	Operands
SHOW	C { JOBS [, jobname] USERS [, userid] ACTIVE [, NUMBER] BRDCST MSGs [, userid] LERB [, lineaddress] SESS [, userid] SESSREL [, userid] }
Operation	Operands
{ START S }	procname.identifier,,, { FORM } { ABNO } NFMT } { NORM } NONE }
Operation	Operand
{ STOP P }	[procname,] identifier
Operation	Operands
USERID	C, { { A [DD] } = (userid,password) D ELETE } S [UPPRESS] R [ESUME] }

Section 6: Linkage Editor and Loader

Linkage Editor

- JCL Statements 6-2
- Execute Statement 6-3
- SIZE and REGION Parameter Guidelines 6-4
- Incompatible Job Step Options 6-5
- Return Codes 6-5
- Control Statement Outlines 6-6
- Record Formats 6-7
- Capacities 6-7

Loader

- JCL Statements 6-8
- Execute Statement 6-9
- DD Statement Considerations 6-10
- Macro Outlines 6-10
- Macro Parameters 6-11
- Return Codes 6-12
- Virtual Storage Requirements 6-13

Source Publication

Detailed information about the linkage editor and loader is contained in *OS/VS Linkage Editor and Loader*, GC26-3813.

Linkage Editor JCL Statements - Optional/Required

	Required and Optional Statements			Notes
Optional See notes.	//jobname	JOB		These names can also be used: IEWL IEWLF440 IEWLF880 IEWLF128 or as a subprogram: LOAD/CALL LINK XCTL or as a subtask: ATTACH
	//stepname	EXEC	{ PBM=HEWL PGM=LINKEDIT } ,PARM='options'	
	//SYSLIN	DD	dataset reference	Primary input data set: *-for an immediately following data set. DSNAME =data set. DISP=(OLD, DELETE) for a cataloged data set
opt.	//SYSLIB	DD	dataset reference	For automatic call: DSNAME=library, DISP=SHR libraries are; SYS1.ALGLIB SYS1.COBLIB SYS1.FORTLIB SYS1.PLTLIB SYS1.SORTLIB
	//	DD	DDNAME=SYSIN	Reference to linkage editor control statements if not included with SYSLIN data
	//SYSUT1	DD	dataset reference	Intermediate data set
	//SYSPRINT	DD	dataset reference	Diagnostic output data set
	//SYSMOD	DD	dataset reference	Output module library
opt.	//SYSTEM	DD	dataset reference	Required only if PARM=TERM specified on EXEC statement
	//ddname	DD	dataset reference	One for each INCLUDE or LIBRARY reference
opt.	//Linkage Editor Control Statements			In addition to or if not defined as a data set by the //SYSLIN DD statement
opt.	//Object Module(s)			In addition to or if not defined as a data set by the //SYSLIN DD statement
	/*			End of linkage editor input and job step.
	//			End of job

Linkage Editor Execute Statement

Execute Statement:

PARM='options'

options are:

- AC(1) - assign an authorization code
- NE - not editable; no ESD produced in load module. NE is ignored if MAP or XREF specified.
- OL - only load; a LOAD and branch instruction or CALL required to load and enter module.
- OVLY - overlay; must be present if OVERLAY or INSERT statements are used. Not for use with refreshable, re-enterable, or serially reusable programs.
- RENT - re-enterable; all CSECTs must be re-enterable or RENT is ignored.
- REUS - reusable; all CSECTs must be re-enterable or serially reusable or REUS is ignored.
- REFR - refreshable; all CSECTs must be refreshable or REFR is ignored.
- XCAL - exclusive call; must be specified with OVLY.
- LET - allow execution; execution of the module may be attempted even if severity 2 errors have occurred during linkage editing.
- NCAL - no automatic library call; library members are not called to resolve external references. A SYSLIB DD statement need not be supplied.
- ALIGN2 - align on page boundary; used with PAGE or ORDER with P operand statements to cause alignment of CSECTs on 2K page boundary. Default is 4K alignment.
- SIZE= (value1, value2) - size; value1 is virtual storage available for linkage editor with minimum of 65,536 and default of 196,608. Value2 is load module buffer with minimum of 6144, maximum of 102,400, and default of 65,536.
- DCBS - allow specification of DCB for SYSLMOD - block size must be specified in DCB parameter of SYSLMOD DD statement.
- LIST - list linkage editor control statements; statements appear in card-image format on diagnostic output data set.
- MAP - map the output module; the map appears on the diagnostic output data set.
- XREF - produce cross reference table; cross reference table, including map, appear on diagnostic output data set. MAP need not be used with XREF.
- TERM - print diagnostics on data set specified by SYSTERM DD statement; if SYSTERM DD statement is not included, TERM is ignored.

Execute Statement (cont'd) - SIZE and REGION Parameter Guidelines

PARM default attributes for the linkage editor:

not overlay
not tested
block format
not refreshable
not re-enterable
not serially reusable

Execute Statement:

REGION parameter

REGION=value - if SIZE= was specified in PARM, partition size must be 10K larger than value₁.

SIZE AND REGION PARAMETER GUIDELINES

Guidelines for determining an appropriate REGION parameter value and SIZE parameter values for a linkage editor job step:

First - determine Value₂ of the SIZE parameter.

$$\text{Value}_2 = \begin{bmatrix} 6K \\ 6144 \\ J \\ \epsilon \end{bmatrix} \leq \begin{bmatrix} a + b \\ c \times d \\ c \times e \end{bmatrix} \leq a + b$$

where: a is the length of the load module to be built
b is 0, if the length of the load module to be

built is $< \begin{bmatrix} 40K \\ 40960 \end{bmatrix}$ or

$\begin{bmatrix} 4K \\ 4096 \end{bmatrix}$ if the length of the load module to

be built $\geq \begin{bmatrix} 40K \\ 40960 \end{bmatrix}$

c is an integer ≥ 2

d is the track capacity of the SYSMOD device

e is the block size of the SYSMOD data set
J is the length of the largest text record in load
module input

ϵ is the track capacity of the SYSUT1 device

Second - determine Value₁ of the SIZE parameter

$$\text{Value}_1 = f + g + h \quad \text{Value}_1 \text{ must range between } f \text{ and } \begin{bmatrix} 999K \\ 999999 \end{bmatrix}$$

where: f is the design point of the Linkage Editor being used:

$$f = \begin{bmatrix} 64K \\ 65536 \end{bmatrix}$$

g is the excess of Value₂ over $\begin{bmatrix} 6K \\ 6144 \end{bmatrix}$

$$g = \text{Value}_2 - \begin{bmatrix} 6K \\ 6144 \end{bmatrix}$$

h is the additional storage required to support the blocking
factor for SYSLIN, any object module libraries, and SYSPRINT:

F64	5 to 1	10 to 1	40 to 1
	-	$\begin{bmatrix} 18K \\ 18432 \end{bmatrix}$	$\begin{bmatrix} 28K \\ 28672 \end{bmatrix}$

Third - determine the REGION parameter.

$$\text{REGION} = \text{Value}_1 + \begin{bmatrix} 10K \\ 10240 \end{bmatrix}$$

Linkage Editor Control Statements

Operation	Operand
ALIAS	$\left\{ \begin{array}{l} \text{symbol} \\ \text{external name} \end{array} \right\} \left[\begin{array}{l} \text{symbol} \\ \text{external name} \end{array} \right] \dots$
CHANGE	external symbol(newsymbol)[, external symbol(newsymbol), ...]
ENTRY	externalname
EXPAND	name (xxxx) [, name(xxxx)] ...
IDENTIFY	csectname('data')[, csectname('data')] ...
INCLUDE	ddname[(membername[, membername]...)] [, ddname[(membername[, membername]...)]...]
INSERT	csectname[, csectname, ...]
LIBRARY	$\left\{ \begin{array}{l} \text{ddname}(\text{membername}[, \text{membername}] \dots) \\ \text{(externalreference[, externalreference] \dots)} \\ \text{*}(\text{externalreference}[\text{externalreference}] \dots) \end{array} \right\} , \dots$
NAME	membername{(R)}
ORDER	$\left\{ \begin{array}{l} \text{common area name} \\ \text{csectname} \end{array} \right\} \{ (P) \} \left[\begin{array}{l} \text{common area name} \\ \text{csectname} \end{array} \right] \{ (P) \} \dots$
OVERLAY	symbol{(REGION)}
PAGE	$\left\{ \begin{array}{l} \text{common area name} \\ \text{csectname} \end{array} \right\} \left[\begin{array}{l} \text{common area name} \\ \text{csectname} \end{array} \right] \dots$
REPLACE	$\left\{ \begin{array}{l} \text{csectname-1}(\text{csectname-2}) \\ \text{entry name} \end{array} \right\} , \dots$
SETCODE	AC(1)
SETSSI	xxxxxxxx

Linkage Editor Record Formats - Capacities

The following record formats are used with the linkage editor:

- F -- The records are fixed length.
- FB -- The records are fixed length, and blocked.
- FBA -- The records are fixed length, blocked, and contain ANSI control characters.
- FBS -- The records are fixed length, blocked, and written in standard blocks.
- FA -- The records are fixed length and contain ANSI control characters.
- FS -- The records are fixed length and written in standard blocks.
- U -- The records are undefined length.
- UA -- The records are undefined length and contain ANSI control characters.

Capacities

Function		Capacity
Virtual storage allocated (in bytes)		64K
Maximum number of entries in composite external symbol dictionary (CESD)		558
Maximum number of intermediate text records		372
Maximum number of relocation dictionary (RLD) records		192
Maximum number of segments per program		255
Maximum number of overlay regions per program		4
Maximum blocking factor for input object modules (number of 80-column card images per physical record)		10 ¹
Maximum blocking factor for SYSPRINT output (number of 121-character logical records per physical record)		10 ¹
Output text record length (in bytes)	On IBM 2314, 2319 Storage Facility	3072 ²
	On IBM 2305-2 Fixed Head Storage Facility	3072 ²
	On IBM 3330 or 3340 Disk Storage Facility	3072 ²

¹ From 74K to 9999K for value₁ of the SIZE option, the blocking factor for input object modules and SYSPRINT output is 40.

² The maximum output text record length is achieved when value₂ of the SIZE parameter is at least twice the record length size. For example, on a 3330, 12288 byte records are written when value₂ is at least 24576.

Loader JCL Statements

```
//name      JOB      parameters (optional)
//name      EXEC     PGM=LOADER , PARM=(parameters)
//SYSLIN    DD       parameters
//SYSLIB    DD       parameters (optional)
//SYSLOUT   DD       parameters (optional)
//SYSTEM    DD       parameters (optional)
//          (optional DD statements and data required for loaded program)
```

Input Deck for the Loader -- Basic Format

Loader EXEC Statement

The two loader names are:

1. LOADER
2. IEWLDRGO

Loader Execute Statement

MAP. The loader produces a map of the loaded program that lists external names and their absolute storage addresses on the SYSLOUT data set. (If the SYSLOUT DD statement is not used in the input deck, this option is ignored.)

NOMAP. A map is not produced.

RES. An automatic search of the link pack area queue is to be made. This search is always made after processing the primary input (SYSLIN), and before searching the SYSLIB data set. When this option is specified, the CALL option is automatically set.

NORES. No automatic search of the link pack area queue is to be made.

CALL. An automatic search of the SYSLIB data set is to be made. (If the SYSLIB DD statement is not included in the input deck, this option is ignored.)

NOCALL An automatic search of the SYSLIB data set will not be made. When or **NCAL.** this option is specified, the **NORES** option is automatically set.

LET. The loader will try to execute the object program even though a severity 2 error condition is found. (A severity 2 error condition is one that could make execution of the loaded program impossible.)

NOLET. The loader will not try to execute the loaded program if a severity 2 error condition is found.

SIZE=size. Specifies the size, in-bytes, of dynamic virtual storage that can be used by the loader.

EP=name. Specifies the external name to be assigned as the entry point of the loaded program. This parameter must be specified if the entry point of the loaded program is in an input load module. For FORTRAN, ALGOL, and PL/I, these entry points must be MAIN, IHIFSAIN, and IHENTRY, respectively.

NAME=name. Specifies the name to be used to identify the loaded program to the system. If this parameter is not used, the loaded program will be named **GO.

PRINT. Informational and diagnostic messages are produced on the SYSLOUT data set.

NOPRINT. Informational and diagnostic messages are not produced on the SYSLOUT data set. SYSLOUT is not opened.

TERM

Numbered diagnostic messages are to be sent to the SYSTEM data set. The SYSTEM data set can be used to replace or supplement the SYSLOUT data set at any time. (If the SYSTEM DD statement is not included in the input deck, this option is ignored.)

NOTERM

Numbered diagnostic messages are not to be sent to the SYSTEM data set.

Unless otherwise specified with the LOADER macro instruction during system generation, the default options are: **NOMAP**, **RES**, **CALL**, **NOLET**, **SIZE=100K**, and **PRINT**. The default options **NAME=**GO** and **NOTERM** cannot be changed during system generation.

DD Statements - Loader Macro

The following considerations apply to the DCB parameter of SYSLIN, SYSLIB, and SYSLOUT.

- For better performance, BLKSIZE and BUFNO can be specified.
- If BUFNO is omitted, BUFNO=2 is assumed.
- Any value given to BUFNO is assumed for NCP (number of channel programs).
- If RECFM=U is specified, BUFNO=2 is assumed, and BLKSIZE and LRECL are ignored.
- RECFM=V is not accepted.
- RECFM=FBSA is always assumed for SYSLOUT.
- If RECFM is omitted, RECFM=F is assumed for SYSLIN and SYSLIB.
- If BLKSIZE is omitted, the value given to LRECL is assumed.
- LRECL=121 is assumed for SYSLOUT.
- If LRECL is omitted, LRECL=80 is assumed for SYSLIN and SYSLIB.
- If OPTCD=C is used to specify chained scheduling, an additional 2K (2048 bytes) of virtual storage is needed in the user's region if the necessary data management routines are not resident.

Note: The SYSTEMM data set will always consist of unblocked 81-character records with BUFNO=2 and RECFM=FSA. Because these values are fixed, the DCB parameter need not be used.

In addition to the DD statements used by the loader, any DD statements and data required by the loaded program must be included in the input deck.

Loader Macro

Name	Operation	Operand
[symbol]	{LINK } {ATTACH }	EP= loadename PARAM=(optionlist [,ddname list]) VL=1
	{LOAD } {XCTL }	EP= loadename

Macro Instruction Basic Format

Loader Macro Parameters

EP

specifies the symbolic name of the loader. The entry point at which execution is to begin is determined by the control program from the library directory entry.

PARAM

specifies, as a sublist, address parameters to be passed to the loader. The first fullword in the address parameter list contains the address of the option list for the loader and/or loaded program. The second fullword contains the address of the ddname list. If standard ddnames are to be used, this list may be omitted.

option list

specifies the address of a variable length list containing the loader and loaded program options. This address must be written even though no list is provided.

The option list must begin on a halfword boundary. The two high-order bytes contain a count of the number of bytes in the remainder of the list. If no options are specified, the count must be zero.

The option list is free form, with the loader and loaded program options separated by a slash (/), and with each option separated by a comma. No blanks or zeros should appear in the list.

ddname list

specifies the address of a variable length list containing alternative ddnames for the data sets used during loader processing. If the standard ddnames are used, this operand may be omitted.

The format of the ddname list is identical to the format of the ddname list for invoking the linkage editor; the 8-byte entries in the list are as follows:

<u>Entry</u>	<u>Alternate Name For:</u>
1	SYSLIN
2	not applicable
3	not applicable
4	SYSLIB
5	not applicable
6	SYSLOUT
7-11	not applicable
12	SYSTEM

VL

specifies that the sign bit is to be set to 1 in the last fullword of the address parameter list.

Loader Return Codes

Return Code	Loader Return Code ¹	Loaded Program Return Code	Conclusion or Meaning
0	0	0	Program loaded successfully, and execution of the loaded program was successful.
	4	0	The loader found a condition that may cause an error during execution, but no error occurred during execution of the loaded program.
	8 (LET)	0	
4	0	4	Program loaded successfully, and an error occurred during execution of the loaded program.
	4	4	The loader found a condition that may cause an error during execution, and an error did occur during execution of the loaded program.
	8 (LET)	4	
8	0	8	Program loaded successfully, and an error occurred during execution of the loaded program.
	4	8	The loader found a condition that may cause an error during execution, and an error did occur during execution of the loaded program.
	8 (LET)	8	
	8		The loader found a condition that could make execution impossible. The loaded program was not executed.
12	0	12	Program loaded successfully, and an error occurred during execution of the loaded program.
	4	12	The loader found a condition that may cause an error during execution, and an error did occur during execution of the loaded program.
	8 (LET)	12	
	12		The loader could not load the program successfully, execution impossible.
16	0	16	Program loaded successfully, and the loaded program found a terminating error.
	4	16	The loader found a condition that may cause an error during execution, and a terminating error was found during execution of the loaded program.
	8 (LET)	16	
	16		The loader could not load program, execution impossible.

¹Error diagnostics (SYSLOUT and/or SYSTEMM data set) for the loader will show the severity of errors found by the loader.

Loader Virtual Storage Requirements

Consideration		Approximate Virtual Storage Requirements (in bytes)	Comments
Loader Code	Control	700	--
	Processing	13664	--
Data Management		6K	BSAM
Object Module Buffers and DECBs		BUFNO(BLKSIZE+24)	Concatenation of different BLKSIZE and BUFNO must be considered. (Minimum BUFNO=2)
Load Module Buffer and DECBs.		304	--
SYSTEM DCB Buffers, and DECBs		312	Allocated if TERM option is specified
SYSLOUT Buffers and DECBs		BUFNO (BLKSIZE + 24)	Buffer size rounded up to integral number of double words. (Minimum BUFNO=2)
Size of program being loaded		Program Size	Program size is restricted only by available virtual storage
Each external relocation dictionary entry		8	--
Each external symbol		20	--
Largest ESD number		4n n is the largest ESD number in any input module	Allocated in increments of 32 entries
Fixed Loader Table Size		1260	Subtract 88 if NOPRINT is specified
System Requirements		1600	--

BTAM

Macros 7-2

Macro Instruction Format 7-7

2715 User-Table Macro Instructions 7-11

Line and Station Configuration Supported by BTAM 7-13

TCAM

Macros 7-15

Operator Commands 7-21

Device Configurations Supported by TCAM 7-24

Source Publications

Detailed information about BTAM and TCAM is contained in these publications:

- *OS/VS BTAM*, GC27-6980
- *OS/VS TCAM Programmer's Guide*, GC30-2044

BTAM Macros

Name	Operation	Operand	
[symbol]	AS	ID=absexp [,ASGROUP=symbol] [,DEGROUP=(symbol,absexp)]	} 2715 ONLY
[symbol]	ASCTR	ID=absexp, HIGHCTR=absexp, ROUTE=(({CPU } {DISK } {,LOG } {,ASLOG } {,EXTRALRM }) [,NEXTAS=absexp]	
[symbol]	ASLIST	device-code,NORM=absexp [,LENGTH=(absexp1,absexp2)] [,DIGIT=(absexp1,absexp2,absexp3)] [,ENTRY={1 }] [,MSG='text'] [,INQDISP=absexp] [,MODULUS=(absexp1,absexp2, absexp3)] [,SELTRAN={NO } {YES }]	} 2715 ONLY
(Omit)	ASMTRTAB	tablename . . .	
[symbol]	CHGNTRY	listaddr,listype,listposition, numchars,action	
[symbol]	{ OPEN } { CLOSE }	(({dcb,,} . . .), [MF=L MF=(E,listname)]	
[symbol]	CONFIGUR	[CORE={16 }] [,PC={NO } {YES }] [,GDU={NO } {YES }] [,FUNCERR=(absexp, . . .)] [,ENDERR=(absexp, . . .)] [,MONERR=(absexp, . . .)] [,GETID=absexp] [,STORID=absexp] [,IDCOUNT=absexp] [,INQDISP={NO } {YES }]	} 2715 ONLY
[symbol]	CTRGROUP	ctrno, {sro } {cttest } ID=absexp [,SROENAB={NO } {YES }] [,CTINIT={NULL } {NCT } {UNASP }]	

BTAM Macros (cont'd)

Name	Operation	Operand	
[symbol]	CTRLIST	DEVCOD={ B C M } , CTRADR= { IMP } , { EXP } , CTRRD= { SINGLE } , { GROUP } , CTTEST= { NULL SETNCT SETUNAS RESET } , CTROP= { READ SET READSET READRST RDRESID NULL } [,MSG='text']	} 2715 ONLY
[symbol]	CTRSCHED	sched, ...	} 2715 ONLY
	DATAMGT	ACSMETH=BTAM	
symbol	DCB	keyword operands	
[symbol]	DEULIST	[DIGIT=(absexp1, absexp2)] [,LENGTH=absexp1] [,MSG='text'] [,MODULUS=(absexp1, absexp2)] [,DIGIT2=(absexp1, absexp2)]	} 2715 ONLY
symbol	DFTRMLST	list type, device-dependent operands	
[symbol]	DISPGUID	DISPMSG='text' [,SUPPRES= { YES } { NO }]	
[symbol]	GDUAS	ID=absexp, GDUNUMB=absexp	
[symbol]	GDULIST	PARAMNO=absexp [,(NORGUID=absexp, ...)] [{ DISPMSG=symbol }] [, { IDENT=absexp }] [,MSG='text'] [,ENTRY={ 1 } { M }]	} 2715 ONLY
[symbol]	GDUTRANS	TRCODE=absexp, TRLIST=symboln	
[symbol]	IODEVICE	UNIT=type, ADDRESS=address, ADAPTER=type, TCU=type, MODEL=model, [,FEATURE=(feature1, feature2, ...)] [,SETADDR=type] [,OBRcnt=n]	

BTAM Macros (cont'd)

Name	Operation	Operand
symbol	LERB	nlines [, { ([transmct] [, datack], [, intreq] [, nontto]) } ...]
[symbol]	LERPRT	dcbaddr [, rln] [, cid] [, CLEAR=YES] [, CLEAR=NO]
[symbol]	LOPEN	decbaddr
[symbol]	ONLTST	DECB=decb address, X=type of test, Y=no. of transmissions, DCB=dcb address, AREA=ft message area [, TEXT=user text area, LENGTH=user text length] [, ENTRY=list address] [, RLN=line number]
[symbol]	OPEN	See CLOSE
[symbol]	PARAMNUM	PLN=absexp, PARMLST=symboln
[symbol]	PARMLIST	[CKLENGTH=(length-absexp, errguidance-absexp, ...)] [, CKMONKY= { NO } { YES }] [, CKMOD11=(length-absexp, position-absexp, errguidance-absexp, ...)] [, CKRANGE=(position1-absexp, position2-absexp, hi lowchars-absexp, ...)] [, LOWGUID=(absexp, ...)] [, HIGUID=(absexp, ...)] [, RNGETST= { ERROR } { DATA }] [, CKMOD10=(length-absexp, position-absexp, errguidance-absexp, ...)] [, CKOR=(position-absexp, checkchar1-hexchar, ... checkcharn-hexchar)] [, ORGUID=(absexp, ...)] [, CKAND=(position1-absexp, position2-absexp, checkchar1-hexchar, checkcharn-hexchar)] [, ANDGUID=(absexp, ...)] [, CKNONUM=(position1-absexp, position2-absexp, errguidance-absexp, ...)] [, CKNUM=(position1-absexp, position2-absexp, errguidance-absexp, ...)] [, TRANSL= { NO } { YES }] [, IDENT= { NO } { YES }]

2715 ONLY

BTAM Macros (cont'd)

Name	Operation	Operand	
[symbol]	{READ } {WRITE}	decbaddr, optype, dcbaddr, { [inoutarea] { ([inarea], [outarea]) } }, { [inoutlength] { ([inlength], [outlength]) } }, [entry], [rln] [MF=L] [MF=E]	
[symbol]	RELBUF	dcbaddr, bufferaddr	
[symbol]	REQBUF	dcbaddr, returnreg, [count]	
[symbol]	RESETPL	decbaddr [, POLLING] [, ANSRING]	
[symbol]	RESETPL	decbaddr [, ATTENT]	} LOCAL 3270 ONLY
[symbol]	STEND		
symbol	TGROUP	[TCn=(symboln [, E])]	} 2715 ONLY
[name]	TPEDIT	MINLN=n [, REPLACE={ 'X'19' } { 'X'xx' }] [, EDIT= { EDITD } { EDITR }] [, RECFM= { V } { U }] [, ERROPT={ IGNORE } { name }] [, VERCHK={ NOCHK } { VOKCHK }] [, BUFFER= { NO } { YES }]	} IBM 50 MAGNETIC DATA INSCRIBER ONLY
[symbol]	TRANSLAT	TRANSC=hexchar, TRANTXT='text'	
symbol	TRLIST	TRID=absexp1 [, ROUTE= { DISK } { CPU }] [, LOG { , NULL } { , absexp2 }] [, TEXT= { NO } { YES }] [, INQDISP= { NO } { YES }] [, DEMOD10= { NO } { YES }] [, DEMOD11= { NO } { YES }] [, GDU= { NO } { YES }]	} 2715 ONLY
[symbol]	TRNSLATE	[dcbaddr], tablename, area, length	
symbol	{ TRSLRCTW } { TRSLRCT3 }	Fx=code, ...	} World Trade Telegraph Terminal
symbol	{ TRSLSCTW } { TRSLSCT3 }	Xyy=Fx, ...	} World Trade Telegraph Terminal
[symbol]	TWAIT	(returnreg), ECBLIST=ecb list addr	

BTAM Macros (cont'd)

Name	Operation	Operand
[symbol]	WAIT	[count] ECB=ecb address, ECBLIST=ecb list addr
[symbol]	WRITE	See READ

BTAM Macro Instruction Format

Macro Instruction	Operand	Sym	Dec Dig	Register			RX-type	Rel Exp	Abs Exp	Char	Dec Char	Hex Char	Code*
				(2-12)	(1)	(0)							
ASMRTAB	tablename												x
CHGENTRY	listaddr**			x				x					
	dcbaddr***			x				x					
	listtype												x
	listposition			x					x				
	numchars**			x					x				
	action												x
CLOSE	dcb							x					
	MF=												x
	listname			x	x		x						
DCB	DSORG=												x
	MACRF=												x
	DDNAME=	x											
	BUFNO=								x				
	BUFL=								x				
	BUFCB=							x					
	EXLST=							x					
	BFTEK=												x
	LERB=							x					
	EROPT=												x
	DEVD=												x
	MODE=												x
	CODE=												x
READYQ=							x					x	
DFTRMLST	listype												x
	xx											x	
	yy											x	
	dialcount		x										
	dialchars									x			
	numsent		x										
	sentchar											x	
	numnsent		x										
	cntrlseq											x	
	riaseq											x	
	numrec		x										
	riaseq											x	
	AN												As Shown
	MD												As Shown
	AD												As Shown

* See macro description for allowable values.

** Does not apply to local 3270 display.

*** Applies only to local 3270 display.

BTAM Macro Instruction Format (cont'd)

Macro Instruction	Operand	Sym	Dec Dig	Register			RX- Type	Rel Exp	Abs Exp	Char	Dec Char	Hex Char	Code *
				(2-12)	(1)	(0)							
DFTRMLST (cont'd)	entrylength		x										
	userlength		x										
	idcount		x										
	idsent											x	
	authsequence											x	
	controlvalue		x										
	userdata						x						
LERB	nlines								x				
	transmct								x				
	dataack								x				
	intreq								x				
	notto								x				
LERPRT	dcbaddr	x		x	x								
	rln			x		x			x				
	cid			x				x					
	CLEAR =												x
LOPEN	dcbaddr	x		x									
ONLTST	DECB =			x	x		x						
	X =			x					x				
	Y =			x					x				
	DCB =			x			x						
	AREA =			x			x						
	TEXT =			x			x						
	LENGTH =			x					x				
	ENTRY =			x			x						
RLN =			x					x					
OPEN	dcb							x					
	MF =												x
	listname			x	x		x						
READ (list form, MF = L)	dcbaddr	x											
	optype												x
	dcbaddr							x					
	inoutarea							x					
	inarea							x					
	outarea							x					
	inoutlength								x				
	inlength								x				
	outlength								x				
	entry							x					
	rln								x				
MF = L												As Shown	

* See macro description for allowable values.

BTAM Macro Instruction Format (cont'd)

Macro Instruction	Operand	Sym	Dec Dig	Register			RX-Type	Rel Exp	Abs Exp	Char	Dec Char	Hex Char	Code *
				(2-12)	(1)	(0)							
READ (Execute form, MF = E)	decbaddr			x	x		x						
	optype												x
	dcbbaddr			x			x						
	inoutarea			x			x						's'
	inarea			x			x						's'
	outarea			x			x						
	inoutlength			x					x				's'
	inlength			x					x				's'
	outlength			x					x				
	entry			x			x						's'
rln			x					x					
MF = E												As Shown	
READ (Standard form)	decbaddr	x											
	optype												x
	dcbbaddr			x			x						
	inoutarea			x			x						's'
	inarea			x			x						's'
	outarea			x			x						
	inoutlength			x					x				's'
	inlength			x					x				's'
	outlength			x					x				
	entry			x			x						
rln			x					x					
RELBUF	dcbbaddr			x	x		x						
	bufferaddr			x									
REQBUF	dcbbaddr			x	x		x						
	returnreq			x									
	count			x		x			x				
RESETPL	decbaddr			x	x				x				
	POLLING												As Shown
	ANSRING												As Shown
	ATTENT												As Shown
TRANSLATE	dcbbaddr			x			x						
	tablename			x			x						
	area			x			x						
	length			x		x			x				's'
TRSLRCTW	Pnn =											x	
TRSLRCT3	Pnn =											x	
TRSLSCTW	Xyy =											x	
TRSLSCT3	Xyy =											x	
TWAIT	Returnreg			x									
	ECBLIST =			x			x						
WAIT	count			x		x	x		x				
	ECB =			x		x	x						
	ECBLIST =			x		x							

* See macro description for allowable values.

BTAM Macro Instruction Format (cont'd)

Macro Instruction	Operand	Sym	Dec Dig	Register			RX-Type	Rel Exp	Abs Exp	Char	Dec Char	Hex Char	Code *
				(2-12)	(1)	(0)							
WRITE (List form, MF=L)	decbaddr	x											
	optype												x
	dcbaddr							x					
	inoutarea							x					
	inarea							x					
	outarea							x					
	inoutlength								x				
	inlength								x				
	outlength								x				
	entry								x				
	rln									x			
MF=L												As Shown	
WRITE (Execute form, MF=E)	decbaddr		x	x			x						
	optype												x
	dcbaddr		x				x						
	inoutarea		x				x						
	inarea		x				x						's'
	outarea		x				x						
	inoutlength		x					x					's'
	inlength		x						x				's'
	outlength		x						x				
	entry		x					x					
	rln		x							x			
MF=E												As Shown	
WRITE (Standard form)	decbaddr	x											
	optype												x
	dcbaddr	x						x					
	inoutarea	x						x					
	inarea	x						x					's'
	outarea	x						x					
	inoutlength	x							x				's'
	inlength	x							x				's'
	outlength	x							x				
	entry	x							x				
rln	x								x				

* See macro description for allowable values.

2715 User Table Macro Instructions

Macro Instruction	Operand	Sym	Dec Dig	Register			RX-type	Rel Exp	Abs Exp	Char	Dec Char	Hex Char	Code*
				(2-12)	(1)	(0)							
AS	ID=							x					
	ASGROUP=	x											
	DEGROUP= tgroupname deunumber	x						x					
ASCTR	ID=							x					
	HIGHCTR=							x					
	ROUTE=											x	
	LOG												As Shown
	ASLOG												As Shown
	EXTALRM												As Shown
	NEXTAS=							x					
ASLIST	device												x
	NORM=							x					
	LENGTH= data length gdlight2							x x					
	DIGIT= entrypos compvalue gdlight3							x x x					
	ENTRY=												x
	MSG=									x			
	INQDISP=							x					
	MODULUS= entry pos fld length gdlight3							x x x					
SELTRAN=												x	
CONFIGUR	CORE=												x
	PC=												x
	GDU=												x
	FUNCERR=							x					
	ENDERR=							x					
	MONERR=							x					
	GETID=							x					
	STORID=							x					
	IDCOUNT=							x					
INQDISP=												x	

*See macro description for allowable values.

2715 User Table Macro Instructions (cont'd)

Macro Instruction	Operand	Sym	Dec Dig	Register			RX-type	Rel Exp	Abs Exp	Char	Dec Char	Hex Char	Code*
				(2-12)	(1)	(0)							
CTRGROUP	ctrno								x				
	sro								x				
	cttest								x				
	ID=								x				
	SROENAB=												x
CTRLIST	CTINIT=												x
	DEVCOD=												x
	CTRADR=												x
	CTRRD=												x
	CTTEST=												x
	CTROP=												x
CTRSCHED	sched								x				
										x			
DEULIST	LENGTH=		x										
	DIGIT=												
	entrypos								x				
	compvalue								x				
	MSG=										x		
MODULUS=	entrypos								x				
	fld length								x				
DIGIT2=	value pos								x				
	comp value								x				
STEND	no operands												
TGROUPE	TCn=		x										
	E												As Shown
TRLIST	TRID=								x				
	ROUTE=												x
	LOG												As Shown
	NULL												As Shown
	TEXT=												x
	INQDISP=												x
	DEM0D10=												x
	DEM0D11=												x
GDU=												x	

*See macro description for allowable values.

Line and Station Configuration Supported by BTAM

Start-Stop Communications

1. Nonswitched lines (point-to-point or multipoint), using programmed polling:

- IBM 1030 Data Collection System
- IBM 1050 Data Communications System
- IBM 1060 Data Communications System
- IBM 2260 Display Station --
 - IBM 2848 Display Control
(Remote -- 2701 only)
- IBM 2265 Display Station -- IBM 2845
Display Control (Remote -- 2701 only)
- IBM 2740 Communications Terminal (Model 1):
 - Basic: with checking¹; with Station Control²; with Checking and Station control²; or with Checking and IBM 2760 Optical Image Unit features (point-to-point only, if 2740 is equipped with 2760 Optical Image Unit)
 - (Model 2): Basic or with Checking¹
- IBM 2741 Communications Terminal
- Western Union Plan 115A Outstations
- AT&T 83B3 Selective Calling Stations

2. Switched lines:

- IBM 1050 Data Communications System
- IBM 2740 Communications Terminal
(Model 1): Dial; Dial, with Checking;
Dial, with Transmit Control; Dial, with Checking and
Transmit Control, or Dial, with Checking and IBM 2760
Optical Image Unit features
- IBM 2741 Communications Terminal
- WU Model 33/35 Teletypewriter
Exchange Terminal (TWX)

3. Nonswitched multipoint lines using the Auto Poll facility (IBM 2702 or 2703 only):

- IBM 1030 Data Collection System
- IBM 1050 Data Communications System
- IBM 1060 Data Communications System
- IBM 2740 (Model 1 and 2): with Station Control²
or with Station Control² and Checking features

¹Used as a regular terminal or as an operator's console, when the operating system includes the Multiple Console Support.

²Station Control feature cannot be used if the 2740 is also used as a console under Multiple Console Support.

Line and Station Configuration Supported by BTAM

Binary Synchronous Communications

1. Nonswitched point-to-point and switched point-to-point lines:
 - IBM System/370³
 - IBM System/360 Model 20
 - IBM System/3
 - IBM 1130 Computing System
 - IBM 1800 Data Acquisition and Control System
 - IBM 2715 Transmission Control Unit (Model 1 attaches directly to multiplexer channel of central computer; Model 2 communicates with central computer via IBM 2701 or 2703)
 - IBM 2770 Data Communications System
 - IBM 2780 Data Transmission Terminal
 - IBM 3735 Programmable Buffered Terminal
 - IBM 3741 Data Station
 - IBM 3747 Data Converter
 - IBM 3750 Switching System (World Trade users only; nonswitched point-to-point line only)
 - IBM 3780 Data Communication Terminal
2. Switched point-to-point
 - IBM 3275 Equipped with dial feature
 - IBM 5275 Direct Numerical Control Station
3. Nonswitched multipoint lines:
 - IBM System/360 Model 20
 - IBM System/3
 - IBM 1130 Computing System
 - IBM 1800 Data Acquisition and Control System
 - IBM 2715 Transmission Control Unit (Model 1 attaches directly to multiplexer channel of central computer; Model 2 communicates with central computer via IBM 2701 or 2703)
 - IBM 2770 Data Communications System
 - IBM 2780 Data Transmission Terminal
 - IBM 2972 (Models 8 and 11) General Banking Terminal System
 - IBM 3270 Display System (remote)
 - IBM 3735 Programmable Buffered Terminal (requires special feature)
 - IBM 3780 Data Communication Terminal
 - IBM 5275 Direct Numerical Control Station

³The remote System/370 may be a Model 135, 145, 155, 158, 165, 168, or 195.

TCAM Macros

Name	Operation	Operands
[symbol]	CANCELMSG	[mask] [CONNECT= { AND } { OR }] [LEVEL= { BLK } { MSG }]
[symbol]	CHECK	dcbname
[symbol]	CHECKPT	(no operands)
[symbol]	CKREQ	(no operands)
[symbol]	CLOSE	(dcbname, ...) [MF = { L { E, listname }]
[symbol]	CLOSE (MCP)	(dcbname, ...)
[symbol]	CODE	{ tablename } { NONE } { register }
[symbol]	COMMBUF	LIST=name, MAXDEEP, integer
[symbol]	COUNTER	opfield
[symbol]	CTBFORM	[opfield] [DVCID= { NO }] { YES }] [ENDCHAR= { NO } { YES }] [INSERT= { NO } { YES }]
[symbol]	CUTOFF	integer
[symbol]	DATETIME	[DATE= { NO }] [TIME= { NO }] { YES }] [{ YES }]
[symbol]	ERRORMSG	[mask] [CONNECT= { AND } { OR } { NAND }] [DEST= { destination name } { opfield } { ORIGIN } { DESTIN }] , DATA= { message } { fieldname } [EXIT=name of routine]
[symbol]	FORWARD	[DEST= { destname } { opfield } { (number) } { PUT } { * * } { ORIGIN } { REG(number) }] [EOA=characters] [EXIT=name] [THRESH=integer]
[symbol]	GET	dcbname [, areaname]

TCAM Macros (cont'd)

Name	Operation	Operands
grpname	GROUP	. [INVLIST={listname, ...}] , BUFOUT= {integer} {2} [, BUFSIZE=integer] [BUFMAX= {integer} {2}] , MH=mhname , DCB=dcbname [, TRANS=tablename]
[symbol]	HOLD	[mask] [, RELEASE] [, INTVL=integer] [, CONNECT= {AND} OR }] [, LEVEL= {BLK } MSG }
[symbol]	ICHNG	grpname, rln, {areaname } [, PASSWRD=chars] {ACT DEACT }
[symbol]	ICOPY	grpname, rln, areaname
[symbol]	INBLOCK	[PATH={opfield, switch}]
[symbol]	INBUF	[PATH={opfield, switch}]
[symbol]	INEND	(no operands)
[symbol]	INHDR	[PATH={opfield, switch}]
[symbol]	INITIATE	[conchars [, BLANK= { char NO YES }]]
[symbol]	INMSG	[PATH={opfield, switch}]
[symbol]	INTRO	keyword operands , CPB= {integer } {0 , ENVIRON= { MIXED } TCAM } , FEATURE= { { NODIAL } , { NO2741 } , { NOTIMER } , { NO3705 } DIAL } , { 2741 } , { TIMER } , { MIXD3705 } ONLY3705 } , MSMAX= { integer } {70 , MSMIN= { integer } {50 , MSUNITS= { integer } {0
[symbol]	INVLIST	ORDER={entry, ... } [, EOT=hexchars] [, CUID=addr] [, MASTER= { YES } NO }
[symbol]	LOCK	{ EXTEND } [, conchars [, BLANK= { YES } MESSAGE }] [, NO } char }
[symbol]	LOCOPT	opfield, { (register) {15}
[symbol]	LOG	{ dcbname } { typename }

TCAM Macros (cont'd)

Name	Operation	Operands
typename	LOGTYPE	dcbname, BUFSIZE=size, QUEUES=form
[symbol]	MCCOUNT	DCB= { name (r) }
[symbol]	MCCPCLOSE	{ QUICK } [, PASSWRD=chars] { FLUSH }
[symbol]	MHGET	{ WORK= { (register) } [, RESERVE= { YES } { name } { NO } { REG=(register) }
[symbol]	MHPUT	WORK= { (register) } [, RESERVE=integer] { name }
[symbol]	MRCHECK	(no operands)
[symbol]	MRELEASE	statname [, PASSWRD=chars]
[symbol]	MSGEDIT	((group1), (group2), ...), BLANK= { NO char YES }
[symbol]	MSGFORM	[BLOCK=integer] [, SUBBLCK=integer] [, COUNT=integer] [SENDTRP= { YES, PAD YES, NOPAD NO }] [, ENDCHAR=subblock delimiter] [, LC= { IN OUT }]
[symbol]	MSGGEN	[mask], { message fieldname } [, CONNECT= { AND OR }] [, CODE= { tablename NO }]
[symbol]	MSGLIMIT	{ integer opfield }
[symbol]	MSGTYPE	[conchars (TABLE=name, EXIT=name)], BLANK= { YES NO char }
[symbol]	OPEN	(dcbname, ...) [MF= { L (E, listname) }]
[symbol]	OPEN (MCP)	(dcbname, [{ OUTPUT INOUT INPUT } [, IDLE]], ...) [MF=L (MF=(E, listname))]
opfldname	OPTION	typelength
[symbol]	ORIGIN	[integer 'X'FF'] [, FORM= { ID NAME }]
[symbol]	OUTBUF	[PATH=(opfield, switch)]

TCAM Macros (cont'd)

Name	Operation	Operands
[symbol]	OUTEND	(no operands)
[symbol]	OUTHDR	[PATH=(opfield,switch)]
[symbol]	OUTMSG	[PATH=(opfield,switch)]
[symbol]	PATH	switch,opfield [,conchars [,BLANK= { YES NO char }]]]
pcbname	PCB	MH=mhname, BUFSIZE=integer [,BUFIN= { number }] [,BUFOUT= { number }] [,RESERVE=(integer1, integer2) [,SFLAG= { YES NO }] [,DATE= { YES NO }]
[symbol]	POINT	dcbname, address
[symbol]	PRIORITY	[integer] [,conchars [,BLANK= { YES NO char }]]
[symbol]	PUT	dcbname [,areaname]
[symbol]	QACTION	TYPE= { A } ,EXIT=name { V }
[symbol]	QCOPY	termname, areaname [,LIMIT= { integer (register) }]
[symbol]	QRESET	dcbname, MAX=integer
[symbol]	QSTART	(no operands)
[symbol]	READ	dcbname, SF, dcbname, areaname, { length } { MF= { L 'S' } } { (E, listname) }
[symbol]	READY	[GMMSG=routine] [,RMSG=routine]
[symbol]	REDIRECT	[mask] [,CONNECT= { AND OR }] [,DEST= { destname opfield ORIGIN }]
[symbol]	RETRY	INTVL=integer
[symbol]	SCREEN	{ WRE WLA WDC XRE XLA XDC } [,conchars [,BLANK= { YES NO char }]]]
[symbol]	SEQUENCE	(no operands)

TCAM Macros (cont'd)

Name	Operation	Operands
[symbol]	SETEOF	[conchars [BLANK= {YES NO char}]]
[symbol]	SETEOM	[ENDCHAR= {chars } [EOM=ETB] [LENGTH= {integer } ,opfield2] [opfield1] [PROCESS= {YES } [REMOVE= {YES } NO}]]
[symbol]	SETSCAN	{skipchars } [BLANK= {YES NO char} integer } [POINT= {BACK FORWARD}] [MOVE= {RETURN } KEEP }] [RESULT= {register } {15}]
[symbol]	SLOWPOLL	[mask] [,CONNECT= {AND } [,SECONDS= {integer } OR } {60 }]
mhname	STARTMH	LC= {IN } [, {STOP } = {YES OUT } [{CONT } {opfield,switch}]] [CONV= {YES {opfield,switch} } NO] [LOGICAL= {opfield } {opfield1,switch,opfield2}] [BREG= {integer }] [,LMD= {YES NO {opfield,switch} }]
[symbol]	TCHNG	termname,areaname [,PASSWRD=chars]
[symbol]	TCOPY	statname,areaname
[symbol]	TERMINAL	QBY= {T } [,DCB=dcbname } [,RLN=integer.TERM=type {L } [,GROUP=grpname }] ,QUEUES=form [,DIALNO= {REMOTE } chars } [,ADDR = chars] NONE }] [,LEVEL=(integer, ...)] [,CLOCK=time] [,CINTVL=integer] [,BUFSIZE=integer] [,ALTDST=entry] [,BFDELAY=integer] [,NTBLSZ=(blocksize,subblocksize)] [,TBLKSZ=integer] [,OPDATA=(data, ...)] [,RETRY=integer] [,LMD= {YES } [,MB= {YES } NO }] [,NO }]] [,SECTERM= {YES } [,FEATURE= {ATTN } NO }] [,NOATTN }]] [,COMP= {YES } [,UTERM= {YES } NO }] [,IDLE }]] [,GPCLSTR=clustname] [,ACTIVE= {YES } NO }] [,SPECOUT= {YES } NO }]

TCAM Macros (cont'd)

Name	Operation	Operands
[symbol]	TERMINAL (continued)	[,DVCID= { (CONC [,integer]) } chars NONE [,QCNTRL={ (MSG [, { msgcount }]) bytecount [,L] [,STATUS] [,char] } [,CTBMAX=integer]
[symbol]	TERRSET	(no operands)
[symbol]	TGOTO	MH= {name of MH} {opfield}
[symbol]	TLIST	TYPE= { D } , LIST=(entry, entry, ...)
[symbol]	TPDATE	DCB= { name } [, RECDLM= { YES } { r } [, DTSAREA= { area }] [, DELETE= { YES } { r }] [, NO]
[name]	TPEDIT	MINLNL=n, EDIT= { EDITR } , RECFM= { U } , { EDITD } { V } ERPROT= { name } , VERCHK= { VOKCHK } { IGNORE } { NOCHK } REPLACE= { X'xx' } , BUFFER= { YES } { X'19' } { NO }
procname	TPROCESS	PCB=pcbname [, QUEUES=form] [, ALTDEST=entry] [, CKPTSYN= { YES }] [, DATE= { YES }] { NO }] [, NO] [, SECTERM= { YES }] [, RECDL=delimiter] { NO }] [, LEVEL=(integer, ...)] [, OPDATA=(data, ...)] [, QBACK = { YES }] { NO }] [, SECURE = { YES }] { NO }]
[symbol]	TTABLE	LAST=name [, MAXLEN=integer] [, OLTERM=n]
[symbol]	TYPETABL	conchar, ROUTINE=name
[symbol]	UNLOCK	[conchars [, BLANK= { YES }]] { NO }] { char }
[symbol]	WRITE	decbname, SF, dcbname, areaname, { length } { 5 }

TCAM Operator Commands

Control Chars	Operation	Operands
control chars {DISPLAY} {D}		TP,ACT, { grpname,rln } { address } TP,ADDR,statname TP,INACT, { grpname,rln } { address } TP,INTER TP,LINE, { grpname,rln } { address } TP,LINE,INACTIVE TP,LIST, { grpname,rln } { address } TP,OPTION,statname,opfldname, { X } { C } { D } TP,PRITERM TP,QUEUE,statname TP,SECTERM TP,STATUS, { ddname } { address } TP,STORE, { ddname } ,aaaaa { address } TP,TERM,statname
control chars {HALT} {Z}		TP, { QUICK } { FLUSH }
control chars {HOLD} {H}		TP=statname
control chars {MODIFY} {F}		{ procname.id id jobname procname } ,ACTIV= { ddname } [, IDLE] { address } ,AUTOPOLL= { grpname,rln } , { ON } { address } { OFF } ,BACKUP= { ddname } { address } ,BHSET=statname, { C } [,aaa] { A } { D } ,BTRACE= { filename } , { ON } { grpname,rln } { OFF } ,CHANL= { ddname } { address } ,CHNGMODE= { grpname,rln } [,AUTO] { grpname[,ALL] } [,MANUAL]

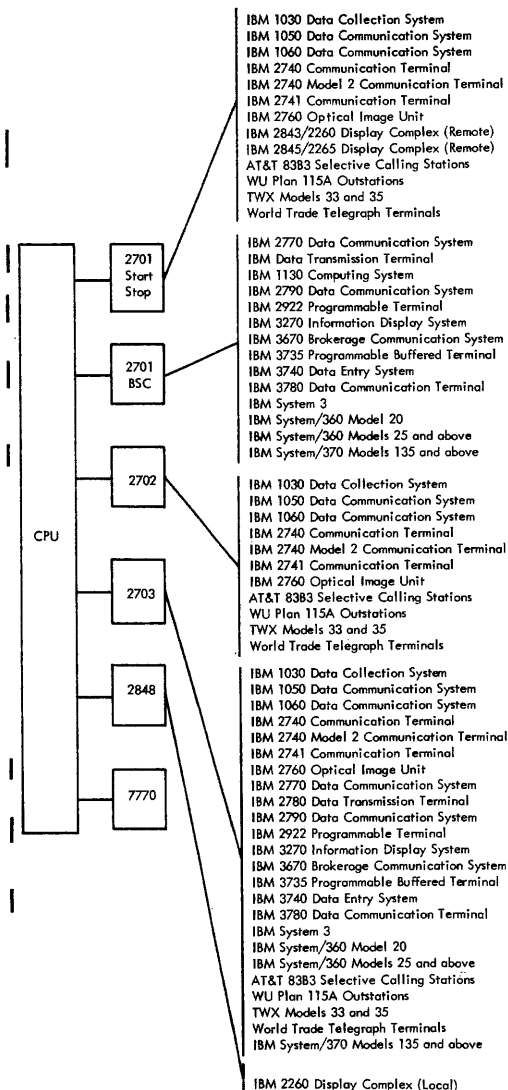
TCAM Operator Commands (cont'd)

Control Chars	Operation	Operands
control chars {MODIFY} {F} (cont'd)		<pre> ,DEACT= { ddname } , [QUICK] { address } [FLUSH] ,DEBUG= { L } , { IEDQFE10 } { D } { IEDQFE20 } { IEDQFE30 } ,DUMP= { ddname } { address } ,INTENSE= { LINE, { grpname, rln } ; ,sense, [count] { address } { TERM, statname } [15] ,INTERVAL=POLL, statname, data, { S } { N } ,INTERVAL=SYSTEM[, data] ,IPL= { ddname } { address } ,LNSWITCH=grpname, rln, { EP } { NCP } ,LOAD= { ddname } .txt { address } ,OPERATOR= { statname } { SYSCON } ,OPT=statname, opfldname, data ,SESSION=grpname, rln, aaa ,SPEED=grpname, rln, { H } { L } ,SWAP=concname, statname1, statname2 ,SWBACK= { ddname1 } , { ddname2 } { address1 } { address2 } ,SWDEVICE=statname, [P] [B[grpname, rln]] ,SWITCH= { ddname } { address } ,TIMEDAT= { ddname } { address } ,TRACE= { grpname, rln } . { ON } ,aaa,bbbb { address } { OFF } { addr3705/addrline } ,TRANLMT=statname, aaa </pre>
	<pre> procname .id id jobname procname </pre>	

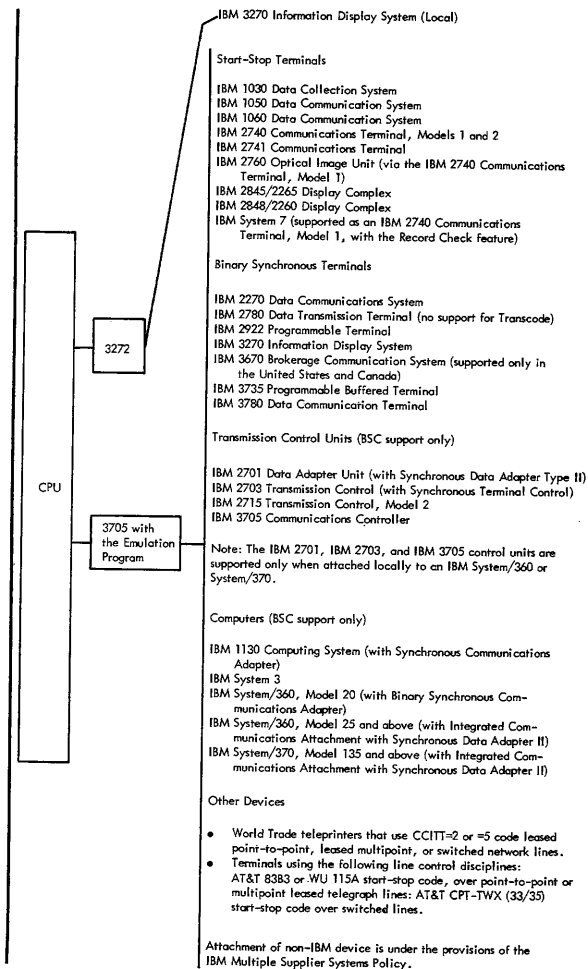
TCAM Operator Commands (cont'd)

Control Chars	Operation	Operands
control chars	{ RELEASE { A }	TP=statname
control chars	{ VARY { V }	<div style="border-left: 1px solid black; border-right: 1px solid black; padding: 5px;"> gpstatname, ONTP, { E B } statname, ONTP, B statname, ONTP, E gpstatname, OFFTP, { E B } statname, OFFTP, { B BM } statname, OFFTP, { E EM } {(grpname, rln) }, OFFTP, { C { } { address } { (grpname, ALL) } {(grpname, rln) }, ONTP { (grpname,) } { address } { (grpname, ALL) } </div>

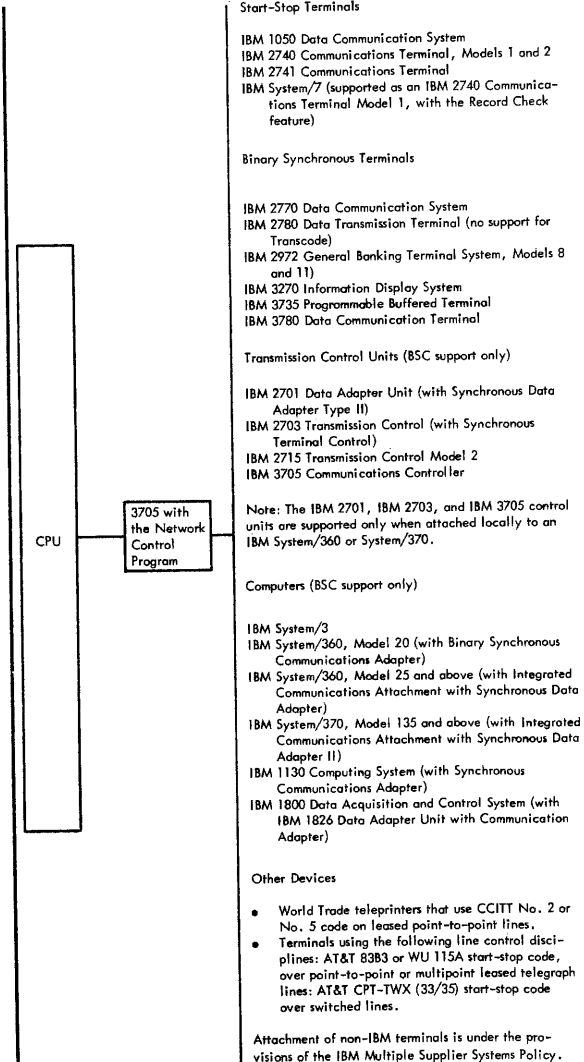
Device Configurations Supported by TCAM



Device Configurations Supported by TCAM (cont'd)



Device Configurations Supported by TCAM (cont'd)



Start-Stop Terminals

IBM 1050 Data Communication System
IBM 2740 Communications Terminal, Models 1 and 2
IBM 2741 Communications Terminal
IBM System/7 (supported as an IBM 2740 Communications Terminal Model 1, with the Record Check feature)

Binary Synchronous Terminals

IBM 2770 Data Communication System
IBM 2780 Data Transmission Terminal (no support for Transcode)
IBM 2972 General Banking Terminal System, Models 8 and 11)
IBM 3270 Information Display System
IBM 3735 Programmable Buffered Terminal
IBM 3780 Data Communication Terminal

Transmission Control Units (BSC support only)

IBM 2701 Data Adapter Unit (with Synchronous Data Adapter Type II)
IBM 2703 Transmission Control (with Synchronous Terminal Control)
IBM 2715 Transmission Control Model 2
IBM 3705 Communications Controller

Note: The IBM 2701, IBM 2703, and IBM 3705 control units are supported only when attached locally to an IBM System/360 or System/370.

Computers (BSC support only)

IBM System/3
IBM System/360, Model 20 (with Binary Synchronous Communications Adapter)
IBM System/360, Model 25 and above (with Integrated Communications Attachment with Synchronous Data Adapter)
IBM System/370, Model 135 and above (with Integrated Communications Attachment with Synchronous Data Adapter II)
IBM 1130 Computing System (with Synchronous Communications Adapter)
IBM 1800 Data Acquisition and Control System (with IBM 1826 Data Adapter Unit with Communication Adapter)

Other Devices

- World Trade teleprinters that use CCITT No. 2 or No. 5 code on leased point-to-point lines.
- Terminals using the following line control disciplines: AT&T 83B3 or WU 115A start-stop code, over point-to-point or multipoint leased telegraph lines: AT&T CPT-TWX (33/35) start-stop code over switched lines.

Attachment of non-IBM terminals is under the provisions of the IBM Multiple Supplier Systems Policy.

Device Configurations Supported by TCAM (cont'd)

Station Type	Channel Type		TCU					Audio Response Unit	Line Type		Notes	
	Multi-plexer	Selector	IBM 2701	IBM 2702	IBM 2703	IBM 3705	IBM 3705	IBM 7770 Model 3	Switched	Non-Switched		
			Data Adapter Unit	Trans-mission Control	Trans-mission Control	EP Comm Con-troller	NCP Comm Con-troller					
IBM 1030 Data Collection System	Auto Poll	X		X	X	X				X	The IBM Digital Time Out feature cannot be attached through an IBM 2701 TCU.	
		X		X	X	X				X		
IBM 1050 Data Communication System	Auto Poll	X		X	X	X				X		
		X		X	X	X	X		X	X		
IBM 1060 Data Communication System	Auto Poll	X		X	X	X				X		
		X		X	X	X				X		
IBM 2260-2848 Display Complex (Remote)		X		X			X				X	
IBM 2260-2848 Display Complex (Local)		X	X									
IBM 2265-2845 Display Complex (Remote)		X		X			X				X	
IBM 2740 Model 1 Communication Terminal	Auto Poll	X			X	X	X				X	Two Types: 2740 with station control 2740 with station control and record checking
		X		X	X	X	X	X			X	Four Types: 2740 basic 2740 with station control 2740 with record checking 2740 with station control and record checking
		X		X	X	X	X		X			Four Types, all with dial: 2740 2740 with transmit control 2740 with record checking 2740 with transmit control and record checking
IBM 2740 Model 2 Communication Terminal	Auto Poll	X			X	X	X	X			X	Four Types: 2740 2740 with record checking 2740 with buffer receive 2740 without buffer receive (requires lines slowdown feature)
		X		X	X	X	X				X	Four Types: 2740 2740 with record checking 2740 with buffer receive 2740 without buffer receive

Device Configurations Supported by TCAM (cont'd)

Station Type	Channel Type		TCU					Audio Response Unit	Line Type		Notes	
	Multi-plexer	Selector	IBM 2701	IBM 2702	IBM 2703	IBM 3705	IBM 3705	IBM 7770 Model 3	Switched	Non-Switched		
			Data Adapter Unit	Trans-mission Control	Trans-mission Control	EP Comm Con-troller	NCP Comm Con-troller					
IBM 1030 Data Collection System	Auto Poll	X		X	X	X				X	The IBM Digital Time Out feature cannot be attached through an IBM 2701 TCU.	
		X		X	X	X				X		
IBM 1050 Data Communication System	Auto Poll	X		X	X	X				X		
		X		X	X	X	X		X	X		
IBM 1060 Data Communication System	Auto Poll	X		X	X	X				X		
		X		X	X	X				X		
IBM 2260-2848 Display Complex (Remote)		X		X			X				X	
IBM 2260-2848 Display Complex (Local)		X	X									
IBM 2265-2845 Display Complex (Remote)		X		X			X				X	
IBM 2740 Model 1 Communication Terminal	Auto Poll	X			X	X	X				X	Two Types: 2740 with station control 2740 with station control and record checking
		X		X	X	X	X	X			X	Four Types: 2740 basic 2740 with station control 2740 with record checking 2740 with station control and record checking
		X		X	X	X	X		X			Four Types, all with dial: 2740 2740 with transmit control 2740 with record checking 2740 with transmit control and record checking
IBM 2740 Model 2 Communication Terminal	Auto Poll	X			X	X	X	X			X	Four Types: 2740 2740 with record checking 2740 with buffer receive 2740 without buffer receive (requires lines slowdown feature)
		X		X	X	X	X				X	Four Types: 2740 2740 with record checking 2740 with buffer receive 2740 without buffer receive

Device Configurations Supported by TCAM (cont'd)

Station Type	Channel Type		TCU					Audio Response Unit	Line Type		Notes
	Multi-plexer	Selector	IBM 2701 Data Adapter Unit	IBM 2702 Trans-mission Control	IBM 2703 Trans-mission Control	IBM 3705 EP Comm Con-troller	IBM 3705 NCP Comm Con-troller	IBM 7770 Model 3	Switched	Non-Switched	
IBM 2741 Communication Terminal	X		X	X	X ₁	X	X		X	X	
IBM 1130 Computing System	X		X		X	X	X		X	X	BSC transmission
IBM 1800 Data Acquisition System							X				
IBM 2760 Optical Image Unit									X	X	Attached to a 2740 Model 1 with record checking
IBM 2770 Data Communication System	X		X		X	X	X		X	X	BSC transmission using either ASCII or EBCDIC code
IBM 2780 Data Transmission Terminal	X		X		X	X	X		X	X	BSC transmission ASCII, EBCDIC, or 6-bit code
IBM 2790 Data Communications System	X		X		X	X	X		X	X	
IBM 2972 General Banking Terminal							X				
IBM 3270 Information Display System	X		X		X	X	X			X	
IBM 3670 Brokerage Communication System	X		X		X	X				X	BSC transmission using EBCDIC code
IBM 3735 Program-mable Buffered Terminal	X		X		X	X	X		X	X	Either ASCII or EBCDIC
IBM 3740 Data Entry System	X		X		X	X			X	X	BSC Transmission code TERM= BSCI or TERM=BSC2 on TERMINAL macro
IBM 3780 Data Communication Terminal	X		X		X	X	X		X	X	BSC transmission using either ASCII or EBCDIC code
IBM System 3	X		X		X	X	X		X	X	Code TERM=202A or TERM=202B on TERMINAL. Macro inquiry/response not supported
IBM System 7							X				
IBM System/360 Model 20	X		X		X	X	X		X	X	BSC transmission using either ASCII or EBCDIC code

Device Configurations Supported by TCAM (cont'd)

Station Type	Channel Type		TCU					Audio Response Unit	Line Type		Notes
	Multi-plexer	Selector	IBM 2701 Data Adapter Unit	IBM 2702 Trans-mission Control	IBM 2703 Trans-mission Control	IBM 3705 EP Comm Con-troller	IBM 3705 NCP Comm Con-troller	IBM 7770 Model 3	Switched	Non-Switched	
IBM 2741 Communication Terminal	X		X	X	X ₁	X	X		X	X	
IBM 1130 Computing System	X		X		X	X	X		X	X	BSC transmission
IBM 1800 Data Acquisition System							X				
IBM 2760 Optical Image Unit									X	X	Attached to a 2740 Model 1 with record checking
IBM 2770 Data Communication System	X		X		X	X	X		X	X	BSC transmission using either ASCII or EBCDIC code
IBM 2780 Data Transmission Terminal	X		X		X	X	X		X	X	BSC transmission ASCII, EBCDIC, or 6-bit code
IBM 2790 Data Communications System	X		X		X	X	X		X	X	
IBM 2972 General Banking Terminal							X				
IBM 3270 Information Display System	X		X		X	X	X			X	
IBM 3670 Brokerage Communication System	X		X		X	X				X	BSC transmission using EBCDIC code
IBM 3735 Program-mable Buffered Terminal	X		X		X	X	X		X	X	Either ASCII or EBCDIC
IBM 3740 Data Entry System	X		X		X	X			X	X	BSC Transmission code TERM= BSCI or TERM=BSC2 on TERMINAL macro
IBM 3780 Data Communication Terminal	X		X		X	X	X		X	X	BSC transmission using either ASCII or EBCDIC code
IBM System 3	X		X		X	X	X		X	X	Code TERM=202A or TERM=202B on TERMINAL. Macro inquiry/response not supported
IBM System 7							X				
IBM System/360 Model 20	X		X		X	X	X		X	X	BSC transmission using either ASCII or EBCDIC code

Device Configurations Supported by TCAM (cont'd)

Station Type	Channel Type		TCU					Audio Response Unit	Line Type		Notes
	Multi-plexer	Selector	IBM 2701 Data Adapter Unit	IBM 2702 Trans-mission Control	IBM 2703 Trans-mission Control	IBM 3705 EP Comm Con-troller	IBM 3705 NCP Comm Con-troller	IBM 7770 Model 3	Switched	Non-Switched	
IBM System/360 Model 25 and above	X		X		X	X	X		X	X	BSC transmission and point-to-point lines only
IBM System/370 Model 135 and above	X		X		X	X	X		X	X	BSC transmission and point-to-point lines only
IBM System/370 Model 135 Integrated Communication Attachment							X				(cont'd)
AT & T 8383 Selective Calling Station	X		X	X	X	X	X			X	
Western Union Plan 115A Outstations	X		X	X	X	X	X			X	
TWX Models 33 and 35	X		X	X	X	X	X		X		Teletype terminals, dial service (8 level code)
World Trade Telegraph Terminals	X		X	X	X	X	X			X	Control unit must incorporate a WTTA
Audio terminals	X							X	X		Example IBM 2721 Portable Audio Terminal

Device Configurations Supported by TCAM (cont'd)

Station Type	Channel Type		TCU					Audio Response Unit	Line Type		Notes
	Multi-plexer	Selector	IBM 2701 Data Adapter Unit	IBM 2702 Trans-mission Control	IBM 2703 Trans-mission Control	IBM 3705 EP Comm Con-troller	IBM 3705 NCP Comm Con-troller	IBM 7770 Model 3	Switched	Non-Switched	
IBM System/360 Model 25 and above	X		X		X	X	X		X	X	BSC transmission and point-to-point lines only
IBM System/370 Model 135 and above	X		X		X	X	X		X	X	BSC transmission and point-to-point lines only
IBM System/370 Model 135 Integrated Communication Attachment							X				(cont'd)
AT & T 8383 Selective Calling Station	X		X	X	X	X	X			X	
Western Union Plan 115A Outstations	X		X	X	X	X	X			X	
TWX Models 33 and 35	X		X	X	X	X	X		X		Teletype terminals, dial service (8 level code)
World Trade Telegraph Terminals	X		X	X	X	X	X			X	Control unit must incorporate a WTTA
Audio terminals	X							X	X		Example IBM 2721 Portable Audio Terminal

Utility Programs - Listed by Class 8-2
Guide to Utility Program Functions 8-3

IBCDASDI	8-5	IEBTCRIN	8-21
IBCDMPRS	8-7	IEBUPDTE	8-26
ICAPRTBL	8-8	IEHATLAS	8-29
IEBCOMPR	8-9	IEHDASDR	8-30
IEBCOPY	8-10	IEHINITT	8-33
IEBDG	8-12	IEHIOSUP	8-34
IEBEDIT	8-15	IEHLIST	8-35
IEBGENER	8-16	IEHMOVE	8-36
IEBISAM	8-18	IEHPROGM	8-39
IEBPTPCH	8-19	IFHSTATR	8-42

Definition of Operands 8-43

Source Publications

Additional information is contained in *OS/VS Utilities*, GC35-0005.

Utility Programs - listed by class

SYSTEM Utility Programs	DATA SET Utility Programs	INDEPENDENT Utility Programs
IEHATLAS IEHDASDR IEHINITT IEHIOSUP IEHLIST IEHMOVE IEHPROGM IFHSTATR	IEBCOMPR IEBCOPY IEBDG IEBEDIT IEBGENER IEBISAM IEBTPCH IEBTCRIN IEBUPDTE	IBCDASDI IBCDMPRS ICAPRTBL

The utilities section is arranged in alphabetical order for easy reference.

The control statement for the utility programs have the following standard format:

label	operation	operand
-------	-----------	---------

The label symbolically identifies the control statement. When included, a label must begin in the first position of the statement and must be followed by one or more blanks. It can contain from one to eight alphameric characters, the first of which must be alphabetic.

The operation identifies the type of control statement. It must be preceded and followed by one or more blanks.

The operand is made up of one or more keyword parameters separated by commas. The operand field must be preceded and followed by one or more blanks. Commas, parentheses, and blanks can be used only as delimiting characters.

A definition of operands table is located at the back of this section. It should be used, when needed, as a recall mechanism; it is not intended for use as tutorial information. If you require additional information, refer to the source publication listed for this section.

Guide to Utility Program Functions

	Task	Utility Program	
Add	a password	IEHPROGM	
Analyze	tracks on direct access	IEHATLAS, IEHDASDR, IBCDASDI	
Assign alternate tracks	to a direct access volume	IEHATLAS, IEHDASDR, IBCDASDI	
Build	a generation index	IEHPROGM	
	a generation	IEHPROGM	
	an index	IEHPROGM	
Catalog	a data set	IEHPROGM	
	a generation data set	IEHPROGM	
Change	data set organization	IEBUPDTE	
	logical record length	IEBGENER	
	volume serial number of direct access volume	IEHDASDR	
Compare	a partitioned data set	IEBCOMPR	
	sequential data sets	IEBCOMPR	
Compress-in-place	a partitioned data set	IEBCOPY	
Connect	volumes	IEHPROGM	
Construct	records from MTST and MTDI input	IEBTCRIN	
Convert to partitioned	a sequential data set created as a result of an unload	IEBCOPY	
Convert to sequential	sequential data sets	IEBUPDTE, IEBGENER	
	a partitioned data set	IEBUPDTE, IEBCOPY	
Copy	an indexed-sequential data set	IEBISAM, IEBDG	
	a catalog	IEHMOVE	
	a direct access volume	IEHDASDR, IBCDMPRS, IEHMOVE	
	a partitioned data set	IEBCOPY, IEHMOVE	
	a volume of data sets	IEHMOVE	
	an indexed-sequential data set	IEBISAM	
	cataloged data sets	IEHMOVE	
	dumped data from tape to direct access	IEHDASDR, IBCDMPRS	
	job steps	IEBEDIT	
	members	IEBGENER, IEBUPDTE, IEBDG	
	selected members	IEBCOPY, IEHMOVE	
	sequential data sets	IEBGENER, IEHMOVE, IEBUPDTE	
	to tape	IBCDMPRS	
	Create	a library of partitioned members	IEBUPDTE
		a member	IEBDG
a sequential output data set		IEBDG	
an index		IEHPROGM	
an output job stream		IEBEDIT	
Delete	a password	IEHPROGM	
	an index structure	IEHPROGM	
	records in a partitioned data set	IEBUPDTE	
Dump	a direct access volume	IEHDASDR, IBCDMPRS	
Edit	MTDI input	IEBTCRIN	
Edit and convert to partitioned	a sequential data set	IEBGENER, IEBUPDTE	
Edit and copy	a job stream	IEBEDIT	
	a sequential data set	IEBGENER, IEBUPDTE	
Edit and list	error statistics by volume (ESV) records	IFHSTATR	
Edit and print	a sequential data set	IEBPTCH	
Edit and punch	a sequential data set	IEBPTCH	
Enter	a procedure into a procedure library	IEBUPDTE	
Exclude	a partitioned data set member from a copy operation	IEBCOPY, IEHMOVE	
Expand	a partitioned data set	IEBCOPY	
	a sequential data set	IEBGENER	
Generate	test data	IEBDG	
Get alternate tracks	on a direct access volume	IEHDASDR, IBCDASDI, IEHATLAS	

Guide to Utility Program Functions (cont'd)

	Task	Utility Program
Include	changes to members or sequential data sets	IEBUPDTE
Initialize	a direct access volume	IEHDASDR, IBCDASDI
Insert records	into a partitioned data set	IEBUPDTE
Label	magnetic tape volumes	IEHINITT
List	a password entry	IEHPROGM
	a volume table of contents	IEHLIST
	contents of direct access volume on system output device	IEHDASDR
	number of unused directory blocks and tracks	IEBCOPY
	partitioned directories	IEHLIST
	the contents of the catalog (SYSCTLG data set)	IEHLIST
Load	a previously unloaded partitioned data set	IEBCOPY
	an indexed sequential data set	IEBISAM
	an unloaded data set	IEHMOVE
	UCS and FCB buffers of a 3211	ICAPRTBL
Merge	partitioned data sets	IEHMOVE, IEBCOPY
Modify	a partitioned or sequential data set	IEBUPDTE
Move	a catalog	IEHMOVE
	a volume of data sets	IEHMOVE
	cataloged data sets	IEHMOVE
	partitioned data sets	IEHMOVE
	sequential data sets	IEHMOVE
Number records	in a new member	IEBUPDTE
	in a partitioned data set	IEBUPDTE
Password protect	add a password	IEHPROGM
	delete a password	IEHPROGM
	list passwords	IEHPROGM
	replace a password	IEHPROGM
Print	a sequential data set	IEBGENER, IEBUPDTE, IEBTPCH
	partitioned data sets	IEBTPCH
	selected records	IEBTPCH
Punch	a partitioned data set member	IEBTPCH
	a sequential data set	IEBTPCH
	selected records	IEBTPCH
Read	Tape Cartridge Reader input	IEBTCRIN
Reblock	a partitioned data set	IEBCOPY
	a sequential data set	IEBGENER, IEBUPDTE
Recover	data from defective tracks on direct access volumes	IEHATLAS
Release	a connected volume	IEHPROGM
Rename	a partitioned data set member	IEBCOPY, IEHPROGM
	a sequential or partitioned data set	IEHPROGM
	moved or copied members	IEHMOVE
Renumber	logical records	IEBUPDTE
Replace	a password	IEHPROGM
	data on an alternate track	IEHATLAS
	identically named members	IEBCOPY
	logical records	IEBUPDTE
	members	IEBUPDTE
	records in a member	IEBUPDTE
	records in a partitioned data set	IEBUPDTE, IEBCOPY
	selected members	IEBCOPY
	selected members in a move or copy operation	IEHMOVE, IEBCOPY
Restore	a dumped direct access volume from tape	IBCDMPRS, IEHDASDR
Scratch	a volume table of contents	IEHPROGM
	data sets	IEHPROGM
Uncatalog	data sets	IEHPROGM
Unload	a partitioned data set	IEHMOVE, IEBCOPY
	a sequential data set	IEHMOVE
	an indexed sequential data set	IEBISAM
Update	in place a partitioned data set	IEBUPDTE
	TTR Entries in the supervisor call library	IEHIOSUP
Write	IPL records and a program on a direct access volume	IEHDASDR

IBCDASDI

IBCDASDI, an independent utility:

- Assigns alternate tracks to a direct access volume.
- Initializes a direct access volume.

Job Control Statements

Because IBCDASDI is an independent utility, operating-system job control statements are not used.

Control Statements

JOB	indicates the beginning of an IBCDASDI job.
MSG	defines an output device for operator messages.
DADEF	defines the volume to be initialized.
VLD	contains information for constructing an initial volume label and for allocating space for additional labels.
VTOCD	contains information for controlling the location of the volume table of contents.
IPLTEXT (optional)	separates utility control statements from any IPL program text statements.
GETALT	assigns an alternate track on a volume.
END	indicates the end of an IBCDASDI job.
LASTCARD (optional)	used to end a series of stacked IBCDASDI jobs.

VTOC Entries per Track

Device	VTOC Entries per Track
2314	25
2319	25
2305-1	18
2305-2	34
3330	39

IBCDASDI (cont'd)

Format

Name	Operation	Operands
[label]	JOB	[user-information]
[label]	MSG	TODEV=xxxx ,TOADDR=cuu
[label]	DADEF	TODEV=xxxx ,TOADDR=cuu [,IPL=YES] ,VOLID={serial {SCRATCH}} [,FLAGTEST=NO] [,PASSES=n] [,BYPASS=YES] [,MODEL=n]
[label]	VLD	NEWVOLID=serial ,VOLPASS={ 0 { 1 } { T } { I } } [,OWNERID=xxxxxxxxxxx] [,ADDLABEL=n]
[label]	VTOCD	STRTADR=nnnnn ,EXTENT=nnnn
	IPLTXT	
[label]	GETALT	TODEV=xxxx ,TOADDR=cuu ,TRACK=cccchhh ,VOLID=serial [,FLAGTEST=NO] [,PASSES=n] [,BYPASS=YES] [,MODEL=n]
[label]	END	[user-information]
	LASTCARD	

IBCDMPRS

IBCDMPRS, an independent utility:

- Copies a direct access volume.
- Copies dumped data from tape to a direct access volume.
- Copies to tape.
- Dumps a direct access volume.
- Restores a dumped direct access volume from tape.

Job Control Statements

Because IBCDMPRS is an independent utility, operating-system job control statements are not used.

Control Statements

JOB	begins an IBCDMPRS job.
MSG	defines an output device for operator messages.
DUMP	identifies the volume to be dumped and the receiving volume.
VDRL	specifies the upper and lower track limits of a partial dump.
RESTORE	identifies the source volume whose data is to be restored and the receiving volume.
END	indicates the end of an IBCDMPRS job.

Format

Name	Operation	Operands
[label]	JOB	[user-information]
[label]	MSG	TODEV=xxxx ,TOADDR=cuu
[label]	DUMP	FROMDEV=xxxx ,FROMADDR=cuu ,TODEV=xxxx ,TOADDR=cuu [,VOLID=serial[,serial]] [,MODE=mm] [,MODEL=n]
[label]	VDRL	BEGIN=nnnnn [,END=nnnnn]
[label]	RESTORE	FROMDEV=xxxx ,FROMADDR=cuu ,TODEV=xxxx ,TOADDR=cuu ,VOLID=serial [,MODE=mm] [,MODEL=n]
[label]	END	[user-information]

ICAPRTBL

ICAPRTBL, an independent utility:

- Loads UCS and FCB buffers of a 3211.

Job Control Statements

Because ICAPRTBL is an independent utility, operating-system job control statements are not used.

Control Statements

JOB	indicates the beginning of an ICAPRTBL job.
DFN	defines the address of the 3211.
UCS	contains an image of the characters to be loaded into the UCS buffer.
FCB	defines the image to be loaded into the FCB.
END	indicates the end of an ICAPRTBL job.

Format

Name	Operation	Operands
[label]	JOB	[user-information]
	DFN	ADDR=cuv,FOLD={ Y } { N }
[uciname]	UCS	ucs-image
[fciname]	FCB	LPI={ 6 } { 8 } ,LNCH=((l,c)[,r(l,c)...]) ,FORMEND=x
[label]	END	[user-information]

ICAPRTBL Wait-State Codes

Code	Meaning	Code	Meaning
B01	Visually check the train image printed on the 3211.	B12	Reader not ready.
B02	Missing control card or control card out of order.	B13	Reader unit check (display low main storage location 2 through 7 for sense information).
B03	Incorrect JOB statement.	B14	Reader channel error.
B04	Incorrect DFN statement.	B15	No device end on reader.
B05	Incorrect UCS statement.	B19	Printer not online.
B06	Incorrect FCB statement.	B1B	Printer unit check (display low main storage location 2 through 7 for sense information).
B07	Incorrect END statement.	B1C	Printer channel error.
B0A	External interrupt.	B1D	No device end on printer.
B0B	Program check interrupt.		
B0C	Machine check interrupt.		
B11	Reader not online.		

IEBCOMPR

IEBCOMPR, a data set utility:

- Compares partitioned data sets.
- Compares sequential data sets.

Return Codes

- 00 - successful completion.
- 08 - unequal comparison - processing continues.
- 12 - unrecoverable error - job step terminated.
- 16 - a user routine passed a return code of 16 to IEBCOMPR - job step is terminated.

Job Control Statements

```
//name      JOB
//          EXEC      PGM=IEBCOMPR
//SYSPRINT DD      data set definition (output messages)
//SYSUT1   DD      data set definition (input data set)
//SYSUT2   DD      data set definition (input data set)
//SYSIN    DD      { *
                  { DUMMY }

                "IEBCOMPR control statements"

/*
```

Note - If the input is sequential and no user exits are provided, the DUMMY parameter for the SYSIN DD statement is used. In this case, no utility control statements are required.

Control Statements

COMPARE	indicates the organization of a data set.
EXITS	identifies the user exit routines to be used.
LABELS	indicates whether user labels are to be treated as data.

Format

Name	Operation	Operands
{label}	COMPARE	TYPORG= { PS } { PO }
{label}	EXITS ¹	[INHDR=routinename] [INTLR=routinename] [ERROR=routinename] [PRECOMP=routinename]
{label}	LABELS	DATA= { YES } { NO } { ALL } { ONLY }

¹ If you code more than one operand, separate them with commas.

IEBCOPY

IEBCOPY, a data set utility:

- Compress-in-place, a partitioned data set.
- Converts to partitioned, a sequential data set.
- Converts to sequential, a partitioned data set.
- Copies a partitioned data set.
- Copies selected members.
- Excludes a partitioned data set member from a copy operation.
- Expands a partitioned data set.
- Lists the number of unused directory blocks or tracks.
- Loads a previously unloaded partitioned data set.
- Merges partitioned data sets.
- Reblocks a partitioned data set.
- Renames a partitioned data set member.
- Replaces records or selected members in a partitioned data set.
- Unloads a partitioned data set.

Return Codes

00 - indicates successful completion.

04 - indicates a condition from which recovery may be possible.

08 - indicates an unrecoverable error. The job step is terminated.

Job Control Statements

```
//name      JOB
//name      EXEC      PGM=IEBCOPY[, PARM='SIZE=nnnnnnn[K]']
//SYSPRINT  DD        data set definition (output message)
//INPUT     DD        data set definition (input data set)
//OUTPUT    DD        data set definition (output data set)
//SYSUT3    DD        data set definition (spill data set - optional)
//SYSUT4    DD        data set definition (spill data set - optional)
//SYSIN     DD        *
```

"IEBCOPY control statements"

/*

The optional PARM information in the EXEC statement is used to define the number of bytes used as a buffer. The nnnnnnn can be replaced by one to eight digits. The K causes the nnnnnnn to be multiplied by 1024.

Control Statements

COPY	indicates the beginning of a copy operation.
SELECT	specifies which members in the input data set are to be copied.
EXCLUDE	specifies members in the input data set to be excluded from the copy step.

IEBCOPY (cont'd)

Format

Name	Operation	Operands
[label]	COPY	OUTDD=ddname [, INDD= { ddname1[, ddname2]... { ddname1[, ddname2] [, (ddname2,R)]... } * { ((ddname1,R)[, ddname2]...) [, LIST=NO] }
		*The INDD parameter may appear on a separate card; if this option is selected, the INDD parameter is not preceded by a comma (,).
[label]	SELECT	MEMBER= { name... { [(name, , R) ...] } { [(name, newname[, R] ...)] } } [, ...]
[label]	EXCLUDE	MEMBER=[([membername1[, membername2] ...])]

IEBDG

IEBDG, a data set utility:

- Converts to sequential, an indexed sequential data set.
- Copies or creates members.
- Creates a sequential output data set.
- Generates test data.

Return Codes

- 00 - successful completion.
- 04 - a user routine returned a code of 16 to the IEBDG program. The job step is terminated at the user's request.
- 08 - an error occurred while processing a set of utility control statements. No data is generated following the error. Processing continues normally with the next set of utility control statements, if any.
- 12 - indicates that an error occurred while processing an input or output data set. The job step is terminated.
- 16 - an error occurred from which recovery is not possible. The job step is terminated.

Job Control Statements

//name	JOB	parameters
//	EXEC	PGM=IEBDG[, PARM=LINECNT=nnnn]
//SYSPRINT	DD	data set definition (output message)
//SEQIN	DD	data set definition (sequential input - optional)
//PARIN	DD	data set definition (partitioned input - optional)
//SEQOUT	DD	data set definition (sequential output - optional)
//PAROUT	DD	data set definition (partitioned output - optional)
//SYSIN	DD	{* DATA}

"IEBDG control statements"

/*

The optional PARM information in the EXEC statement is used to specify the number of lines to be printed between headings in the message data set. The nnnn is a four-digit decimal number that specifies the number of lines (0000 to 9999) to be printed per page of output listing.

The DSNNAME parameter for the PARIN and PAROUT DD statements can be coded as DSNNAME=setname (membername).

Control Statements

DSD	specifies the ddnames of input and output data sets.
FD	defines the contents and lengths of fields to be used in creating output records.
CREATE	defines the contents of output records.
REPEAT	specifies the number of times a CREATE statement or group of CREATE statements are to be used in generating output records.
END	marks the end of a set of IEBDG utility control statements.

IEBDG (cont'd)

IBM Supplied Patterns

Type	Expressed in Hexadecimal	Expressed in Printable Characters
Alphanumeric	C1 C2...E9 F0...F9	ABC...Z 0...9
Alphabetic	C1 C2...E9	ABC...Z
Zoned Decimal	F0F0...F0F1	00...01
Packed Decimal	0000...001C (Positive pattern) 0000...001D (Negative pattern)	Not applicable
Binary Number	00...01 (Positive pattern) FF...FF (Negative pattern)	Not applicable
Collating Sequence	40...F9	b'<(+H&I\$*);-/,%_>?:'@=#" A...Z 0...9
Random Number	Random hexadecimal digits	Not applicable

Note: A packed-decimal or binary number is right-aligned in the defined field.

Format

Name	Operation	Operands
[label]	DSD	OUTPUT=(ddname) [, INPUT=(ddname,...)]
[label]	FD	NAME=name , LENGTH=length-in-bytes [, STARTLOC=starting-byte-location] [, FILL={ 'character' X'2-hexadecimal-digits' }] [, FORMAT=pattern*[, CHARACTER=character]] [, PICTURE=length, { 'character-string' P'decimal-number' B'decimal-number' }] [, SIGN=sign] [, ACTION=action]** [, INDEX=number[, CYCLE=number] [, RANGE=number]] [, INPUT=ddname] [, FROMLOC=number]

* specifies IBM supplied patterns - see table below.

**specifies how the contents of a defined field are to be altered - see table below.

[label]	CREATE ¹	{ [QUANTITY=number] [FILL={ 'character' X'2-hexadecimal-digits' }] [INPUT={ ddname SYSIN(cccc)] }] [PICTURE=length, startloc, { 'character-string' P'decimal-number' B'decimal-number' }] [NAME={ name (name1, name2...) (name, (COPY=name1, name2...))... }] [EXIT=routinename]
---------	---------------------	--

¹ Use at least one of the optional parameters. If you code more than one operand, separate them with commas.

IEBDG (cont'd)

Format (cont'd)

[label]	REPEAT	QUANTITY=number[, CREATE=number]
[label]	END	

Format =

Action =

FORMAT=AN -- alphameric.	ACTION=SL -- shift left.
FORMAT=ZD -- zoned decimal.	ACTION=SR -- shift right.
FORMAT=PD -- packed decimal.	ACTION=TL -- truncate left.
FORMAT=CO -- collating sequence.	ACTION=TR -- truncate right.
FORMAT=BI -- binary.	ACTION=RO -- roll.
FORMAT=AL -- alphabetic.	ACTION=WV -- wave.
FORMAT=RA -- random binary number.	ACTION=FX -- fixed.
	ACTION=RP -- ripple.

IEBEDIT

IEBEDIT, a data set utility:

- Copies job steps.
- Creates an output job stream.
- Edits and copies a job stream.

Return Codes

- 00 - successful completion.
- 04 - indicates that an error occurred. The output data set may not be usable as a job stream. Processing continues.
- 08 - indicates that an unrecoverable error occurred while attempting to process the input, output, or control data set. The job step is terminated.

Job Control Statements

```
//name      JOB
//          EXEC      PGM=IEBEDIT
//SYSPRINT  DD        data set definition (output message)
//SYSUT1    DD        data set definition (input data set)
//SYSUT2    DD        data set definition (output data set)
//SYSIN     DD        *

          "IEBEDIT control statements"

/*
```

Control Statements

EDIT	indicates which step or steps of a specified job in the input data set are to be included in the output data set. Any number of EDIT statements can be included in an operation, thus including selected jobs in the output data set.
------	---

Format

Name	Operation	Operands
[label]	EDIT ¹	[START=jobname] [TYPE={ POSITION INCLUDE EXCLUDE }] [STEPNAME=({name name-name} [, {name name-name}] ,...)] [NOPRINT]

¹ If you code more than one operand, separate them with commas.

IEBGENER

IEBGENER, a data set utility:

- Changes logical record length.
- Converts to partitioned, sequential data sets.
- Copies members.
- Copies sequential data sets.
- Edits and converts to partitioned, a sequential data set.
- Edits and copies a sequential data set.
- Expands a sequential data set.
- Prints a sequential data set.
- Reblocks a sequential data set.

Return Codes

- 00 - successful completion.
04 - probable successful completion. A warning to the user is written.
08 - processing was terminated after the user requested processing of user header labels only.
12 - an unrecoverable error has occurred. The job step is terminated.
16 - a user routine has passed a return code of 16 to the IEBGENER program. The job step is terminated.

Job Control Statements

```
//name      JOB  parameters
//          EXEC PGM=IEBGENER
//SYSPRINT  DD   data set definition (output message)
//SYSUT1    DD   data set definition (input data set)
//SYSUT2    DD   data set definition (output data set)
//SYSIN     DD   parameters

               "IEBGENER control statements (when required)"

/*
```

Control Statements

GENERATE	used to indicate the number of member names and alias names, record identifiers, literals, and editing information contained in the control data set.
EXITS	used to indicate that user routines are provided.
LABELS	used to specify user-label processing.
MEMBER	used to specify the member name and alias of member of a partitioned data set to be created.
RECORD	used to define a record group to be processed and to supply editing information.

IEBGENER (cont'd)

Conversion Table

Code	Conversion	Output length (input length = L)
PZ	Packed to unpacked decimal mode	2L-1
ZP	Unpacked to packed decimal mode	(L/2)+C*
HE	H-set BCD to EBCDIC mode	L

* If L is odd, C is 1/2; if L is even, C is 1.

Note: PZ type (packed to unpacked) conversion is impossible for packed decimal records longer than 16K bytes. For ZP type (unpacked to packed conversion, the normal 32K byte maximum applies.

If no conversion is specified, the field is moved to the output area without change.

When the ZP parameter is specified, the conversion is performed in place. The original unpacked field is replaced by the new packed field. Therefore, the ZP parameter must be omitted from subsequent references to that field. If the field is needed in its original unpacked form, it must be referenced prior to the use of the ZP parameter.

Format

Name	Operation	Operands
{label}	GENERATE ¹	{MAXNAME=n} {MAXFLDS=n} {MAXGPS=n} {MAXLITS=n}
{label}	EXITS ¹	{INHDR=routine name} {OUTHDR=routine name} {INTLR=routine name} {OUTTLR=routine name} {KEY=routine name} {DATA=routine name} {IOERROR=routine name} {TOTAL=(routine name, size)}
{label}	LABELS	DATA = { YES NO ALL ONLY INPUT }
{label}	MEMBER	NAME=(name[, alias],...)
{label}	RECORD	[IDENT=(length, 'name', input - location) FIELD=({length}, [input - location - or - 'literal'], [conversion], [output - location])... LABELS=n]

¹ If you code more than one operand, separate them with commas.

IEBISAM

IEBISAM, a data set utility:

- Converts to sequential, a partitioned data set.
- Copies an indexed sequential data set.
- Loads an indexed sequential data set.
- Unloads an indexed sequential data set.

Return Codes

- 00 - successful completion.
- 04 - a return code of 04 or 12 was passed to the IEBISAM program by a user routine.
- 08 - the program terminated operation because an error condition was encountered during processing.
- 12 - a return code other than 00, 04, 08, or 12 was passed from a user routine to the IEBISAM program. The job step is terminated.
- 16 - the program terminated operation because an error condition was encountered during processing.

Job Control Statements

<pre>//name JOB // EXEC PGM=IEBISAM,PARM=(COPY UNLOAD LOAD PRINTL 'PRINTL[, N] [,EXIT=routinename]'</pre>	
<pre>//SYSRINT DD data set definition (output messages) //SYSUT1 DD data set definition (input data set) //SYSUT2 DD data set definition (output data set) /*</pre>	
<p>The PARM parameter on the EXEC statement is used to control the execution of IEBISAM.</p>	

Control Statements

The IEBISAM program is controlled by job control statements. No utility control statements are required.

IEBTPCH

IEBTPCH, a data set utility:

- Edits and prints a sequential data set.
- Edits and punches a sequential data set.
- Prints a sequential data set.
- Prints partitioned data sets.
- Prints selected records.
- Punches a partitioned data set member.
- Punches a sequential data set.
- Punches selected records.

Return Codes

- 00 - indicates successful completion.
- 04 - indicates that either a physical sequential data set is empty or a partitioned data set has no members.
- 08 - indicates that a member specified for printing does not exist in the input data set. Processing continues with the next member.
- 12 - indicates that an unrecoverable error occurred or that a user routine passed a return code of 12 to IEBTPCH. The job step is terminated.
- 16 - indicates that a user routine passed a return code of 16 to IEBTPCH. The job step is terminated.

Job Control Statements

```
//name      JOB
//          EXEC      PGM=IEBTPCH
//SYSPRINT  DD      data set definition (output message)
//SYSUT1    DD      data set definition (input data set)
//SYSUT2    DD      data set definition (output data set)
//SYSIN     DD      *
```

"IEBTPCH control statements"

```
/*
```

Control Statements

PRINT or PUNCH	specifies that the data is to be either printed or punched.
TITLE	specifies that a title is to precede the printed or punched data.
EXITS	specifies that user routines are provided.
MEMBER	specifies that the input is a partitioned data set and that a selected member is to be printed or punched.
RECORD	specifies whether editing is to be performed, that is, records are to be printed or punched to non-standard specifications.
LABELS	specifies whether user labels are to be treated as data.

IEBPTPCH (cont'd)

Format

Name	Operation	Operands
[label]	PRINT ¹ PUNCH	[PREFORM=A] [PREFORM=M] [TYPORG=PS] [TYPORG=PO] [TOTCONV=XE] [TOTCONV=PZ] [CNTROL=n] [STRTAFT=n] [STOPAFT=n] [SKIP=n] [MAXNAME=n] [MAXFLDS=n] [MAXGPS=n] [MAXLITS=n] Applicable to a PRINT or PUNCH operation.
		[INITPG=n] [MAXLINE=n] Applicable only to a PRINT operation.
		[CDSEQ=n] [CDINCR=n] Applicable only to a PUNCH operation.
[label]	TITLE	ITEM=('title'[,output-location]) [,ITEM...]
[label]	EXITS ¹	[INHDR=routinename] [INTLR=routinename] [INREC=routinename] [OUTREC=routinename]
[label]	MEMBER	{NAME=membername} {NAME=aliasname}
[label]	RECORD ¹	[IDENT=(length, 'name', input-location)] [FIELD=(length, [input-location], [conversion], [output-location]) [,FIELDS...]]
[label]	LABELS	DATA= { YES NO ALL ONLY }

Conversion Table

Code	Conversion	Output Length (Where L is the Input Length)
PZ	Packed to unpacked decimal mode	2L-1
XE	Alphameric to hexadecimal representation	2L

¹ If you code more than one operand, separate them with commas.

IEBTCRIN

IEBTCRIN, a data set utility:

- Constructs records from MTST and MTDI input.
- Edits MTDI input.
- Reads Tape Cartridge Reader input.

Return Codes

- 00 - normal termination.
- 04 - warning message issued; execution permitted. Conditions leading to issuance of this code are: (1) SYSPRINT, SYSIN, SYSUT2, or SYSUT3 DD statements missing and (2) DCB parameters missing in SYSUT2 or SYSUT3 DD statements.
- 12 - Diagnostic error message issued; execution terminated. Conditions leading to issuance of this code are: (1) SYSUT1 DD statement missing, (2) conflicting DCB parameters in DD statements, and (3) invalid or conflicting utility control statements.
- 16 - Terminal error message issued; execution terminated. Conditions leading to issuance of this code are: (1) permanent input/output errors (not including data checks on the TCR), (2) unsuccessful opening of data sets, (3) requests for termination by user exit routine, (4) insufficient storage available for execution, and (5) user exit routine not found.

Job Control Statements

```
//name      JOB
//          EXEC      PGM=IEBTCRIN
//SYSPRINT  DD        data set reference (output messages)
//SYSUT1   DD        data set definition (input data set)
//SYSUT2   DD        data set definition (output data set=valid records)
//SYSUT3   DD        data set definition (output data set=error records)
//SYSIN    DD        *
```

"IEBTCRIN control statements"

```
/*
```

Special Purpose Codes

MTDI Codes

X'00'	(LZ)	X'1E'	(VOK)	X'74'	(P4)
X'11'	(DUP)	X'3C'	(RM)	X'75'	(P5)
X'12'	(LZS)	X'71'	(P1)	X'76'	(P6)
X'18'	(CAN)	X'72'	(P2)	X'77'	(P7)
X'1D'	(GS)	X'73'	(P3)	X'78'	(P8)

MTST Codes

X'10'	(cr)	X'14'	(CR)	X'51'	(as)
X'11'	(sw)	X'15'	(SW)	X'55'	(AS)
X'13'	(fd)	X'17'	(FD)	X'80'	(src)
				X'81'	through X'FF'

The special purpose codes listed are used by IEBTCRIN when constructing records. Use of these codes causes a message to be issued and the utility to be terminated.

IEBTCRIN (cont'd)

Bit Positions 4, 5, 6, 7 Second Hexadecimal Digit		MTDI Codes from TCR																Bit Positions 0, 1				
		00				01				10				11				Bit Positions 2,3				
		00	01	10	11	00	01	10	11	00	01	10	11	00	01	10	11	0	1	2	3	
0000	0	LZ				SP	&	-											0	0B2	0	
0001	1		DUP				/	P1											A	J	1	
0010	2		LZS					P2											B	K	S	2
0011	3							P3											C	L	T	3
0100	4							P4											D	M	U	4
0101	5							P5											E	N	V	5
0110	6							P6											F	O	W	6
0111	7							P7											G	P	X	7
1000	8		CAN					P8											H	Q	Y	8
1001	9		ED																I	R	Z	9
1010	A					¢	!	:														
1011	B					.	\$,	#													
1100	C					RM	<	*	%	@												
1101	D		GS			()	-	/													
1110	E		VOK			+	;	>	=													
1111	F						~	?	"													

Special Control:
 LZ = Left zero fill
 DUP = Duplicate
 LZS = Left zero start
 ED = End Data
 GS = Group Separator

Start of Record (SOR):
 P1 = Program level 1
 P2 = Program level 2
 P3 = Program level 3
 P4 = Program level 4
 P5 = Program level 5
 P6 = Program level 6
 P7 = Program level 7
 P8 = Program level 8
 CAN = Cancel

End of Record (EOR):
 RM = Record mark
 VOK = Verify OK

This figure represents the character set and control codes as read from an MTDI created cartridge.

IBTCRIN (cont'd)

Bit Positions 4, 5, 6, 7 Second Hexadecimal Digit	MTST Codes from TCR																Bit Positions 0,1 Bit Positions 2,3 First Hexadecimal Digit															
	00				01				10				11																			
	00	01	10	11	00	01	10	11	00	01	10	11	00	01	10	11																
0000	0	z	cr	5	0	!	tab	'	s	src							0	z	cr	5	0	!	tab	'	s	src						
0001	1	2	sw	6	9	.	as	i	w								1	2	sw	6	9	.	as	i	w							
0010	2	t	e	h	i	sp	p	y									2	t	e	h	i	sp	p	y								
0011	3	n	fd	k	b	=	q	-									3	n	fd	k	b	=	q	-								
0100	4	Z	CR	%)	~	TAB	"	S	SRC							4	Z	CR	%)	~	TAB	"	S	SRC						
0101	5	@	SW	c	(*	AS	I	W								5	@	SW	c	(*	AS	I	W							
0110	6	T	E	H	J	SP	P	Y									6	T	E	H	J	SP	P	Y								
0111	7	N	FD	K	B	+	Q	-									7	N	FD	K	B	+	Q	-								
1000	8	l	7	4	m	bsp	r	o									8	l	7	4	m	bsp	r	o								
1001	9	3	st	8	v	a											9	3	st	8	v	a										
1010	A	x	d	l	g	;	/										A	x	d	l	g	;	/									
1011	B	u	c	f	stx	,											B	u	c	f	stx	,										
1100	C	±	&	\$	M	BSP	R	O									C	±	&	\$	M	BSP	R	O								
1101	D	#	ST	*	V	A											D	#	ST	*	V	A										
1110	E	X	D	L	G	:	?										E	X	D	L	G	:	?									
1111	F	U	C	F	STX	,											F	U	C	F	STX	,										

cr and CR = Carrier return code
 sw and SW = Switch code
 fd and FD = Feed code
 st and ST = stop code
 tab and TAB = Tab code
 as and AS = Automatic search
 sp and SP = Space
 bsp and BSP = Backspace
 stx and STX = Stop transfer
 src and SRC = Search

This figure represents the character set and control codes as read from an MTST created cartridge.

IEBTCRIN (cont't)

Bit Position 4, 5, 6, 7 Second Hexadecimal Digit	MTST Codes after Translation by IEBTCRIN with TRANS = STDCL																Bit Positions 0,1
	00				01				10				11				Bit Positions 2,3
	00	01	10	11	00	01	10	11	00	01	10	11	00	01	10	11	First Hexadecimal Digit
0	1	2	3	4	5	6	7	8	9	A	B	C	D	E	F		
0000	0				SP	&	-										0
0001	1					/			a	j	°		A	J			1
0010	2		STX						b	k	s		B	K	S	2	
0011	3								c	l	t		C	L	T	3	
0100	4								d	m	u		D	M	U	4	
0101	5	TAB							e	n	v		E	N	V	5	
0110	6		BSP						f	o	w		F	O	W	6	
0111	7								g	p	x		G	P	X	7	
1000	8								h	q	y		H	Q	Y	8	
1001	9								i	r	z		I	R	Z	9	
1010	A				ç	!		:									
1011	B				.	\$,	#									
1100	C				*	%	@										
1101	D	CR			()	-	'									
1110	E		SRC		+	;		=		±							
1111	F				?	"											

TAB = Tab code
 CR = Carrier return
 BSP = Backspace
 SRC = Search
 STX = Stop transfer
 SP = Space

Note: The STDUC option permits translating both lowercase and uppercase alphabetic characters to uppercase.

IEBTCRIN (cont'd)

Control Statements

TCRGEN	specifies whether MTDI or MTST input is to be processed and the type of processing to be performed.
EXITS	specifies any exit routines provided by the user.

Format

Name	Operation	Operands	Comments
[label]	TCRGEN ¹	<p>[TYPE = { MTDI / MTST }]</p> <p>[TRANS = { STDUC / STDLC / name / NOTRAN }]</p> <p>[EDIT = { EDITD / EDITR / NOEDIT }]</p> <p>[VERCHK = { NOCHK / VOKCHK }]</p> <p>[MINLN = n]</p> <p>[MAXLN = n]</p> <p>[REPLACE = { X'19' / X'xx' }]</p> <p>[ERROPT = { NORMAL / NOERR }]</p>	<p>valid only with TYPE=MTST specification.</p> <p>Valid only with TYPE=MTDI specification.</p> <p>Valid only with TYPE=MTDI and either an EDIT=EDITD or EDIT=EDITR specification.</p> <p>Valid only with TYPE=MTDI and either an EDIT=EDITD or EDIT=EDITR specification.</p> <p>Default=120</p> <p>This operand is ignored if a user routine is specified for the ERROR operand in the EXITS utility control statement.</p>
[label]	EXITS ¹	<p>[ERROR=routine name]</p> <p>[OUTREC=routine name]</p> <p>[OUTHDR2=routine name]</p> <p>[OUTHDR3=routine name]</p> <p>[OUTTLR2=routine name]</p> <p>[OUTTLR3=routine name]</p>	<p>This exit is taken just prior to passing an error record to the error output data set (SYSUT3)</p> <p>This exit is taken just prior to passing a record to the normal output data set (SYSUT2).</p> <p>This exit is taken during the opening of the SYSUT2 data set.</p> <p>This exit is taken during the opening of the SYSUT3 data set.</p> <p>This exit is taken during the closing of the SYSUT2 data set.</p> <p>This exit is taken during the closing of the SYSUT3 data set.</p>

¹ If you code more than one operand, separate them with commas.

IEBUPDTE

IEBUPDTE, a data set utility:

- Changes data set organization.
- Converts to partitioned, sequential data sets.
- Converts to sequential, a partitioned data set.
- Copies members.
- Copies sequential data sets.
- Creates a library of partitioned members.
- Deletes records in a partitioned data set.
- Edits and converts to partitioned, a sequential data set.
- Edits and copies a sequential data set.
- Enters a procedure into a procedure library.
- Includes changes to members or sequential data sets.
- Inserts records into a partitioned data set.
- Modifies a partitioned or sequential data set.
- Numbers records in a new member or in a partitioned data set.
- Prints a sequential data set.
- Reblocks a sequential data set.
- Renumbers logical records.
- Replaces logical records, members, records in a member, or records in a partitioned data set.
- Updates in place, a partitioned data set.

Return Codes

00 - indicates successful completion.

04 - indicates that a control statement is coded incorrectly or used erroneously. If either the input or output is sequential, the job step is terminated. If both are partitioned, the program continues processing with the next function to be performed.

12 - indicates an unrecoverable error. The job step is terminated.

16 - indicates that a label-processing code of 16 was received from a user's label-processing routine. The job step is terminated.

Job Control Statements

```
//name      JOB
//          EXEC      PGM=IEBUPDTE,PARM=({NEW {[,inhdr];,intr})
                          {MOD}
//SYSPRINT  DD        data set definition (output messages)
//SYSUT1    DD        data set definition (input data set)
//SYSUT2    DD        data set definition (output data set)
//SYSIN     DD        { * {
                          } DATA}

./          "IEBUPDTE control statements"
(optional data or label statements)
/*
```

IEBUPDTE (cont'd)

Function Statements

A function statement is used to initiate the utility operation. At least one function statement must be provided for each member or data set to be processed. A function statement contains:

1-2	Name	Operation	Operands
./	[label]	{ ADD REPL CHANGE REPRO }	[LIST=ALL] [SEQFLD=dd1] [NEW=PO] Applicable to partitioned [NEW=PS] or sequential organization. [MEMBER=cccccccc] [COLUMN=dd] [UPDATE=INPLACE]
			[INHDR=cccccccc] [INTLR=cccccccc] Applicable to sequential [OUTHDR=cccccccc] organization only. [OUTTLR=cccccccc] [TOTAL=(routfilename,size)]
			[NAME=cccccccc] [LEVEL=hh] Applicable to partitioned [SOURCE=x] organization only. [SSI=hhhhhhh]

¹ If you code more than one operand, separate them with commas.

Detail Statements

A detail statement is used with a function statement for certain applications, such as deleting or renumbering selected logical records. A detail statement contains:

1-2	Name	Operation	Operands
./	[label]	{ NUMBER DELETE }	[SEQ1=cccccccc] Used with the NUMBER or [SEQ2=cccccccc] DELETE statement.
			[SEQ1=ALL] [NEW1=cccccccc] Used only with the NUMBER [INCR=cccccccc] statement. [INSERT=YES]

¹ If you code more than one operand, separate them with commas.

Data Statement

A Data Statement is used with a Function statement, or with a Function statement and a Detail statement. It contains a logical record used as replacement data for an existing logical record, or new data to be incorporated in the output master data set.

Label Statement

The LABEL statement indicates that the following data statements are to be treated as user labels. These new user labels are placed on the output data set. The next Function statement indicates to IEBUPDTE that the last label data statement of the group has been read. The label statement contains:

1-2	Name	Operation
./	[label]	LABEL

IEBUPDTE (cont'd)

ALIAS Statement

An ALIAS statement creates or retains an alias in an output (partitioned) master directory. The ALIAS statement can be used with any of the function statements. Multiple alias names can be assigned to each member. The ALIAS statement contains:

1-2	Name	Operation	Operand
./	[label]	ALIAS	NAME=cccccccc

ENDUP Statement

An ENDUP statement can be used to indicate the end of SYSIN input to this job step. It serves as an end-of-data indication if there is no other indication. The ENDUP statement follows the last group of SYSIN control statements and contains:

1-2	Name	Operation
./	[label]	ENDUP

IEHATLAS

IEHATLAS, a system utility:

- Analyzes tracks on direct access.
- Assigns alternate tracks to a direct access volume.
- Gets alternate tracks on a direct access volume.
- Recovers data from defective tracks on direct access volumes.
- Replaces data on an alternate track.

Job Control Statements

```
//name      JOB
//          EXEC      PGM=IEHATLAS
//SYSPRINT  DD        data set reference (output messages)
//SYSUTI    DD        data set definition (data set that contains the
//          DD          bad record)
//SYSIN     DD        *

      "IEHATLAS control statements"

/*
```

Control Statements

The utility control statement consists of either:

```
TRACK=bbbcccchhhrrkkddd[S]
```

or

```
VTOC=bbbcccchhhrrkkddd
```

TRACK=

specifies that an alternate track is to be assigned for a track that does not contain VTOC records.

VTOC=

specifies that an alternate track is to be assigned for a track that contains VTOC records.

IEHDASDR

IEHDASDR, a system utility:

- Analyzes tracks on direct access.
- Assigns alternate tracks to a direct access volume.
- Changes the volume serial number of a direct access volume.
- Copies a direct access volume.
- Copies dumped data from tape to direct access.
- Dumps a direct access volume.
- Gets alternate tracks on a direct access volume.
- Initializes a direct access volume.
- Lists the contents of a direct access volume on a system output device.
- Restores a dumped direct access volume from tape.
- Writes IPL records and a program on a direct access volume.

Return Codes

- 00 - indicates successful completion.
- 04 - indicates that an unusual condition was encountered; however, the overall result is successful. A warning message is issued.
- 08 - indicates that a specified operation did not complete successfully. An attempt is made to perform any additional operations.
- 16 - indicates that either an error occurred upon invoking IEHDASDR, or IEHDASDR was unable to open the input or message data set. The job step is terminated.

Job Control Statements

<pre>//name JOB // PGM=IEHDASDR [,PARM='N=n' ,PARM='LINECNT=xx' ,PARM='LINECNT=xx,N=n'] //SYSPRINT DD data set definition (output messages) //anyname DD data set definition (direct access device) //tapename DD data set definition (magnetic tape unit) //SYSIN DD * "IEHDASDR control statements" /*</pre>
<p>The optional PARM information is used by the program to control line density on output listings, and to indicate the maximum number of operations of the same type that can be performed concurrently in the job step.</p> <p>LINECNT=xx specifies the number of lines per page in the listing of the SYSPRINT data set. The number xx is a 2-digit decimal number ranging from 01 to 99.</p> <p>N=n specifies a decimal number from 1 to 6. The number represents the maximum number of like functions that can be performed concurrently by the IEHDASDR program.</p>

Control Statements

ANALYZE	used to analyze the recording surface to test for defective tracks, assign alternates for any defective tracks found, and format the volume to make it ready for use.
FORMAT	used to make a volume ready for use without performing an analysis of the recording surface.
LABEL	used to change the volume serial number of a direct access volume and, optionally, to update the owner field.

IEHDASDR (cont'd)

Control Statements (cont'd)

GETALT	used to assign an alternate track for a specified track.
DUMP	used to dump a single track, a group of tracks, or an entire direct access volume.
RESTORE	used to restore a previously dumped direct access volume to a direct access device.
IPLTXT	signals the beginning of IPL program text statements.
PUTIPL	specifies that IPL records and a program are to be written on a direct access device.

Format

Name	Operation	Operands
[label]	ANALYZE	<pre> { TODD=(cuu, ...) } { TODD=(ddname, ...) } , VTOC=xxxxx , EXTENT=xxxxx [, NEWVOLID=serial] [, PLDD=ddname] [, FLAGTEST={ YES } { NO }] [, PASSES={ n } { 0' }] [, OWNERID=name] [, PURGE={ YES } { NO }] </pre>
[label]	FORMAT	<pre> TODD=(ddname, ...) , VTOC=xxxxx , EXTENT=xxxxx [, NEWVOLID=serial] [, PLDD=ddname] [, OWNERID=name] [, PURGE={ YES } { NO }] </pre>
[label]	LABEL	<pre> TODD={ cuu { ddname } , NEWVOLID=serial [, OWNERID=name] </pre>
[label]	GETALT	<pre> TODD=ddname , TRACK=cccchhh </pre>
[label]	DUMP	<pre> FROMDD=ddname , TODD=(ddname, ...) [, CPYVOLID={ YES } { NO }] [, BEGIN=cccchhh] [, END=cccchhh] [, PURGE={ YES } { NO }] </pre>
[label]	RESTORE	<pre> TODD=(ddname, ...) , FROMDD=ddname [, CPYVOLID={ YES } { NO }] [, PURGE={ YES } { NO }] </pre>
[label]	IPLTXT	

IEHDASDR (cont'd)

Format (cont'd)

[label]	PUTIPL	FROMDD=ddname ,TODD=ddname [,PURGE={YES} {NO}]
---------	--------	--

PURGE=YES - Operator Replies

Reply	Meaning
U	All unexpired data sets on the volume can be overwritten. (The operation continues.)
T	The volume contains unexpired data sets that must not be overwritten. (The operation is terminated.)

IEHINITT

IEHINITT, a system utility:

- Labels magnetic tape volumes.

Return Codes

- 00 - successful completion. A message data set was created.
- 04 - successful completion. No message data set was defined by the user.
- 08 - the program completed its operation but error conditions were encountered during processing. A message data set was created.
- 12 - the program completed its operation but error conditions were encountered during processing. No message data set was defined by the user.
- 16 - the program terminated operation because of error conditions encountered while attempting to read the control data set. A message data set was created if defined by the user.

Job Control Statements

//name	JOB	
//	EXEC	PGM=IEHINITT[, PARM=LINECNT=nn]
//SYSPRINT	DD	data set definition (sequential output)
//anyname	DD	data set definition (tape unit=labeling)
//SYSIN	DD	*
		"INITT control statement(s)"
/*		

The optional PARM information on the EXEC statement specifies the number of lines to be printed between headings in the message data set.

Control Statements

The IEHINITT program uses an INITT utility control statement to provide control information for a labeling operation. Any number of INITT utility control statements can be included for a given execution of the program. An identically named DD statement must exist for a utility control statement in the job step.

Format

Name	Operation	Operands
label	INITT	SER=xxxxxx {, OWNER='cccccccccc[cccc]'} {, NUMTAPE=n} {, DISP=REWIND } {, <u>DISP=UNLOAD</u> } {, LABTYPE=AL }

IEHIOSUP

IEHIOSUP, a system utility:

- Updates TTR entries in the supervisor call library.

Return Codes

00 - successful completion.

12 - an unrecoverable error has occurred. The job step is terminated.

Job Control Statements

//name	JOB	
//	EXEC	PGM=IEHIOSUP
//SYSUT1	DD	data set definition (object data set - SYS1.SVCLIB)
//SYSPRINT	DD	data set definition (output messages)
/*		

Control Statements

IEHIOSUP is executed or invoked with job control statements. No utility control statements are required.

IEHLIST

IEHLIST, a system utility:

- Lists a volume table of contents.
- Lists partitioned directories.
- Lists the contents of the catalog (SYSCTLG) data set.

Return Codes

- 00 - successful completion.
- 08 - due to an error condition, a specified request was ignored.
Processing continues.
- 12 - indicates that a permanent input/output error occurred. The job is terminated.
- 16 - indicates that an unrecoverable error occurred while reading the data set. The job is terminated.

Job Control Statements

```
//name      JOB      parameters
//          EXEC     PGM=IEHLIST[, PARM='LINECNT=xx']
//SYSPRINT  DD       data set definition (output message)
//anyname1  DD       data set definition (permanently mounted volume)
//anyname2  DD       data set definition (mountable device type)
//SYSIN     DD       *
              "IEHLIST control statements"
/*
```

The optional PARM information on the EXEC statement specifies the number of lines to be printed per page. The value of xx is a decimal number from 01 through 99.

Control Statements

LISTCTLG	used to request a listing of all or part of a catalog.
LISTPDS	used to request a directory listing of one or more partitioned data sets.
LISTVTOC	used to request a listing of all or part of a volume table of contents.

Format

Name	Operation	Operands
[label]	LISTCTLG ¹	[VOL=device=serial] [NODE=name]
[label]	LISTPDS ¹	DSNAME=(name[,name]...) [VOL=device=serial] { DUMP } { FORMAT }
[label]	LISTVTOC ¹	{ DUMP } { FORMAT } [DATE=dddy] [VOL=device=serial] [DSNAME=(name[,name]...)]

¹ If you code more than one operand, separate them with commas.

IEHMOVE

IEHMOVE, a system utility:

- Copies a catalog.
- Copies a direct access volume.
- Copies a partitioned data set.
- Copies a volume of data sets.
- Copies cataloged data sets.
- Copies selected members.
- Copies sequential data sets.
- Excludes a partitioned data set member from a copy operation.
- Loads an unloaded data set.
- Merges partitioned data sets.
- Moves a catalog.
- Moves a volume of data sets.
- Moves cataloged data sets.
- Moves partitioned data sets.
- Moves sequential data sets.
- Renames moved or copied members.
- Replaces selected members in a move or copy operation.
- Unloads a partitioned data set.
- Unloads a sequential data set.

Return Codes

- 00 - successful completion.
- 04 - a specified function was not completely successful. Processing continues.
- 08 - a condition has occurred from which recovery is possible. Processing continues.
- 12 - an unrecoverable error has occurred. The job step is terminated.
- 16 - impossible to open the SYSIN or SYSPRINT data set.

Job Control Statements

//name	JOB	parameters
//	EXEC	PGM=IEHMOVE [,PARM= { 'POWER=n' 'POWER=n,LINECNT=xx' 'LINECNT=xx' }]
//SYSPRINT	DD	data set definition (output message)
//SYSUT1	DD	data set definition (work data set)
//anyname1	DD	data set definition (permanently mounted volume)
//anyname2	DD	data set definition (mountable device type)
//tape	DD	data set definition (tape volume)
//SYSIN	DD	*
		"IEHMOVE control statements"
/*		

The optional PARM information in the EXEC statement is used to allocate additional work space and/or control line density on output listings.

The POWER=n parameter is used to request that the normal amount of space for work area is to be increased n times.

The LINECNT=xx parameter specifies the number of lines per page in the listing of the SYSPRINT data set.

Control Statements

MOVE DSNAME	used to move a data set.
COPY DSNAME	used to copy a data set.
MOVE DSGROUP	used to move a group of cataloged data sets.
COPY.DSGROUP	used to copy a group of cataloged data sets.
MOVE PDS	used to move a partitioned data set.

IEHMOVE (cont'd)

Control Statements (cont'd)

COPY PDS	used to copy a partitioned data set.
MOVE CATALOG	used to move cataloged entries.
COPY CATALOG	used to copy cataloged entries.
MOVE VOLUME	used to move a volume of data sets.
COPY VOLUME	used to copy a volume of data sets.

In addition, there are four subordinate control statements that can be used to modify the effect of a MOVE or COPY DSGROUP, MOVE or COPY PDS, or MOVE or COPY CATALOG operation. The subordinate statements and the control statements with which they can be combined are shown in the following table:

Valid Combinations of Control Statements

Utility Statements	Subordinate Statements
MOVE DSGROUP or COPY DSGROUP	INCLUDE EXCLUDE
MOVE PDS or COPY PDS	INCLUDE EXCLUDE REPLACE SELECT
MOVE CATALOG or COPY CATALOG	EXCLUDE

Format

Name	Operation	Operands
[label]	MOVE	DSNAME=name ,TO=device=list [,FROM=device=list] [,CVOL=device=serial] [,UNCATLG] [,RENAME=name] [,FROMDD=ddname] [,TODD=ddname]
[label]	COPY	DSNAME=name ,TO=device=list [,FROM=device=list] [,CVOL=device=serial] [,UNCATLG] [,CATLG] [,RENAME=name] [,FROMDD=ddname] [,TODD=ddname]
[label]	MOVE	DSGROUP [=name] ,TO=device=list [,CVOL=device=serial] [,PASSWORD] [,UNCATLG] [,TODD=ddname]

IEHMOVE (cont'd)

Format (cont'd)

[label] COPY	DSGROUP [=name] ,TO=device=list {,CVOL=device=serial} {,PASSWORD} {,UNCATLG} {,CATLG} {,TODD=ddname}
[label] MOVE	PDS=name ,TO=device=serial {,FROM=device=serial} {,CVOL=device=serial} {,EXPAND=nn} {,UNCATLG} {,RENAME=name} {,FROMDD=ddname} {,TODD=ddname}
[label] COPY	PDS=name ,TO=device=serial {,FROM=device=serial} {,CVOL=device=serial} {,EXPAND=nn} {,UNCATLG} {,CATLG} {,RENAME=name} {,FROMDD=ddname} {,TODD=ddname}
[label] MOVE	CATALOG[=name] ,TO=device=serial {,CVOL=device=serial} {,FROM=device=serial} {,FROMDD=ddname} {,TODD=ddname}
[label] COPY	CATALOG[=name] ,TO=device=serial {,CVOL=device=serial} {,FROM=device=serial} {,FROMDD=ddname} {,TODD=ddname}
[label] MOVE	VOLUME=device=serial ,TO=device=list {,PASSWORD} {,TODD=ddname}
[label] COPY	VOLUME=device=serial ,TO=device=list {,PASSWORD} {,CATLG} {,TODD=ddname}
[label] INCLUDE	DSNAME=name {,MEMBER=membername} {,FROM=device=list} {,CVOL=device=serial}
[label] EXCLUDE	{ DSGROUP=name MEMBER=membername }
[label] SELECT	{ MEMBER=(name[, name])... } { MEMBER=((name, newname)[, (name, newname)]...) }
[label] REPLACE	DSNAME=name ,MEMBER=membername {,FROM=device=serial} {,CVOL=device=serial}

IEHPROGM

IEHPROGM, a system utility:

- Adds a password.
- Builds a generation-data-group index.
- Builds a generation.
- Builds an index.
- Catalogs a data set.
- Catalogs a generation data set.
- Connects volumes.
- Creates an index.
- Deletes a password.
- Deletes an index structure.
- Lists a password entry.
- Password-protects add, delete, list, or replace password operations.
- Releases a connected volume.
- Renames a partitioned data set member.
- Renames a sequential or partitioned data set.
- Replaces a password.
- Scratches a volume table of contents.
- Scratches data sets.
- Uncatalogs data sets.

Return Codes

- 00 - successful completion.
- 04 - a syntax error has been found in the name field of the control statement or in the PARM field in the EXEC statement. Processing is continued.
- 08 - a request for a specific operation has been ignored because of an invalid control statement or an otherwise invalid request. The operation is not performed.
- 12 - an I/O error has been detected when trying to read or write from or onto SYSPRINT, SYSIN, or the VTOC.
- 16 - an unrecoverable error has occurred. The job step is terminated.

Job Control Statements

```
//name      JOB      parameters
//          EXEC     PGM=IEHPROGM [ ,PARM='LINECNT=xx { PRINT }i
                               { NOPRINT }i ]
//SYSPRINT  DD      data set definition (output message)
//anyname1  DD      data set definition (permanently mounted volume)
//anyname2  DD      data set definition (mountable device type)
//SYSIN     DD      *
```

"IEHPROGM control statements"

```
/*
```

The optional PARM information on the EXEC statement is used to control the number of lines per page on the output listing and to suppress printing of utility control statements. The value xx is a 2-digit decimal number from 01 through 99.

Control Statements

SCRATCH	used to delete a data set or member from a direct access volume.
RENAME	used to change the name or alias of a data set or member residing on a direct access volume.
CATLG	used to generate an entry in the index of a catalog.
UNCATLG	used to remove an entry from the lowest level index of the catalog.
BLDX	used to create a new index in the catalog.
DLTX	used to remove a low level index from the catalog.

IEHPROGM (cont'd)

Control Statements (cont'd)

BLDA	used to assign an alias previously assigned to an index at the highest level of the catalog.
DLTA	used to delete an alias previously assigned to an index at the highest level of the catalog.
CONNECT	used to place an entry into an index at the highest level of the catalog.
RELEASE	used to remove an entry from the highest level index of a volume.
BLDG	used to build an index for a generation data group and establish the action to be taken should the index overflow.
ADD	used to add a password entry into the PASSWORD data set.
REPLACE	used to replace information in a password entry.
DELETEP	used to delete an entry in the PASSWORD data set.
LIST	used to format and list information from a password entry.

Format

Name	Operation	Operands
{label}	SCRATCH	{ DSNAME=name } { VTOC } ,VOL=device=list { ,PURGE } { ,MEMBER=name } { ,SYS }
{label}	RENAME	DSNAME=name ,VOL=device=list ,NEWNAME=name { ,MEMBER=name }
{label}	CATLG	DSNAME=name ,VOL=device=list { ,CVOL=device=serial }
{label}	UNCATLG	DSNAME=name { ,CVOL=device=serial }
{label}	BLDX	INDEX=name { ,CVOL=device=serial }
{label}	DLTX	INDEX=name { ,CVOL=device=serial }
{label}	BLDA	INDEX=name ,ALIAS=name { ,CVOL=device=serial }
{label}	DLTA	ALIAS=name { ,CVOL=device=serial }
{label}	CONNECT	INDEX=name ,VOL=device=serial { ,CVOL=device=serial }

IEHPROGM (cont'd)

Format (cont'd)

Name	Operation	Operands
[label]	RELEASE	INDEX=name [,CVOL=device=serial]
[label]	BLDG	INDEX=name ,ENTRIES=n [,CVOL=device=serial] [,EMPTY] [,DELETE]
[label]	ADD	DSNAME=name [,PASSWORD2=new-password] [,CPASSWORD=control-password] [,TYPE=code] [,VOL=device=list] [,DATA='user-data']
[label]	REPLACE	DSNAME=name [,PASSWORD1=current-password] [,PASSWORD2=new-password] [,CPASSWORD=control-password] [,TYPE=code] [,VOL=device=list] [,DATA='user-data']
[label]	DELETEP	DSNAME=name [,PASSWORD1=current-password] [,CPASSWORD=control-password] [,VOL=device=list]
[label]	LIST	DSNAME=name ,PASSWORD1=current-password

IFHSTATR

IFHSTATR, a system utility:

- Edits and lists error statistics by volume (ESV) records.

Job Control Statements

//	JOB	
//	EXEC	PGM=IFHSTATR
//SYSUT1	DD	data set definition (input data set)
//SYSUT2	DD	data set definition (output data set)
/*		

Control Statements

IFHSTATR is controlled by job control statements. Utility control statements are not used.

Definition of Operands

ACTION=	action	specifies that the contents of a defined field are to be altered after the field's inclusion in an output record.
ADDR=	cuu	specifies the channel number, c, and unit number, uu, of the 3211.
ADDLABEL=	n	specifies the total number of additional labels for which space is to be allocated. The value can be 1 through 7.
ALIAS=	name	specifies an unqualified name to be assigned as the alias, or specifies the unqualified name of the index alias to be deleted.
BEGIN=	cccchhh nnnn	specifies in hexadecimal a cylinder number, cccc, and head number, hhhh, that identifies the first track to be dumped. specifies a one- to five-byte relative track address that identifies the first track to be dumped.
BYPASS=	YES	specifies that no check is to be made for defective tracks.
CATALOG	[=name]	specifies the catalog entries to be moved or copied.
CATLG		specifies that the copied data set(s) is to be cataloged on its receiving volume(s) if it is a direct access volume. If a catalog does not exist on the receiving volume, it is created.
CDINCR=	n	specifies the increment to be used in generating sequence numbers. If CDINCR is omitted and CDSEQ is coded, 10 is assumed as an increment value for sequence numbering.
CDSEQ	n	specifies the initial sequence number of a deck of punched cards.
CHARACTER=	character	specifies the starting character of a field.
CNTRL=	n	specifies a control character for the output device that either indicates line spacing, or is used to select the stacker as follows: 1 indicates single spacing or first stacker; 2 indicates double spacing or second stacker; and 3 indicates triple spacing.

Definition of Operands (cont'd)

COLUMN=	dd	specifies, in decimal, the starting column of a data field within a logical record image. The field extends to the end of the image. Column is valid only when CHANGE is coded.
CPASSWORD=	control- password	specifies the control password for the data set.
CPYVOLID=	YES	specifies that all receiving or restored direct access volumes are to be assigned the serial number of the dumped volume.
	NO	specifies that receiving or restored volumes are to keep their own serial numbers.
CVOL=	device= serial	specifies the device type and volume serial number of the volume, catalog entry, or index to be operated upon.
CYCLE=	number	specifies a number of output records that are treated as a group by the INDEX keyword.
DATA=	ALL	specifies that user labels are to be treated as data regardless of any return code.
	INPUT	specifies that user labels for the output data set are supplied as 80 byte input records in the data portion of SYSIN.
	NO	specifies that user labels are not to be treated as data.
	ONLY	specifies that only user header labels are to be treated as data.
	routinename	specifies the symbolic name of a routine that modifies the physical record before it is processed by IEBGENER.
	'user-data'	specifies that user data is to be included in the password entry. The user data must be in single quotes and must not exceed 77 characters.
	YES	specifies that any user labels that are not rejected by a user's label processing routine are to be treated as data.
DATE=	ddd/yy	specifies that each entry that expires before this date is to be flagged with an asterisk(*) in the listing.
DELETE		specifies that generation data sets are to be scratched after their entries are removed from the index.

Definition of Operands (cont'd)

DISP=	REWIND	specifies that a tape is to be rewound (but not unloaded) after the label has been written.
	UNLOAD	specifies that a tape is to be unloaded after the label has been written.
DSGROUP	=name	specifies a qualified name.
	[=name]	specifies the cataloged data sets to be processed.
DSNAME=	name	specifies the fully qualified name of the data set to be processed.
	(name[,name]...)	specifies the fully qualified names of the data sets whose directories or entries are to be listed.
DUMP		specifies that the listing is to be in unedited, hexadecimal form.
EDIT=	EDITD	specifies that the input is to be edited and that SOR and EOR codes are to be deleted and not included as part of the output record.
	EDITR	specifies that the input is to be edited and SOR and EOR codes are to be kept as part of the output record.
	NOEDIT	specifies that no editing is to be performed.
EMPTY		specifies that all entries be removed from the generation-data-group index when it overflows.
END=	cccchhh	specifies, in hexadecimal, a cylinder number, cccc, and head number, hhhh, that identify the last track to be dumped.
	nnnnn	specifies the relative track address of the last track to be dumped.
ENTRIES=	n	specifies the number of entries to be contained in the generation-data-group index; n must not exceed 255.
ERROPT=	NORMAL	specifies that all error records are to be placed in the error data set (SYSUT3).
	NOERR	specifies that all records (including error records) are placed in the normal output data set (SYSUT2). No records are placed in the error data set (SYSUT3).
ERROR=	routinename	specifies the symbolic name of a routine that is to receive control for error handling.
EXIT=	routinename	specifies the name of a user routine that is to receive control from IEBDG before writing each output record.
EXPAND=	nn	specifies the number of 256-byte records (up to 99 decimal) to be added to the directory of the specified partitioned data set.
EXTENT=	nnnn	specifies the length (number of tracks) of the VTOC.
	xxxxx	specifies the decimal length of the VTOC in tracks.
FIELD=	conversion	specifies a two-byte code that indicates the type of conversion to be performed on this field.

Definition of Operands (cont'd)

FIELD= (cont'd)	input- location	specifies the starting byte of the field to be processed.
	length	specifies the length (in bytes) of the input field or literal to be processed.
	'literal'	specifies a literal (maximum length of 40 bytes) to be replaced in the specified output location.
	output- location	specifies the starting location of this field in the output records.
FILL=	'character'	specifies an EBCDIC character to be placed in each byte of the defined field or output record.
	X'2 hex-digits'	specifies two hexadecimal digits to be placed in each byte of the defined field or output record.
FLAGTEST=	NO	specifies that the program is not to check for previously flagged tracks on this volume.
	YES	specifies that each track is to be checked to see if it was previously flagged as defective.
FOLD=	N	specifies that lower case letters are not to be printed as upper case letters.
	Y	specifies that lower case letters are to be printed as upper case letters when the lower case print train is not available.
FORMAT		specifies that the listing is to be edited for each directory entry, or that a comprehensive edited listing is to be generated.
FORMAT=	pattern	specifies an IBM-supplied pattern that is to be placed in the defined field. FORMAT= must not be used when PICTURE is used.
FORMEND=	x	specifies the number of lines (max. 180) on the printer form. For an 11 inch form, spacing six lines per inch, x must be 66.
FROM=	device= list	specifies the volume or volumes on which the data set currently resides, if it is not cataloged.
	device= serial	specifies the device type and volume serial number of the volume to be processed.
FROMADDR=	cuu	specifies channel number, c, and unit number, uu, of the source device.
FROMDD=	ddname	specifies the ddname of the DD statement defining the device that contains the appropriate input data.
FROMDEV=	xxxx	specifies the type of the source device, for example, 3330 or 2400.
FROMLOC=	number	specifies the location of the selected field within the input logical record.
IDENT=	input- location	specifies the starting location of the field that contains the identifying name in the input records.

Definition of Operands (cont'd)

IDENT= (cont'd)	length	specifies the length (in bytes) of the identifying name of the last record of the input group to which the FIELD parameters or member statement applies. The length cannot exceed eight characters.
	'name'	specifies the exact literal that identifies the last record of a record group.
INCR=	ccccccc	specifies the increment value used for assigning successive sequence numbers to new or replacement logical records, or specifies an increment value used for renumbering existing logical records.
INDD=	ddname	specifies the ddname which is indicated on a DD statement of an input data set.
	R	specifies that all members to be copied or loaded from this input data set are to replace any identically named members on the output partitioned data set.
INDEX=	name	specifies the qualified name of the index to be processed, or specifies the unqualified index name to be acted upon.
	number	specifies a number to be added to this field whenever a specified number of records have been written.
INHDR=	ccccccc	specifies the symbolic name of a user routine that handles any user input (SYSUT1) header labels.
	routinename	specifies the symbolic name of a routine that processes user input header labels.
INITPG=	n	specifies the initial page number; the pages are numbered sequentially thereafter.
INPUT=	ddname (ddname,...)	specifies the ddname of a DD statement defining a data set used as input to the program.
	SYSIN[cccc]	specifies that the SYSIN data set contains records (other than utility control statements) to be used in the construction of output records.
INREC=	routinename	specifies the symbolic name of a routine that manipulates each logical record before it is processed.
INSERT=	YES	specifies the insertion of a block of logical records.
INTLR=	ccccccc	specifies the symbolic name of the user routine that handles input (SYSUT1) trailer labels.
	routinename	specifies the symbolic name of a routine that processes user input trailer labels.
IOERROR=	routinename	specifies the symbolic name of a routine that handles permanent I/O error conditions.
IPL=	YES	specifies that an IPL program is to be written on the volume.
IPLDD=	ddname	specifies the ddname of a DD statement defining the data set containing the IPL program.

Definition of Operands (cont'd)

ITEM=	output- location	specifies the starting position at which a literal for this item is to be placed in the output record.
	'title'	specifies the title or subtitle literal (maximum length of 40 bytes), enclosed in apostrophes.
KEY=	routinename	specifies the symbolic name of a routine that creates the output record key.
LABELS=	n	indicates the number of records in the SYSIN data set to be treated as user labels. The number n is a number from 1 to 8. If this parameter is included, DATA=INPUT must be coded on a LABELS statement before it is in the input stream.
LABTYPE=	AL	specifies that an ANS volume label is to be created.
LENGTH=	length in bytes	specifies the length in bytes of the defined field.
LEVEL=	hh	specifies the change (update) level in hexadecimal (00-FF). This parameter is valid only when a member of a partitioned data set is being processed.
LIST=	ALL	specifies that the SYSPRINT data set is to contain the entire updated member or data set and the control statements used in its creation.
	NO	specifies that the names of copied members are not to be listed on SYSPRINT at the end of each input data set.
LNCH=	((l,c),(l,c),...)	specifies the channels of the FCB image. Each set of parentheses must contain the line number (1-180), a comma, and the channel number (1-12) to be assigned to that line. One or all of the 12 channels may be assigned in any order. Each set must be separated by commas and the entire group surrounded by parentheses.
LPI=	6	specifies that six lines per inch will be printed.
	8	specifies that eight lines per inch will be printed.
MAXFLDS=	n	specifies a number that is no less than the total number of FIELD parameters appearing in subsequent RECORD statements. MAXFLDS is required if there are any FIELD parameters in subsequent RECORD statements.
MAXGPS=	n	specifies a number that is no less than the total number of IDENT parameters appearing in subsequent RECORD statements. MAXGPS is required if there are any IDENT parameters in subsequent RECORD statements.
MAXLINE=	n	specifies the maximum number of lines to a printed page. Spaces, titles, and subtitles are included in this number.
MAXLITS=	n	specifies a number that is no less than the total number of characters contained in the FIELD or IDENT literals of subsequent RECORD statements.
MAXLN=	n	specifies the number of bytes, plus four for the record descriptor word when variable records are specified, to be contained in all but the last record passed to the output routine when editing is not performed.

Definition of Operands (cont'd)

MAXNAME=	n	specifies a number that is no less than the total number of member names and aliases appearing in subsequent MEMBER statements. MAXNAME is required if there are one or more MEMBER statements.
MEMBER=	ccccccc	specifies a name to be assigned to the member placed in the partitioned data set defined by the SYSUT2 DD statement.
	membername	specifies the name of a member of the partitioned data set named in the DSNAME parameter, or identifies a member to be excluded from the partitioned data set being moved or copied when the EXCLUDE statement modifies a MOVE partitioned data set or COPY partitioned data set statement.
	[(membername1 [, membername2] ...)]	specifies members on the input data set that are not to be copied, unloaded, or loaded to the output data set. The members are not deleted from the input data set unless the entire data set is deleted.
	n	specifies the name or alias for a member (in the named data set) that is to be processed.
	(name [, name] ...)	identifies the members to be moved or copied.
	((name, newname) [, (name, newname)] ...)	identifies the members to be moved or copied and gives the new name for each member.
	newname	specifies a newname for a selected member.
	R	specifies that the input member is to replace any identically named member that exists on the output partitioned data set. The replace option is not valid for an unload operation.
MINLN=	n	specifies the byte length of the shortest valid edited record.
MODE=	mm	specifies the bit density for data written onto the receiving magnetic tape volume.
MODEL=	n	specifies a decimal model number (1 or 2) for the 2305.
NAME=	aliasname ccccccc	indicates the name of the member placed in the partitioned data set, or specifies a one- to eight-character alias depending on the operation.
	membername	specifies a member by its member name.
	name (name1, ...) (name1, namen...) (name, (COPY=name1, namen...) ...)	specifies the name of the field defined by this FD statement, or specifies the name(s) of a field(s) to be included in the applicable output records. (cont'd)

Definition of Operands (cont'd)

Continued from preceding page		COPY indicates that all fields named in the inner parentheses (maximum of twenty) are to be treated as a group and included the specified number of times in each output record. (name[,alias]...) specifies a member name followed by a list of its aliases.
NEW=	PO PS	specifies that the old master data set is a sequential data set, and that the updated output is to become a member of a partitioned data set. specifies that the old master data set is a partitioned data set, and that a member of that data set is to be converted into a sequential data set.
NEWNAME=	name	specifies the new fully-qualified name for the data set, or the new member of alias.
NEW1=	ccccccc	specifies the first sequence number assigned to new or replacement data, or specifies the first sequence number assigned in a renumbering operation.
NEWVOLID=	serial	specifies a one- to six-character volume serial number.
NODE=	name	specifies a qualified name.
NOPRINT		specifies that the message data set is not to include a listing of the output data set.
NUMBTAPE=	n	specifies the number of tapes to be labeled according to specifications made in this control statement. The value n represents a number from 1 to 255.
OUTDD=	ddname	specifies the name of the output partitioned data set.
OUTHDR=	ccccccc routinename	specifies the symbolic name of the user routine that handles any user output (SYSUT2) header labels. specifies the symbolic name of a routine that creates user output header labels.
OUTHDR2=	routinename	specifies the symbolic name of a routine that receives control during the opening of the SYSUT2 data set.
OUTHDR3=	routinename	specifies the symbolic name of a routine that receives control during the opening of the SYSUT3 data set.
OUTPUT=	(ddname)	specifies the ddname of the DD statement defining the output data set.
OUTREC=	routinename	specifies the symbolic name of a routine that manipulates each logical record before it is printed or punched, or specifies the symbolic name of a routine that receives control before the record is passed to the normal output data set (SYSUT2).
OUTLR=	ccccccc routinename	specifies the symbolic name of the user routine that handles any user output (SYSUT2) trailer labels. specifies the symbolic name of a routine that processes user output trailer labels.
OUTLR2=	routinename	specifies the symbolic name of a routine that receives control during the closing of the SYSUT2 data set.

Definition of Operands (cont'd)

OUTTLR3=	routinename	specifies the symbolic name of a routine that receives control during the closing of the SYSUT3 data set.
OWNER=	'ccccccccc[cccc]'	specifies the owner's name or similar identification. The information is specified as character constants, and can be up to 10 bytes in length for EBCDIC and BCD volume labels, or up to 14 bytes in length for ANS volume labels.
OWNERID=	name	specifies a one- to ten-character name or other identifying information. OWNERID is specified as an EBCDIC character string with the exclusion of the blank and the comma characters.
	xxxxxxxxxx	specifies a one- to ten-character field that identifies the owner of the volume.
PASSES=	n	specifies the number of passes to be made in analyzing a recording surface.
	0	specifies that the ANALYZE function is to bypass all surface analysis and track formatting, writing only a VTOC, track zero records (IPL bootstrap and volume label records), and IPL text if requested.
PASSWORD		specifies that password protected data sets contained in the group are to be included in the operation.
PASSWORD1=	current- password	specifies the current password in the entry to be included in the operation.
PASSWORD2=	new-password	specifies the new password to be assigned to the entry. The password can consist of one- to eight-alphameric characters.
PDS=	name	specifies the fully qualified name of the partitioned data set to be moved or copied.
PICTURE=	B'decimal number'	specifies a decimal number that is to be converted to binary and right-aligned in the defined field.
	'character string'	specifies an EBCDIC character string that is to be placed in the defined field or applicable records.
	length	specifies the number of bytes the picture will occupy.
	p'decimal number'	specifies a decimal number that is to be converted to packed decimal and right-aligned in the defined field.
	startloc	specifies a starting byte (within any applicable output record) in which the picture is to begin.
PRECOMP=	routinename	specifies the symbolic name of a routine that processes logical records (physical blocks in the case of VS or VBS records longer than 32K bytes) from either or both of the input data sets before they are compared.
PREFORM=	A	specifies that an ASA control character is provided as the first character of each record to be printed or punched.

Definition of Operands (cont'd)

PREFORM= (cont'd)	M	specifies that a machine-code control character is provided as the first character of each record to be printed or punched.
PURGE		specifies that each data set specified by DSNAMES or VTOC be scratched, even if its expiration data has not elapsed.
PURGE=	YES	indicates that all unexpired data sets on the volume can be overwritten provided that the operator signals his concurrence when the first unexpired data set is encountered, or that the program may be written over any user labels, or over any data that follows the volume label record.
	NO	specifies that the operation is to be terminated if an unexpired data set is encountered, or specifies that the program may not be written over standard user labels.
QUANTITY=	number number[, CREATE=number]	specifies the number of records that this statement is to generate (each record is specified by the other parameters), or specifies the number of times the defined group of CREATE statements is to be used repetitively. CREATE specifies the number of following CREATE statements to be included in the group.
RANGE=	number	specifies an absolute value which the contents of this field can never exceed.
RENAME=	name	specifies that the data set is to be renamed, and indicates the new name.
REPLACE=	X'xx'	specifies the hexadecimal representation of the character to be used by IEBTCRIN to replace error bytes.
SEQFLD=	ddi	specifies, in decimal, the starting column (up to column 80) and length (8 or less) of sequence numbers within existing logical records and subsequent Data statements.
SEQ1=	ccccccc ALL	specifies the sequence number of the first logical record to be renumbered or deleted. specifies a renumbering operation for the entire member or data set.
SEQ2=	ccccccc	specifies the sequence number of the last logical record to be renumbered or deleted.
SER=	xxxxxx	specifies the volume serial number of the first or only tape to be labeled.
SIGN=	sign	specifies a mathematical sign (+ or -), which is used when defining a packed-decimal or binary field.
SKIP=	n	specifies that every nth record is to be printed or punched.

Definition of Operands (cont'd)

SOURCE=	x	specifies user modifications when the x value is 0, or IBM modifications when the x value is 1. This parameter is valid only when a member of a partitioned data set is being processed.
SSI=	hhhhhhh	specifies eight hexadecimal characters of system status information to be placed in the directory of the new master data set as four packed hexadecimal bytes of user data.
START=	jobname	specifies the name of the input job to which the EDIT statement applies.
STARTLOC=	starting-byte location	specifies a starting location (within all output records using this field) in which a field is to begin.
STEPNAME=	name	specifies the first job step to be placed in the output data set when coded with TYPE=POSITION. Job steps preceding this step are not copied to the output data set. When coded with TYPE=INCLUDE or TYPE=EXCLUDE, STEPNAME specifies the names of job steps that are to be included in, or excluded from, the operation.
STOPAFT=	n	specifies, for sequential data sets, the number of logical records to be punched or printed. For partitioned data sets, this specifies the number of logical records to be punched or printed in each member to be processed.
STRADR=	nnnn	specifies the one- to five-byte track address, relative to the beginning of the volume, at which the VTOC is to begin.
STRTAFT=	n	specifies, for sequential data sets, the number of logical records to be skipped before printing or punching begins. For partitioned data sets, STRTAFT=n specifies the number of logical records to be skipped in each member before printing or punching begins.
SYS		specifies that data sets that are to be scratched have names that begin with "AAAAAAAA.AAAAAAAAA.AAAAAAAAA.AAAAAAAAA." or "SYSnnnnn.T" and "F" or "V" in position 19. These names are assigned to data sets by the operating system.
TO=	device= list	specifies the volume(s) to which the data set(s) is to be moved or copied.
TO=	device= serial	specifies the device type and volume serial number of the volume to which the partitioned data set or cataloged entries are to be moved or copied.
TOADDR=	cuu	specifies the channel number, c, and unit number, uu, of the message output or receiving device.
TODD=	cuu (cuu,...)	specifies the channel and unit address of the direct access device containing the volume to be processed.
	ddname (ddname,...)	specifies the ddname of a DD statement defining the device that contains the volume to be processed.
TODEV=	xxxx	specifies the type of output or receiving device, for example, 2400.

Definition of Operands (cont'd)

TOTAL=	routinename	specifies the name of the user's totaling routine.
	size	specifies the number of bytes required for the user's data.
TOTCONV=	PZ	specifies that data (packed decimal mode) is to be converted to unpacked decimal mode.
	XE	specifies that data is to be printed or punched in 2-character-per-byte hexadecimal representation (for example C3,40,F4,F6).
TRACK=	cccchhhh	specifies the address of the track for which an alternate is requested, where cccc is the cylinder number and hhhh is the head number.
TRANS=	name	specifies a user-translate table to be used by IEBTCRIN.
	NOTRAN	specifies that no translation and no special processing is to be performed.
	STDL C	specifies that the MTST code is to be translated to standard EBCDIC, alphabetic characters are translated as lowercase.
	STDUC	specifies that the MTST code is to be translated to standard EBCDIC; alphabetic characters are translated to uppercase.
TYPE=	code	specifies the protection code of the password and, if a control password is being assigned to a direct access, online data set, specifies the protection status of the data set.
	EXCLUDE	specifies that the output data set is to contain a JOB statement and all job steps belonging to the job except those steps specified in the STEPNAME parameter.
	INCLUDE	specifies that the output data set is to contain a JOB statement and all job steps specified in the STEPNAME parameter.
	MTDI	specifies that the input was created on a Magnetic Data Inscrber.
	MTST	specifies that the input data was created on a Magnetic Tape Selectric Typewriter.
	POSITION	specifies that the output is to consist of a JOB statement, the job step specified in the STEPNAME parameter, and all steps that follow it.
TYPORG=	PO	specifies that the input data sets are partitioned data sets.
	PS	specifies that the input data sets are sequential data sets.
UNCATLG		specifies that the catalog entry pertaining to the data set is to be removed.
UPDATE=	INPLACE	specifies the old master data set is to be updated within the space it actually occupies. The old master data set must reside on a direct access device. UPDATE is valid only when coded with CHANGE.

Definition of Operands (cont'd)

VERCHK=	NOCHK	specifies that no record verification check is to be made.
	VOKCHK	specifies that a record verification check is to be made.
VOL=	device= list	specifies the volume or volumes that contain the data set to be processed.
	device= serial	specifies the device type and volume serial number of the volume to be processed.
VALID=	SCRATCH	specifies that no volume serial number check is to be made.
	serial serial[,serial],..	specifies the volume serial number of the volume to be processed.
VOLPASS=	0	specifies that the volume is not security protected. If VOLPASS is omitted, 0 is assumed.
	1	specifies that the volume is security protected.
VOLUME=	device= serial	specifies the device type and volume serial number of the source volume.
VTOC		specifies that all data sets on the specified volume, except those protected by a password or those whose expiration dates have not yet expired, are to be scratched.
VTOC=	xxxxx	specifies a one- to five-byte decimal relative track address representing a primary track on which the volume table of contents is to begin. The VTOC cannot occupy track 0.

OS/VS1 Publication Support 9-2

Source Publications

This section lists all the publications that support VS1. Applicable TNLs and suffix numbers are not included.

Note: *OS/VS System Generation Introduction*, GC26-3790, which supports VS1 Release 1, is no longer included in this section; content relevant to VS1 is included in *OS/VS1 System Generation Reference*, GC26-3791. *Operator's Library: OS/VS1 RES*, GC38-0330, is removed from the VS1 library. Its content is included in *Operator's Library: OS/VS1 Reference*, GC38-0110.

If additional information is required, refer to the *OS/VS1 Release 3 Guide*, GC24-5098, or the *IBM System/360 and System/370 Bibliography*, GA22-6822.

OS/VS1 Publication Support

General and Planning Information

IBM System/360 and System/370 Bibliography	GA22-6822
OS/VS1 Master Index	GC24-5104
OS/VS1 Master Index of Logic	GY24-5164
OS/VS Program Planning Guide for IBM 3886 Optical Character Reader Model 1	GC21-5069
IBM Data Processing Glossary	GC20-1699
Introduction to Virtual Storage in System/370	GR20-4260
IBM System/370 System Summary	GA22-7001
DOS to OS/MFT, OS/MVT, OS/VS1 Management Planning Guide	GC24-5082
DOS to OS/VS1 Implementation Guide	GC24-5095
OS/VS1 Planning and Use Guide	GC24-5090
OS/VS1 Release 1 Guide	GC24-5092
OS/VS1 Release 2 Guide	GC24-5097
OS/VS1 Release 2.6 Guide	GC24-5102
OS/VS1 Release 3 Guide	GC24-5098
OS/VS1 Storage Estimates	GC24-5094
OS/VS System Management Facilities (SMF)	GC35-0004
OS/VS1 System Generation Reference	GC26-3791
OS/MFT, OS/MVT, and OS/VS1 CRJE Concepts and Facilities	GC30-2012
OS/MFT, OS/MVT, and OS/VS1 CRJE System Programmer's Guide	GC30-2016
OS/VS Virtual Storage Access Method (VSAM) Planning Guide	GC26-3799

Operations and Messages

Operator's Library: OS/VS Console Configurations	GC38-0120
Operator's Library: OS/VS1 CRJE	GC38-0335
Operator's Library: OS/VS1 Display Consoles	GC38-0255
Operator's Library: OS/VS1 Reference	GC38-0110
Operator's Library: OS/VS TCAM	GC30-2037
OS/VS Message Library: Linkage Editor and Loader Messages	GC38-1007
OS/VS Message Library: Routing and Descriptor Codes	GC38-1004
OS/VS Message Library: Service Aids and OLTEP Messages	GC38-1006
OS/VS Message Library: VS1 System Codes	GC38-1003
OS/VS Message Library: VS1 System Messages	GC38-1001
OS/VS Message Library: Utilities Messages	GC38-1005
OS/VS Message Library: VS1 RES RTAM and Account Messages	GC38-1010

Programming - General

OS/VS1 Programmer's Reference Digest	GC24-5091
OS/VS1 System Data Areas	SY28-0605

Programming - Assembler

OS/VS and DOS/VS Assembler Language	GC33-4010
OS/VS Assembler Programmer's Guide	GC33-4021
OS/VS Assembler Logic	SY33-8041

Programming - Job Management

OS/VS1 JCL Services	GC24-5100
OS/VS1 JCL Reference	GC24-5099
OS/VS JCL Syntax Reference Summary	GX28-0619
OS/VS1 Job Management Logic	SY24-5161

Programming - Utilities

OS/VS Utilities	GC35-0005
OS/VS Utilities Logic	SY35-0005

Programming - Linkage Editor and Loader

OS/VS Linkage Editor and Loader	GC26-3813
OS/VS Linkage Editor Logic	SY26-3815
OS/VS Loader Logic	SY26-3814

OS/VS1 Publication Support (cont'd)

Programming - Data Management

OS/VS Checkpoint/Restart	GC26-3784
OS/VS1 Data Management for System Programmers	GC26-3837
OS/VS Data Management Macro Instructions	GC26-3793
OS/VS Data Management Services Guide	GC26-3783
OS Data Management Services and Macro Instructions for IBM 1419/1275	GC21-5006
OS Data Management Services and Macro Instructions for IBM 1285/1287/1288	GC21-5004
OS/VS Tape Labels	GC26-3795
OS/VS Virtual Storage Access Method (VSAM) Options for Advanced Applications	GC26-3819
OS/VS Virtual Storage Access Method (VSAM) Programmer's Guide	GC26-3838
OS/VS Access Method Services	GC26-3836
OS/VS1 BDAM Logic	SY26-3836
OS BSAM Logic for IBM 1419/1275	GY21-0012
OS/VS1 Catalog Management Logic	SY35-0003
OS/VS1 Checkpoint/Restart Logic	SY24-5159
OS/VS1 DADSM Logic	SY26-3837
OS Data Management Macro Logic for IBM 1285/1287/1288	GY21-0013
OS/VS1 ISAM Logic	SY26-3838
OS/VS1 Open/Close/EOV Logic	SY26-3839
OS/VS1 SAM Logic	SY26-3840
OS/VS1 Access Method Services Logic	SY35-0008
OS/VS1 Virtual Storage Access Method (VSAM) Logic 3890 Document Processor, Machine and Programming Description	GA24-3612
OS/VS 3890 Document Processor Logic,	SY24-5163
OS/VS 3886 Optical Character Reader, Model 1	GC24-5101
OS/VS 3886 Optical Character Reader, Model 1 Logic	SY24-5162

Programming - Supervisor

OS/VS1 Supervisor Services and Macro Instructions	GC24-5103
OS/VS1 IPL and NIP Logic	SY24-5160
OS/VS1 Supervisor Logic	SY24-5155
OS/VS1 I/O Supervisor Logic	SY24-5156

Programming - RAS

OS/VS1 Debugging Guide	GC24-5093
OS/VS1 OLTEP	GC28-0666
OS/VS1 Service Aids	GC28-0665
OS/VS1 OLTEP Logic	SY28-0662
OS/VS Service Aids Reference Summary	GX28-0634
OS/VS1 Recovery Management Support Logic	SY27-7239
OS/VS1 Service Aids Logic	SY28-0635
OS/VS1 SYS1.LOGREC Error Recording	GC28-0668
OS/VS1 SYS1.LOGREC Error Recording Logic	SY28-0669
OS/VS DSS Command Language Reference Summary	GX28-0690
OS/VS Dynamic Support System	GC28-0640
OS/VS1 Dynamic Support System Logic	SY28-0672

Programming - Remote Entry

IBM 3735 Programmer's Guide (OS, DOS, and VS Systems)	GC30-3001
OS/MFT, OS/MVT, and OS/VS1 CRJE Terminal User's Guide	GC30-2014
OS/MFT, OS/MVT, and OS/VS1 CRJE Logic	GY30-2011
OS/VS1 RES Workstation User's Guide	GC28-6879
OS/VS1 RES System Programmer's Guide	GC28-6878
OS/VS1 RES RTAM and Workstation Support Logic	SY28-6849
OS/VS1 RES Account Facilities Logic	SY28-0660
IBM 3735 Programmable Buffered Terminal: Form Description Macro Instructions and Form Description Utility: Program Logic Manual (OS, DOS, and VS Systems)	GY30-3000

OS/VS1 Publication Support (cont'd)

Programming - Teleprocessing

OS/VS BTAM	GC27-6980
OS/VS BTAM Logic	SY27-7246
OS TCAM Concepts and Facilities	GC30-2022
OS/VS TCAM Programmer's Guide	GC30-2044
OS/VS TCAM Level 4 Component Release Guide	GC30-2036
OS/VS TCAM User's Guide	GC30-2025
OS/VS TCAM Logic	SY30-2049
Introduction to VTAM	GC27-6987
VTAM Application Programmer's Reference	GC27-6995

Programming - Information Display System

OS/VS Graphic Programming Services (GPS) for IBM 2250 Display Unit	GC27-6971
OS/VS Graphic Programming Services (GPS) for IBM 2260 Display Station (Local Attachment)	GC27-6972
OS/VS Graphic Subroutine Package (GSP) for FORTRAN IV, COBOL, and PL/I	GC27-6973
OS/VS Problem Determination Aids and Messages and Codes for GPS and GSP	GC27-6974
OS/VS Graphic Access Method Logic	SY27-7240
OS/VS Graphics Problem-Oriented Routines Logic	SY27-7241
OS/VS Graphic Subroutine Package (GSP) for FORTRAN IV, COBOL, and PL/I Logic	SY27-7242
An Introduction to the IBM 3270 Information Display System	GA27-2739

Indexes to OS/VS1 publications are consolidated in the *OS/VS1 Master Index*, GC24-5104, and the *OS/VS1 Master Index of Logic*, GY24-5164. These master indexes reference other publications that contain additional information about the subjects listed here.

A

- ABEND
 - completion code 2-25
 - macro 3-2, 3-11
- ACB macro 4-33
- add instructions 1-17 to 1-19
- address format, virtual 1-60
- aliases, CRJE commands 5-22
- AND instructions 1-19
- ANSI
 - control characters 1-16
 - header and trailer labels 4-25, 4-26
 - standard labels 4-21 to 4-23
 - standard volume label 4-24
 - user labels 4-27
- AS macro 7-2, 7-11
- ASCII
 - fixed length records, tapes 4-29
 - graphics and controls 1-2 to 1-6
 - undefined length records, tapes 4-31
 - variable length records, tapes 4-32
- ASCTR macro 7-2, 7-11
- ASLIST macro 7-2, 7-11
- ASMTRTAB macro 7-2, 7-7
- assembler
 - label processing 4-28
 - system attributes 1-57
 - system conditional assembly expressions 1-56
 - system constants 1-54
 - system instructions 1-50 to 1-52
 - system macro language statements 1-55
 - system statements 1-53
 - system variable symbols 1-58, 1-59
- associated logical channel word 2-33
- ATTACH
 - completion codes 2-27
 - macro 3-2, 3-11

B

- BC mode, PSW 1-11
- BCDiC graphics and controls 1-2 to 1-6
- BDAM
 - completion codes 2-20, 2-21
 - data sets, spanned records 4-31
 - macros 4-2 to 4-12
- bibliography 9-1
- binary synchronous communications, BTAM 7-14
- BISAM
 - completion codes 2-20, 2-21
 - macros 4-2 to 4-12
- BLDL macro 4-2
- block descriptor word 4-30, 4-31
- block length 4-30, 4-31
- blocked records 4-29 to 4-32
- BPAM
 - flow of control 4-39
 - macros 4-2 to 4-12
- branch instructions 1-20 to 1-22
- BRDCST command 5-24
- BSAM
 - completion codes 2-20, 2-26
 - flow of control 4-39

BSAM (cont'd)

- macros 4-2 to 4-12
- BTAM
 - completion codes 2-21, 2-22
 - section on 7-1 to 7-14
- BSP macro 4-2
- build list, resident 2-35
- BUILD macro 4-2
- BUILDRCD macro 4-2, 4-3

C

- CALL macro 3-3, 3-11
- CANCEL command
- CRJE 5-19
 - operator 5-8
 - RES 5-14
- CANCELMG macro 7-15
- capacities, linkage editor 6-7
- CAW (channel address word) 1-12
- CCW (channel command word) 1-12
- CENOUT command 5-24
- central operator commands, RES 5-12
- channel address word (CAW) 1-12
- channel command word (CCW) 1-12
- channel status word (CSW) 1-12
- CHAP
 - completion codes 2-27
 - macro 3-3, 3-11
- CHGNTY macro 7-2, 7-7
- CHECK macro
 - data management 4-3
 - TCAM 7-15
 - VSAM 4-33
- CHECKPT macro 7-15
- CHKPT
 - completion code 2-28
 - macro 4-3
- CKREQ macro 7-15
- clear I/O instruction 1-22
- CLOSE
 - BTAM macro 7-2, 7-7
 - completion codes 2-26
 - data management macro 4-4
 - TCAM macro 7-15
 - VSAM macro 4-33
- compare instructions 1-22 to 1-24
- convert instructions 1-24
- CNOP alignment 1-9
- CNTRL macro 4-4
- COBOL label processing 4-28
- CODE macro 7-15
- code translation table 1-2 to 1-6
- codes
 - completion 2-20 to 2-29
 - condition 1-8
 - I/O command 1-14 to 1-16
 - machine-check interruption 1-13
 - program interruption 1-9
 - wait state 2-30, 2-31
- commands
 - CRJE 5-19 to 5-22, 5-24
 - operator 5-1, 5-8 to 5-11
 - RES central operator 5-12
 - RES workstation operator 5-14, 5-15
 - TCAM operator 7-21 to 7-23
- COMMBUF macro 7-15
- comment statement 5-2

- completion codes
 - for data management macros 4-2 to 4-12
 - summary 2-20 to 2-29
- component support of label processing features 4-28
- condition codes 1-8
- conditional assembly expressions, system assembler 1-56
- CONFIGUR macro 7-2, 7-11
- console printer command codes 1-14
- contents supervisor completion codes 2-24
- CONTINUE command 5-19
- control characters, ANSI 1-16
- control codes, segment 4-30, 4-31
- control registers 1-7
- control statements, linkage editor 6-6
- conversational remote job entry (CRJE) 5-1, 5-18 to 5-24
- conversion, decimal and hexadecimal 1-60, 1-62 to 1-66
- COUNTER macro 7-15
- CRJE (conversational remote job entry) 5-1, 5-18 to 5-24
- CRJELINE macro 5-18
- CRJETABLE macro 5-18
- CRJEUSER macro 5-18
- CSW (channel status word) 1-12
- CTBFORM macro 7-15
- CTRGROUP macro 7-2, 7-12
- CTRLIST macro 7-3, 7-12
- CTRSCHED macro 7-3, 7-12
- CUTOFF macro 7-15

D

- data management
 - commands for CRJE 5-21
 - macros 4-2
 - section on 4-1
- data set, device allocation 2-19
- data set record formats 4-29 to 4-32
- data set utility programs 8-2
- DATAMGT macro 7-3
- DATETIME macro 7-15
- DCB macro
 - BTAM 7-3, 7-7
 - data management 4-5
- DCBD macro 4-5
- DD statement
 - format 5-5 to 5-7
 - loader use of 6-10
- decimal and hexadecimal conversion 1-60, 1-62 to 1-66
- DEFINE command 5-8
- definition of operands, utilities 8-43 to 8-55
- definition of substitutional operands 5-13, 5-16
- DELETE
 - command 5-19
 - macro 3-3, 3-11
- delimiter statement 5-2
- DEQ
 - completion codes 2-27
 - macro 3-3, 3-12
- DETACH
 - completion code 2-28
 - macro 3-3, 3-12
- DEULIST macro 7-3, 7-12
- device allocation for new data sets 2-19
- device capacities 4-13
- device configurations supported by TCAM 7-24 to 7-29
- device information, UCB sense bytes 2-6 to 2-15
- device statistics table 2-16 to 2-18
- DFTRMLST macro 7-3, 7-7
- diagnose instruction 1-24
- direct access device capacities 4-13

- dispatch resume PSW (DSPSW) 2-4
- DISPGUID macro 7-3
- DISPLAY command 5-8, 5-14
- divide instructions 1-25, 1-26
- DOM macro 3-3, 3-12
- DSP interruption 2-3
- DSPSW (dispatch resume PSW) 2-4
- DUMP command 5-8
- DXR macro 3-3, 3-12
- dynamic address translation 1-60

E

- EBCDIC graphics and controls 1-2 to 1-6, 1-67
- EC mode, PSW 1-11
- EDIT and EDMK pattern characters 1-9
- EDIT command 5-19
- edit instructions 1-26
- edit subcommands, CRJE 5-20
- EDMK and EDIT pattern characters 1-9
- ENQ
 - completion codes 2-28
 - macro 3-3, 3-12
- ENQ/DEQ names 2-32
- ENDREQ macro 4-33
- EOV completion codes 2-28
- ERASE macro 4-33
- ERRORMSG macro 7-15
- ESETL macro 4-5
- ESR completion codes 2-29
- exclusive OR instruction 1-26, 1-27
- EXCP completion codes 2-22, 2-23
- EXEC
 - command 5-19, 5-22
 - statement 5-4
- execute instruction 1-27
- execute statement
 - linkage editor 6-3, 6-4
 - loader 6-9
- exit routine, CRJE 5-22
- EXLST macro 4-33
- extended binary coded decimal interchange code (EBCDIC) 1-67, 1-68
- EXTRACT
 - completion codes 2-27
 - macro 3-4

F

- FEOV macro 4-5
- FIND macro 4-5
- fixed-length records 4-29
- fixed storage locations 1-10
- flow of control in
 - BSAM and in BPAM 4-39
 - QSAM 4-38
 - supervisor 3-35 to 3-39
- FORTTRAN label processing 4-28
- FORWARD macro 7-15
- FREEBUF macro 4-5
- FREEDBUF macro 4-5
- FREEMAIN
 - completion codes 2-24, 2-25
 - macro 3-4, 3-12
- FREEPOOL macro 4-5

G

- GAM (graphics access method) completion codes 2-21
- GDUAS macro 7-3
- GDULIST macro 7-3
- GDUTRANS macro 7-3
- GENCB macro 4-33, 4-34
- general information 1-1
- general services, supervisor 3-31, 3-32
- GET macro
 - data management 4-5
 - TCAM 7-15
 - VSAM 4-34
- GETBUF macro 4-6
- GETMAIN
 - completion codes 2-24, 2-25
 - macro 3-5, 3-12
- GETPOOL macro 4-6
- graphics access method (GAM) completion codes 2-21
- graphics and controls, BCDIC, EBCDIC, and ASCII 1-2 to 1-6
- GROUP macro 7-16
- GTRACE macro 3-5, 3-13
- guide to utility program functions 8-3, 8-4

H

- HALT command 5-8
- halt instructions 1-27
- halve instructions 1-27
- header labels, ANSI 4-25, 4-26
- hexadecimal addition, multiplication, subtraction tables 1-61
- hexadecimal and decimal conversion 1-60, 1-62 to 1-66
- HOLD
 - command 5-8, 5-14
 - macro 7-16
- how to find 2-33 to 2-35

I

- I/O command codes 1-14 to 1-16
- I/O interruption 2-3
- IBCDASDI utility 8-5, 8-6
- IBCDMPRS utility 8-7
- ICAPRTBL utility 8-8
- ICHNG macro 7-16
- ICOPY macro 7-16
- IDENTIFY macro 3-5, 3-13
- IEAEXSAV save area 2-4
- IEBCOMPR utility 8-9
- IEBCOPY utility 8-10, 8-11
- IEBDG utility 8-12 to 8-14
- IEBEDIT utility 8-15
- IEBGENER utility 8-16, 8-17
- IEBISAM utility 8-18
- IEBTPCH utility 8-19, 8-20
- IEBTCRIN utility 8-21 to 8-25
- IEBUPDTE utility 8-26 to 8-28
- IEHATLAS utility 8-29
- IEHDASDR utility 8-30 to 8-32
- IEHINITT utility 8-33
- IEHIOSUP utility 8-34
- IEHLIST utility 8-35
- IEHMOVE utility 8-36 to 8-38

- IEHPROGM utility 8-39 to 8-41
- IFHSTATR utility 8-42
- INBLOCK macro 7-16
- INBUF macro 7-16
- independent utility programs 8-2
- INEND macro 7-16
- information, system 2-1
- INHDR macro 7-16
- INITIATE macro 7-16
- INMSG macro 7-16
- INTRO macro 7-16
- INVLIST macro 7-16
- insert characters instructions 1-27
- insert PSW-key instructions 1-28
- insert storage-key instruction 1-28
- installation variables, CRJE 5-22
- instruction formats, machine 1-6
- instructions
 - System/370 1-2 to 1-6, 1-17 to 1-49
 - system assembler 1-50 to 1-52
- interrupt handlers 3-34 to 3-37
- interruption code, machine check 1-13
- IODEVICE macro, BTAM 7-3
- IORGSAV save area 2-4
- ISAM completion codes 2-20

J

- JCL (job control language) 5-1
- JCL statements
 - linkage editor 6-2
 - loader 6-8
- job control language (JCL) 5-1
- job processing commands, CRJE 5-21
- job scheduler completion codes 2-22
- JOB statement 5-3
- job steps, incompatible in linkage editor 6-5

L

- labels
 - ANSI header and trailer 4-25, 4-26
 - ANSI standard volume 4-24
 - ANSI user 4-27
 - IBM standard 4-14, 4-15
 - IBM standard data set 4-18, 4-19
 - IBM standard volume 4-17
 - processing features 4-28
 - processing of ANSI standard 4-23
 - processing of IBM standard 4-16
 - user 4-20
 - volume organization with ANSI standard 4-21, 4-22
- LERB macro 7-4, 7-8
- LERPRT macro 7-4, 7-8
- library routines, retrieval of 3-34
- limited channel logout 1-13
- line and station configuration supported by BTAM 7-13, 7-14
- LINK macro 3-5, 3-13
- linkage editor 6-1 to 6-7
- linkage editor label processing 4-28
- linkage register conventions 2-5
- LISTBC command
 - CRJE 5-19
 - operator 5-8
 - RES 5-14
- LISTDS command 5-19
- LISTLIB command 5-19

LOAD
 completion code 2-24
 macro 3-6, 3-13
 load instructions 1-28 to 1-31
 load module control 3-27
 loader 6-1, 6-8 to 6-13
LOCK macro 7-16
LOCOPT macro 7-16
 logical address format 1-60
 logical channel word, associated 2-33
 logical records 4-30, 4-31
LOG
 command 5-8, 5-14
 macro 7-16
LOGOFF command
 CRJE 5-19
 operator 5-8
 RES 5-14
LOGON command
 CRJE 5-19
 operator 5-8
 RES 5-14
LOGTYPE macro 7-16
LOPEN macro 7-4, 7-8

M

machine instruction formats 1-6
 machine-check interruption code 1-13
 macro language statements, system assembler 1-55
 macro parameter notation, supervisor 3-10
 macro parameters, loader 6-11
 macros
 BTAM 7-2 to 7-10
 CRJE 5-18
 data management 4-2
 loader 6-10
 supervisor 3-2 to 3-9
 VSAM 4-33 to 4-37
 2715 user table 7-11, 7-12
 master scheduler completion codes 2-26, 2-27
MCOUNT macro 7-17
MCPCLOSE macro 7-17
 message commands, CRJE 5-22
MHGET macro 7-17
MHPUT macro 7-17
MODCB macro 4-34, 4-35
MODE command 5-9
MODIFY command
 CRJE 5-24
 operator 5-9
 RES 5-14
 module to SVC directory 3-23 to 3-26
 monitor call instruction 1-32
MONITOR command 5-9, 5-14
MOUNT command 5-9
 move instructions 1-32, 1-33
MRCHECK macro 7-17
MRELEASE macro 7-17
MSG command 5-24
MSGEDIT macro 7-17
MSGFORM macro 7-17
MSGGEN macro 7-17
MSGLIMIT macro 7-17
MSGRT command 5-9
MSGTYPE macro 7-17
 multiply instructions 1-33 to 1-37

N

- no-operation instructions 1-37
- nonspanned variable-length records 4-30
- nonswitched multipoint lines, BTAM 7-13
- NOTE macro 4-6
- null statement 5-2

O

- on-line terminal test, in CRJE 5-23
- ONLTST macro 7-4, 7-8
- OPEN
 - BTAM macro 7-2, 7-8
 - completion codes 2-25, 2-26
 - data management macro 4-6
 - TCAM macro 7-17
 - VSAM macro 4-35
- open executor selectors, SAM 4-40 to 4-42
- operands
 - definition of, for utilities 8-43 to 8-55
 - substitutional 5-13, 5-16
 - supervisor 3-11 to 3-16
- operator command outlines 5-8 to 5-11
- operator commands
 - RES central 5-12
 - RES workstation 5-14, 5-15
 - section on 5-1
 - TCAM 7-21 to 7-23
- OPTION macro 7-17
- OR instructions 1-37
- ORIGIN macro 7-17
- OUTBUFF macro 7-17
- OUTEND macro 7-18
- OUTHDR macro 7-18
- OUTMSG macro 7-18
- OUTPUT command 5-19
- overlay supervisor completion codes 2-27

P

- pack instruction 1-37
- page table entry 1-60
- PAGETUNE command 5-9
- paging completion code 2-29
- parameter notation, supervisor macro 3-10
- parameters, SIZE and REGION guidelines 6-4
- PARAMNUM macro 7-4
- PARMLIST macro 7-4
- passwords, CRJE 5-23
- PATH macro 7-18
- PCB macro 7-18
- PDAB macro 4-7
- PDABD macro 4-7
- PDSAV save area 2-4
- PEND statement 5-2
- PGRLSE macro 3-6, 3-13
- PISAV save area 2-4
- PL/I label processing 4-28
- POINT macro
 - data management 4-7
 - TCAM 7-18
 - VSAM 4-35
- point-to-point communications, BTAM 7-14
- POST
 - completion codes 2-23
 - macro 3-6, 3-13
- powers of 16 table 1-60

- powers of 2 table 1-60
- PRIORITY macro 7-18
- PROC statement 5-2
- program interrupt control 3-30
- program interruption codes 1-9
- program status word (PSW) 1-11
- programming conventions for SVC routines 3-17
- prologue completion codes 2-22
- PRTOV macro 4-7
- PSW (program status word) 1-11
- publication support 9-2 to 9-4
- purge translation lookaside buffer instruction 1-37
- PUT macro
 - data management 4-7
 - TCAM 7-18
 - VSAM 4-35
- PUTX macro 4-7

Q

- QISAM
 - completion codes 2-20, 2-21
 - macros 4-2 to 4-12
- QRESET macro 7-18
- QSAM
 - completion codes 2-20
 - flow of control 4-38
 - macros 4-2 to 4-12
- QSTART macro 7-18

R

- RAM list 2-35
- RDJFCB completion codes 2-29
- read direct instruction 1-38
- READ macro
 - BTAM 7-5, 7-8
 - data management 4-7
 - TCAM 7-18
- READY macro 7-18
- record descriptor word 4-30, 4-31
- record formats
 - data set 4-29 to 4-32
 - linkage editor 6-7
- REDIRECT macro 7-18
- REGION parameter, linkage editor 6-4
- register contents, for SVCs 3-18 to 3-22
- register conventions, linkage 2-5
- register usage 2-4
- registers, control 1-7
- RELBUF macro 7-5, 7-9
- RELEASE command 5-10, 5-14
- RELEX macro 4-8
- RELSE macro 4-8
- remote entry services (RES) 5-1
- REPLY command 5-10, 5-14
- REQBUF macro 7-5, 7-9
- requirements, virtual storage for loader 6-13
- RES (remote entry services)
 - central operator commands 5-12
 - definition of substitutional operands 5-16
 - section on 5-1
 - workstation operator command outlines 5-14, 5-15
- RESET command 5-10, 5-14
- reset reference bit instruction 1-38
- RESETPL macro 7-5, 7-9
- resident build list 2-35
- resident SVC load list 2-35

- restrictions, CRJE 5-23
- RETRY macro 7-18
- return codes
 - IEBCOMPR 8-9
 - IEBCOPY 8-10
 - IEBDG 8-12
 - IEBEDIT 8-15
 - IEBGENER 8-16
 - IEBISAM 8-18
 - IEBPTPCH 8-19
 - IEBTCRIN 8-21
 - IEBUPDTE 8-26
 - IEHDASDR 8-30
 - IEHINITT 8-33
 - IEHIOSUP 8-34
 - IEHLIST 8-35
 - IEHMOVE 8-36
 - IEHPROGM 8-39
 - linkage editor 6-5
 - loader 6-12
- RETURN macro 3-6, 3-14
- ROUTE command 5-10, 5-14
- routing codes for multiple consoles, CRJE 5-23
- RPG label processing 4-28
- RPL macro 4-35

S

- SAM open executor selectors 4-40 to 4-42
- save area format 2-2
- save areas, how to find 2-4
- SAVE macro 3-6, 3-14
- SCREEN macro 7-18
- segment control codes 4-30, 4-31
- segment descriptor word 4-30, 4-31
- segment length 4-30, 4-31
- segment table entry 1-60
- SEGWT macro 3-6, 3-14
- SEND command
 - CRJE 5-19
 - operator 5-10
 - RES 5-14
- sense information, UCB 2-6 to 2-15
- SEQUENCE macro 7-18
- session management commands, CRJE 5-21
- SET command 5-10
- set instructions 1-38, 1-39
- SETEOF macro 7-19
- SETEOM macro 7-19
- SETL macro 4-8
- SETPRT macro 4-8, 4-9
- SETSCAN macro 7-19
- shift instructions 1-39, 1-40
- SHOW command 5-24
- SHOWCB macro 4-35, 4-36
- signal processor instruction 1-40
- SIO interruption 2-3
- SIZE parameter, linkage editor 6-4
- SLOWPOLL macro 7-19
- SMF (system management facilities) 5-1, 5-17
- SMFPRMxx parameters 5-17
- SNAP macro 3-6, 3-14
- sort/merge label processing 4-28
- spanned variable-length records 4-30, 4-31
- SPIE macro 3-6, 3-14
- STAE macro 3-7
- standard command code assignments 1-14
- standard data set label, IBM 4-18, 4-19
- standard label processing, ANSI 4-23

- standard label processing, IBM 4-16
- standard labels, IBM 4-14, 4-15
- standard volume label, ANSI 4-24
- standard volume label, IBM 4-17
- START command
 - CRJE 5-24
 - operator 5-10
 - RES 5-14
- start I/O instructions 1-40, 1-41
- start-stop communications, BTAM 7-13
- STARTMH macro 7-19
- statements
 - comment 5-2
 - DD 5-5 to 5-7
 - delimiter 5-2
 - EXEC 5-4
 - JOB 5-3
 - null 5-2
 - PEND 5-2
 - PROC 5-2
- station configurations supported by BTAM 7-13, 7-14
- statistics table, device 2-16 to 2-18
- STATUS command 5-19
- status information commands, CRJE 5-21
- STEND macro 7-5, 7-12
- STIMER macro 3-7, 3-14
- STIMERE macro 3-7, 3-14
- STOP command
 - CRJE 5-24
 - operator 5-10
 - RES 5-14
- STOPMN command 5-11, 5-14
- storage locations, fixed 1-10
- storage requirements, loader 6-13
- store instructions 1-41 to 1-43
- STOW macro 4-10
- SUBMIT command 5-19
- substitutional operands, definition of 5-13, 5-16
- subtract instructions 1-43 to 1-46
- summary of supervisor operands 3-11 to 3-16
- supervisor call
 - completion codes 2-29
 - instruction 1-47
- supervisor
 - flow of control 3-35 to 3-39
 - information 3-1 to 3-59
 - macro outlines 3-2 to 3-9
 - macro parameter notation 3-10
 - operands, summary of 3-11 to 3-16
- SVC directory 3-23 to 3-26
- SVC interruption 2-3
- SVC load list, resident 2-35
- SVC register contents 3-18 to 3-22
- SVC routines, programming conventions 3-17
- SVC table format 2-34, 2-35
- SVCs, how to find type 1 and type 2 2-34
- SVCSAV save area 2-4
- SWAP
 - command 5-11
 - completion codes 2-29
- SWITCH command 5-11
- switched lines, BTAM 7-13
- SYNADAF macro 4-10
- SYNADRLS macro 4-10
- synchronization 3-28, 3-29
- syntax checkers, CRJE 5-23
- SYSOUT class, CRJE 5-23
- system
 - ENQ/DEQ names 2-32
 - information 2-1

- system (cont'd)
 - operator commands for CRJE 5-24
 - register usage 2-4
 - utility programs 8-2
- system assembler
 - attributes 1-57
 - conditional assembly expressions 1-56
 - constants 1-54
 - instructions 1-50 to 1-52
 - macro language statements 1-55
 - statements 1-53
 - variable symbols 1-58, 1-59
- system management facilities (SMF) 5-1, 5-17
- system restart completion codes 2-29
- System/370 instructions 1-17 to 1-49

T

- TABSET command 5-19, 5-22
- task control 3-33
- task switch interruption 2-3
- task termination completion codes 2-23
- TCAM
 - completion codes 2-21
 - section on 7-1, 7-15 to 7-29
- TCBSAV save area 2-4
- TCHNG macro 7-19
- TCOPY macro 7-19
- terminal commands and functions 5-19, 5-21
- TERMINAL macro 7-19, 7-20
- termination 3-32
- TERRSET macro 7-20
- test instructions 1-47, 1-48
- TESTCB macro 4-36, 4-37
- TGOTO macro 7-20
- TGROUP macro 7-5, 7-12
- time intervals 3-28, 3-29
- TIME macro 3-8, 3-15
- TLIST macro 7-20
- TPDATE macro 7-20
- TPEDIT macro 7-5, 7-20
- TPROCESS macro 7-20
- trace table 2-3
- trailer labels, ANSI 4-25, 4-26
- TRANSLAT macro 7-5
- translate instruction 1-48
- TRLIST macro 7-5, 7-12
- TRNSLATE macro 7-5, 7-9
- TRSLRCTW macro 7-5, 7-9
- TRSLRCT3 macro 7-5, 7-9
- TRUNC macro 4-11
- TTABLE macro 7-20
- TTIMER macro 3-8, 3-15
- TWAIT macro 7-5, 7-9
- TYPETABLE macro 7-20

U

- UCB sense information 2-6 to 2-15
- unblocked records 4-29 to 4-32
- undefined-length records 4-32
- unit record device statistics table entry 2-17
- UNLOAD command 5-11
- UNLOCK macro 7-20
- unpack instruction 1-49
- user label 4-20, 4-27
- userid, CRJE 5-23
- USERID command 5-24

- utilities 8-1
- utilities label processing 4-28
- utility programs listed by class 8-2

V

- variable length records for ASCII tapes 4-32
- VARY command 5-11
- virtual address format 1-60
- virtual storage allocation 3-34
- virtual storage requirements, loader 6-13
- volume organization
 - ANSI standard labels 4-21, 4-22
 - IBM standard labels 4-14, 4-15
- VSAM macros for data access 4-33 to 4-37

W

- WAIT completion codes 2-23
- WAIT macro
 - BTAM 7-6, 7-9
 - data management 4-11
 - supervisor 3-8, 3-16
- wait state codes
 - ICAPRTBL utility 8-8
 - system 2-30, 2-31
- WAITR macro 3-8, 3-16
- workstation operator commands, RES 5-14, 5-15
- write direct instruction 1-49
- WRITE macro
 - BTAM 7-5, 7-10
 - data management 4-11, 4-12
 - TCAM 7-20
- WRITELOG command 5-11
- WRITER command 5-11, 5-15
- WTL macro 3-8, 3-16
- WTO macro 3-9, 3-16
- WTO/WTOR completion codes 2-27
- WTOR macro 3-9, 3-16

X

- XCTL
 - completion code 2-24
 - macro 3-9, 3-16
- XLATE macro 4-12

Z

- zero and add instruction 1-49
- 1403/2821 printer codes 1-14
- 2305
 - capacity 4-13
 - linkage editor capacity 6-7
- 2305/2835 DASD codes 1-15, 1-16
- 2314
 - capacity 4-13
 - DASD codes 1-15, 1-16
 - device statistics table entry 2-16
 - linkage editor capacity 6-7
- 2319
 - capacity 4-13
 - DASD codes 1-15, 1-16
 - linkage editor capacity 6-7

2400 series device statistics table entry 2-17
2715 User Table Macros 7-11, 7-12
2820 control unit, device statistics table entry 2-17
2841 control unit, device statistics table entry 2-17
3203/IPA printer codes 1-14
3211/3811 printer codes 1-14
3330 linkage editor capacity 6-7
3330 series DASD codes 1-15, 1-16
3330/3333 capacity 4-13
3340
 capacity 4-13
 linkage editor capacity 6-7
3340 series DASD codes 1-15, 1-16
3400 magnetic tape device statistics table entry 2-17
3410/3411 magnetic tape codes 1-15
3410 series magnetic tape device statistics table entry 2-18
3420/3803 magnetic tape codes 1-15
3420 series magnetic tape device statistics table entry 2-18
3504, 3505 card reader codes 1-14
3525 card punch codes 1-14

READER'S COMMENT FORM

OS/VS1 Programmer's
Reference Digest
GC24-5091-3

Your views about this publication may help improve its usefulness; this form will be sent to the author's department for appropriate action. Using this form to request system assistance or additional publications will delay response, however. For more direct handling of such request, please contact your IBM representative or the IBM Branch Office serving your locality.

Your comments will be carefully reviewed by the persons responsible for writing and publishing this material. All comments and suggestions become the property of IBM.

- | | Yes | No |
|---|--------------------------|--------------------------|
| • Does the publication meet your needs? | <input type="checkbox"/> | <input type="checkbox"/> |
| • Did you find the material: | | |
| Organized for convenient use? | <input type="checkbox"/> | <input type="checkbox"/> |
| Complete? | <input type="checkbox"/> | <input type="checkbox"/> |
| • What is your occupation? _____ | | |
| • How do you use this publication: | | |
| As an instructor in a class? | <input type="checkbox"/> | |
| As a student in a class? | <input type="checkbox"/> | |
| As a reference manual? | <input type="checkbox"/> | |

Your comments:


If you would like a reply, please supply your name and address.

IBM Branch Office serving you _____

Thank you for your cooperation. No postage stamp necessary if mailed in the U.S.A. (Elsewhere, an IBM office or representative will be happy to forward your comments.)

From:

First Class
Permit 170
Endicott
New York



Business Reply Mail

No postage stamp necessary if mailed in the U.S.A.

Postage will be paid by:

International Business Machines Corporation
Department G60
P. O. Box 6
Endicott, New York 13760

GC24-5091-3

OS/VS1 Programmer's Reference Digest File No. S370-36 Printed in U. S. A. GC24-5091-3



International Business Machines Corporation
Data Processing Division
1133 Westchester Avenue, White Plains, New York 10604
(U.S.A. only)

IBM World Trade Corporation
821 United Nations Plaza, New York, New York 10017